

**FISCAL 2016-17
ANNUAL BUDGET**




TABLE OF CONTENTS

	<u>Page</u>		<u>Page</u>
GENERAL INFORMATION		GENERAL FUND (continued)	
Budget Committee	i	County Counsel	25-28
Countywide Organizational Chart	ii	District Attorney	29-33
Budget Calendar	iii	Financial Services	34-38
Budget Process	iv	Human Resources	39-42
Property Tax Information	v	Information Technology	43-47
Timber Receipts/Safety Net Receipts	vi	Justice of the Peace - Canyonville	48-51
SB 916 Disclosure	vii-viii	Justice of the Peace - Drain	52-55
Budget Committee Changes to Proposed Budget	ix	Justice of the Peace - Glendale	56-60
Order to Adopt, Appropriate and Levy Tax	x-xiv	Justice of the Peace - Reedsport	61-65
SUMMARIES		Juvenile Services	66-71
County Comparative Summary	xv	Library	72-76
Resources and Requirements Summary - All Funds	xvi-xvii	Museum	77-81
Charts - Resources and Requirements	xviii-xix	Nondepartmental	82-83
Personnel Services Schedule	xx	Parks	84-91
Full-time Equivalent Positions Schedule	xxi	Planning	92-96
GENERAL FUND		Surveyor	97-101
Summary Information	1-3	Assessor	102-106
Undesignated Revenues	4-5	Tax Collection	107-110
Board of Commissioners	6-9	Transportation Services	111-115
Building Department	10-14	Operating Contingency	116
Building Facilities	15-19	Nondepartmental Transfers Out	117
County Clerk	20-24	Commission of Children & Families (history)	118-119
		Tax Assessment and Collection (history)	120-121
		Solid Waste (history)	122-123

TABLE OF CONTENTS

	<u>Page</u>		<u>Page</u>
<i>PUBLIC SAFETY FUND</i>		<i>OTHER FUNDS</i>	
Summary Information	124-126	<i>Special Revenue Funds</i>	
Sheriff Enforcement and Corrections	127-131	County Fair Board Fund	205-210
.....Enforcement Detailed Expenditures	132-135	County Forest Management Fund	211-216
.....Corrections Detailed Expenditures	136-139	County Schools Fund	217-218
Work Crew	140-144	Dog Control Fund	219-222
Douglas Interagency Narcotics Team (DINT)	145-149	Drug Abuse Prevention Fund	223-224
Communications 911 and Dispatch	150-154	Industrial Development Fund	225-226
Radio System	155-159	Law Library Fund	227-229
<i>HEALTH AND SOCIAL SERVICES FUND</i>		Salmon Habitat Improvement Fund	230-231
Summary Information	160-161	Title III Fund	232-233
Public Health	162-168	Water Resource Development Fund	234
Veteran Services	169-173Operations/Galesville	235-238
Senior Services	174-179Watermaster	239-241
Administrative Services	180-183	<i>Capital Projects Fund</i>	
Mental Health and Developmental Disabilities (history)	184-188	Capital Projects Fund	242-243
Transportation Services (history)	189-190	<i>Enterprise Funds</i>	
<i>PUBLIC WORKS FUND</i>		Salmon Harbor Fund	244-250
Summary Information	191-192	Solid Waste Fund	251-255
Revenue Detail	193	<i>Internal Service Funds</i>	
Administration	194-196	Employee Benefit Trust Fund	256-259
Engineering	197-200	Fleet Management Fund	260-265
Highway Operations	201-204	<i>MISCELLANEOUS</i>	
		Compensation Plan	266-278

DOUGLAS COUNTY, OREGON
2016-17 BUDGET

1036 S.E. Douglas Ave., Roseburg, Oregon 97470

Telephone: (541) 672-3311

www.co.douglas.or.us

DOUGLAS COUNTY BUDGET COMMITTEE

CITIZEN MEMBERS

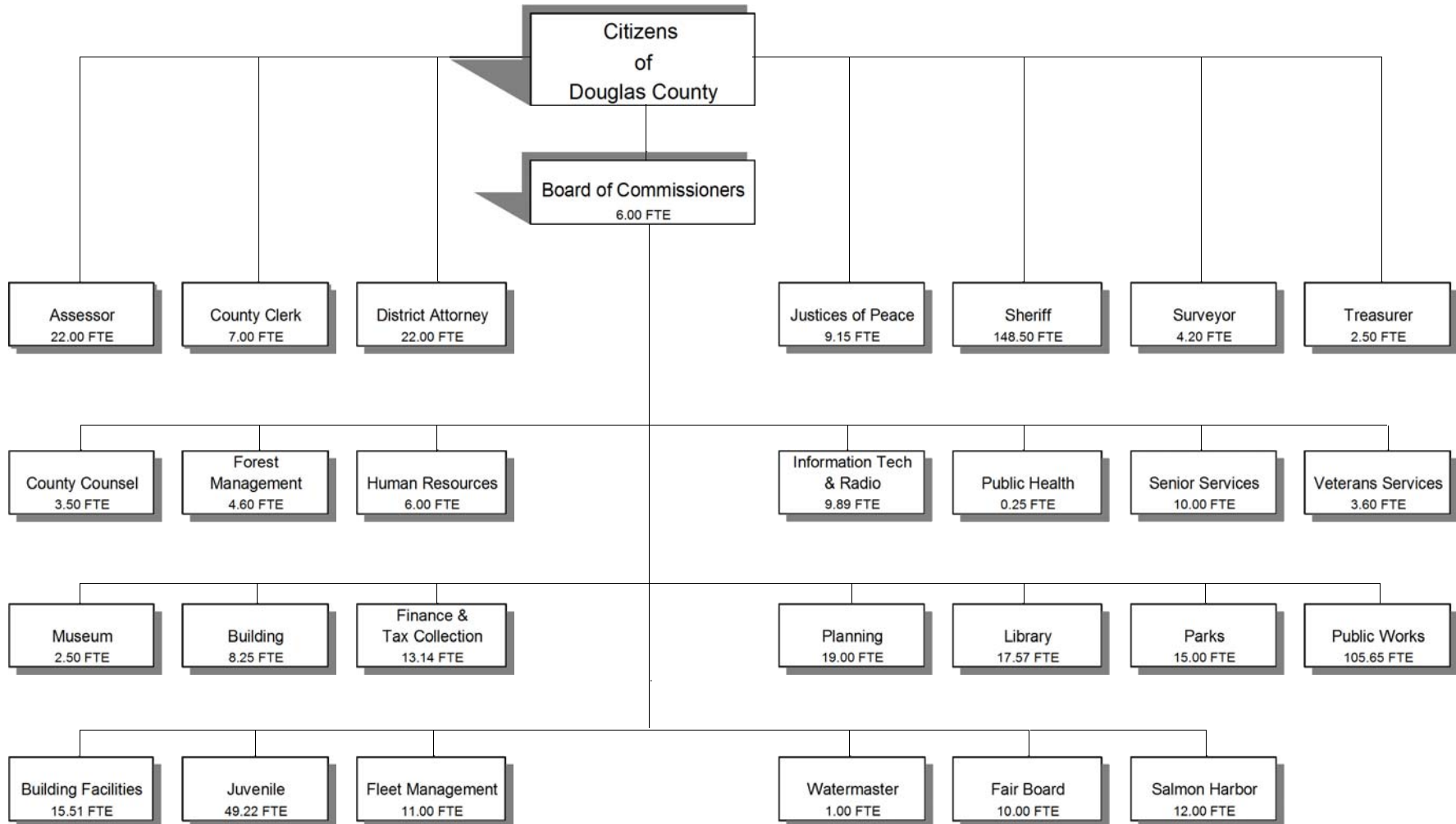
Jeffrey Johnson	June 30, 2018
Thomas Nelson	June 30, 2017
Mike Winters	June 30, 2016

BOARD OF COMMISSIONERS

Telephone: (541) 440-4201

Tim Freeman	December 31, 2018
Chris Boice	December 31, 2018
Susan Morgan	December 31, 2016

**DOUGLAS COUNTY, OREGON
ORGANIZATION CHART**



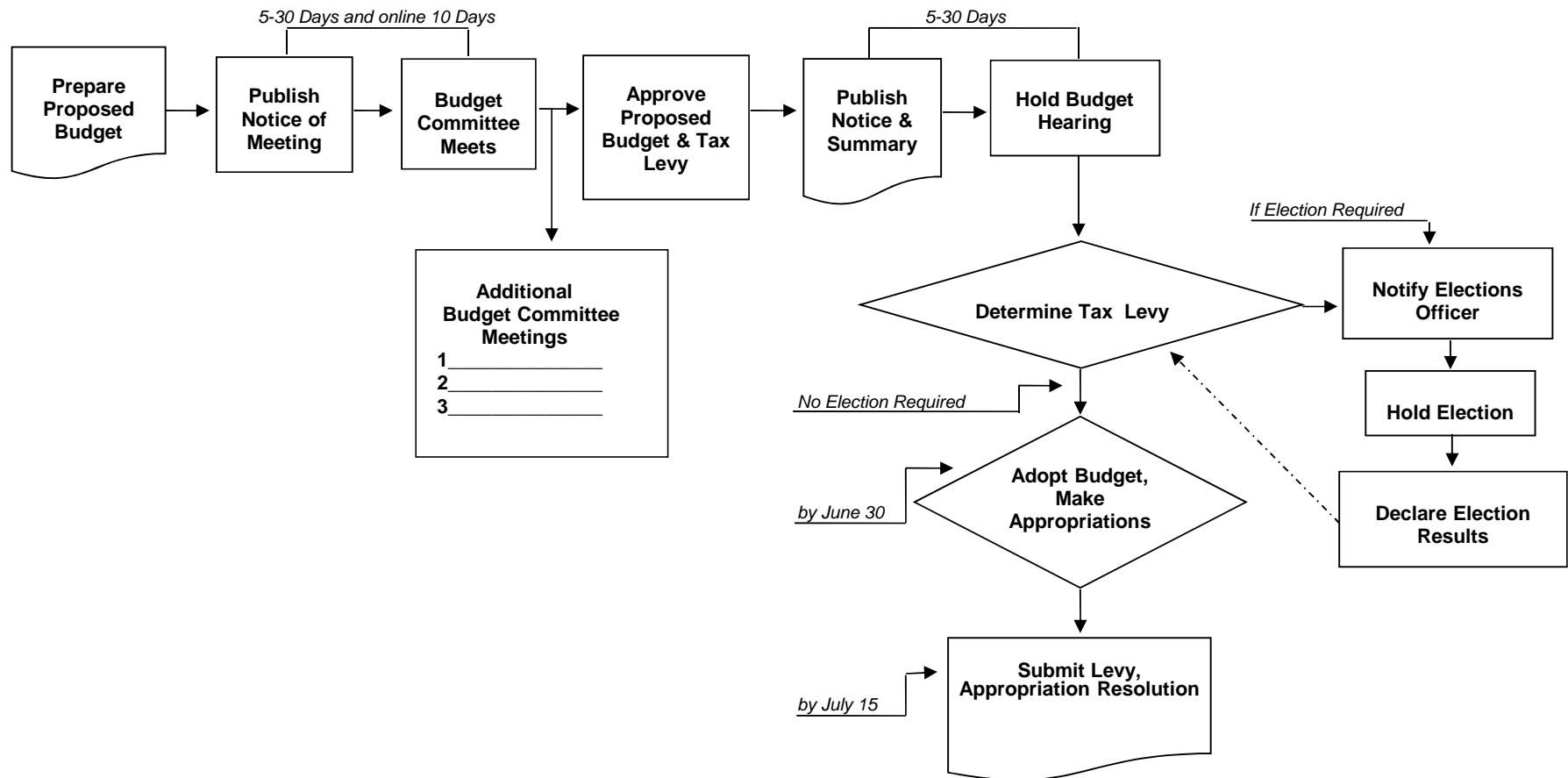
Total 2016-17 FTE 539.03

Douglas County, Oregon
FY 2016-17 Budget

BUDGET CALENDAR

<u>Event</u>	<u>Date</u>
Board of Commissioners meet with Department Heads	<i>March 7 & 8, 2016</i>
Board of Commissioners meet with Department Heads - Call Backs	<i>March 28, 2016</i>
Departments' proposed budget worksheets back to Management & Finance	<i>March 25, 2016</i>
Publish 1st notice of Budget Committee meetings	<i>May 8, 2016</i>
Proposed budget to Budget Committee	<i>May 9, 2016</i>
Budget Committee meetings	<i>May 16 & 17, 2016</i>
Publish notice of budget hearing and budget summary	<i>June 15, 2016</i>
Board of Commissioners holds public hearing	<i>June 22, 2016</i>
Board of Commissioners adopts budget, makes appropriations and levies taxes	<i>June 29, 2016</i>
Budget document to Assessor's Office	<i>July 15, 2016</i>

THE ANNUAL BUDGET PROCESS



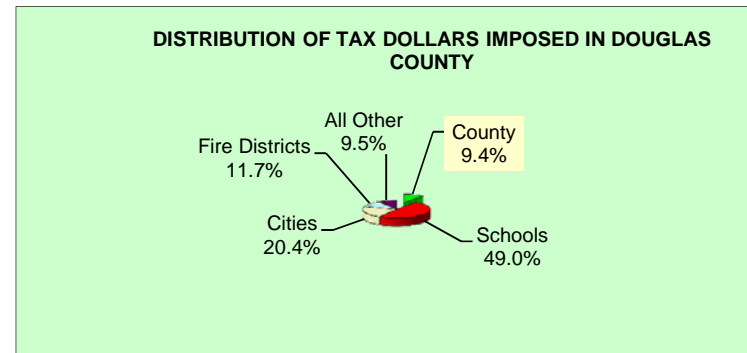
**DOUGLAS COUNTY
PROPERTY TAX INFORMATION
FY 2016-17 BUDGET**

Douglas County was established on January 7, 1852. It encompasses 5,071 square miles and extends from the Pacific Ocean to the Cascade Range. The entire watershed of the Umpqua River lies within the County's boundaries.

ZONING/LAND OWNERSHIP			Assessed Property Values and Property Tax Levies			
	% of Total	Total Acres	Fiscal Year	Assessed Value	Rate Per \$1,000	Net Levy
Rural Residential	3.20%	103,250	2015-16	\$8,404,223,928	1.11	\$9,296,767
Residential	1.71%	55,137	2014-15	8,157,038,308	1.11	9,413,171
Commercial	0.20%	6,542	2013-14	7,917,224,641	1.11	9,102,004
Industrial	0.23%	7,433	2012-13	7,715,156,674	1.11	8,871,490
Farm Use - Exclusive	5.75%	185,545	2011-12	7,514,159,463	1.11	8,541,149
Farm Use - Not Zoned Exclusive	6.23%	200,922	2010-11	7,322,895,446	1.11	8,332,837
Special Resource Id	0.10%	3,183	2009-10	7,193,306,859	1.11	8,192,444
Private Recreation Land	0.05%	1,590	2008-09	7,017,954,256	1.11	8,010,480
American Indian	0.16%	5,133	2007-08	6,702,926,718	1.11	7,651,598
Private Forest Lands	28.40%	916,595	2006-07	6,350,425,108	1.11	7,214,139
Federally Owned Lands	51.83%	1,672,635	2005-06	5,923,499,903	1.10	6,662,399
State Owned Lands	1.42%	45,948	2004-05	5,764,637,627	1.10	6,301,675
County Owned	0.32%	10,356	2003-04	5,428,270,113	1.08	5,800,851
City Owned	0.13%	4,306	2002-03	5,250,720,132	1.08	5,665,977
Exempt Lands	0.27%	8,567	2001-02	5,045,825,276	1.07	5,417,410
	100.00%	3,227,142				

DOUGLAS COUNTY'S PERMANENT TAX RATE
AUTHORITY BEGINNING FISCAL 1997-98 (RESULT OF
MEASURE #50) \$1.1124

PERCENT OF TOTAL TAXES IMPOSED IN DOUGLAS
COUNTY GOING TO DOUGLAS COUNTY 9.4%



Source: Douglas County Assessor's Department

Douglas County, Oregon
Timber Receipts/Safety Net Receipts
 2016-17 Budget

Year	TITLE I					TITLE III**			TITLE II***			TOTAL
	O & C Receipts	U. S. Forest Service Receipts				O & C Receipts	U. S. Forest Service Receipts	Total Title III	O & C Receipts	U. S. Forest Service Receipts	Total Title II	Title I, II & III
	General County	Public Works	County Schools	Total U.S. Forest Service	Total Title I							
FY 16-17	\$2,500,000	\$692,000	\$230,667	\$922,667	\$3,422,667			\$0			\$0	\$3,422,667
<u>HISTORY of ACTUAL</u>												
FY 15-16	\$8,351,981	\$5,184,674	\$1,728,225	\$6,912,899	\$15,264,880	\$687,810	\$569,298	\$1,257,108	\$786,069	\$650,626	\$1,436,695	\$17,958,683
FY 14-15 ⁶	4,368,552	4,869,245	1,623,082	6,492,327	10,860,879	731,100	605,102	1,336,202	835,542	691,545	1,527,087	13,724,168
FY 14-15 ⁵	4,509,086	641,504	213,834	855,338	5,364,424			0			0	5,364,424
Total FY15	8,877,638	5,510,749	1,836,916	7,347,665	16,225,303	731,100	605,102	1,336,202	835,542	691,545	1,527,087	19,088,592
FY 13-14 ⁴	9,527,620	5,913,815	1,971,271	7,885,086	17,412,706	784,627	649,360	1,433,987	896,717	742,126	1,638,843	20,485,536
FY 12-13 ³	9,071,440	5,957,058	1,985,686	7,942,744	17,014,184	747,060	654,108	1,401,168	853,783	747,552	1,601,335	20,016,687
FY 11-12	9,153,203	5,702,510	1,900,837	7,603,347	16,756,550	753,793	626,158	1,379,951	861,478	715,609	1,577,087	19,713,588
FY 10-11	18,044,888	10,546,146	3,515,382	14,061,528	32,106,416	1,486,049	1,158,008	2,644,057	1,698,343	1,323,438	3,021,781	37,772,254
FY 09-10	20,022,409	11,701,888	3,900,630	15,602,518	35,624,927	1,648,904	1,284,913	2,933,817	1,884,463	1,468,472	3,352,935	41,911,679
FY 08-09 ²	22,247,121	13,002,099	4,334,032	17,336,131	39,583,252	1,832,116	1,427,681	3,259,797	2,093,847	1,631,636	3,725,483	46,568,532
FY 07-08	24,668,294	14,417,126	4,805,709	19,222,835	43,891,129	1,523,630	1,424,751	2,948,381	2,829,598	1,967,514	4,797,112	51,636,622
FY 06-07	24,719,024	14,446,775	4,815,592	19,262,367	43,981,391	1,090,545	1,087,757	2,178,302	3,271,636	2,311,484	5,583,120	51,742,813
FY 05-06	24,474,281	14,303,738	4,767,913	19,071,651	43,545,932	1,079,748	1,076,987	2,156,735	3,239,243	2,288,598	5,527,841	51,230,508
FY 04-05	23,924,028	13,982,148	4,660,716	18,642,864	42,566,892	1,055,472	1,052,773	2,108,245	3,166,415	2,237,143	5,403,558	50,078,695
FY 03-04	23,617,007	13,802,713	4,600,904	18,403,617	42,020,624	1,041,927	1,039,263	2,081,190	3,125,780	2,208,434	5,334,214	49,436,028
FY 02-03	23,336,963	13,639,045	4,546,348	18,185,393	41,522,356	1,029,572	1,026,940	2,056,512	3,088,716	2,182,247	5,270,963	48,849,831
FY 01-02 ¹	23,151,749	13,530,798	4,510,266	18,041,064	41,192,813	1,021,401	1,018,789	2,040,190	3,064,202	2,164,926	5,229,128	48,462,131
FY 00-01	15,517,128	9,429,027	3,143,009	12,572,036	28,089,164			0			0	28,089,164
FY 99-00	16,211,925	9,841,634	3,280,544	13,122,178	29,334,103			0			0	29,334,103
FY 98-99	16,906,721	10,270,151	3,423,384	13,693,535	30,600,256			0			0	30,600,256
FY 97-98	17,601,518	10,703,471	3,567,824	14,271,295	31,872,813			0			0	31,872,813
FY 96-97	18,296,315	11,130,658	3,710,219	14,840,877	33,137,192			0			0	33,137,192
FY 95-96	18,991,112	11,558,911	3,852,970	15,411,881	34,402,993			0			0	34,402,993
FY 94-95*	19,685,908	11,966,889	3,988,963	15,955,852	35,641,760			0			0	35,641,760
FY 93-94	19,685,908	11,961,548	3,987,183	15,948,731	35,634,639			0			0	35,634,639
FY 92-93	22,708,308	12,632,835	4,210,945	16,843,780	39,552,088			0			0	39,552,088
FY 91-92	24,199,030	14,184,947	4,728,316	18,913,263	43,112,293			0			0	43,112,293
FY 90-91	25,858,768	18,242,474	6,080,825	24,323,299	50,182,067			0			0	50,182,067
FY 89-90	27,532,729	17,122,261	5,707,420	22,829,681	50,362,410			0			0	50,362,410
FY 88-89	27,271,936	12,079,638	4,026,546	16,106,184	43,378,120			0			0	43,378,120

* The County received the first federal safety net funding in lieu of timber receipts beginning in FY95. ¹In FY02 the funding was renewed through FY07 and then extended another year through FY08. ²October, 2008, P.L. 110-343 passed and provides funding at a reduced level for FY09 through FY12. ³July 2012, P.L. 112-141 passed and provides funding at 95% of the FY12 amount for FY13. ⁴The Helium Stewardship Act of 2013, passed October 2013, and provided a one year funding extension for FY14. ⁵The County received timber receipts February 2015, due to the expiration of the SRS program September 30, 2014. ⁶However, April 2015, the Medicare Access and CHIP Reauthorization Act of 2015, P.L. 114-10, passed which included a 2-year SRS extension, again at reduced (95%) funding levels. This reauthorization included Title I (less the amount already received for timber receipts), Title II and Title III funding.

** Title III funds are safety net funds that come to the County to be spent only on projects that meet criteria specified in the safety net legislation.

*** Title II represents safety net funds left with the federal government to be expended on projects with objectives that will benefit federal lands.

Note: Coos Bay Wagon Road distribution under safety net legislation is not shown in this schedule.

Douglas County, Oregon
SB 916 Disclosure
FY 2016-17 Budget

PROGRAM	TOTAL EXPENDITURES	REVENUES					
		GENERAL RESOURCES	OTHER FUNDS	LOTTERY FUNDS	STATE FUNDS	DIRECT FED FUNDS	TOTAL
<u>ASSESSMENT & TAX</u>							
Adopted Budget 2016-17	2,917,068	2,397,568	34,500	0	485,000	0	2,917,068
Adopted Budget 2015-16	2,823,909	2,286,409	37,500	0	500,000	0	2,823,909
Actual 2014-15	2,909,737	2,333,345	39,221	0	537,171	0	2,909,737
Actual 2013-14	2,768,707	2,184,147	43,282	0	541,278	0	2,768,707
<u>DISTRICT ATTORNEY</u>							
Adopted Budget 2016-17	1,978,868	1,626,318	100,000	0	252,550	0	1,978,868
Adopted Budget 2015-16	1,868,934	1,628,438	100,000	0	140,496	0	1,868,934
Actual 2014-15	1,620,981	1,233,830	255,212	0	131,939	0	1,620,981
Actual 2013-14	1,628,520	1,328,795	151,182	0	148,543	0	1,628,520
<u>PUBLIC HEALTH</u>							
Adopted Budget 2016-17	1,757,360	500,000	0	0	1,251,078	6,282	1,757,360
Adopted Budget 2015-16	3,526,167	544,210	489,542	0	2,471,133	21,282	3,526,167
Actual 2014-15	3,257,534	815,445	280,147	0	2,120,588	41,354	3,257,534
Actual 2013-14	3,927,050	830,877	628,042	0	2,371,149	96,982	3,927,050
<u>JUVENILE</u>							
Adopted Budget 2016-17	4,016,599	1,091,967	503,170	0	2,396,462	25,000	4,016,599
Adopted Budget 2015-16	3,939,132	1,254,748	472,440	0	2,186,944	25,000	3,939,132
Actual 2014-15	3,452,269	1,786,127	434,593	0	1,210,786	20,763	3,452,269
Actual 2013-14	2,898,448	1,413,089	311,389	0	976,824	197,146	2,898,448
<u>MENTAL HEALTH</u>							
Adopted Budget 2016-17	0	0	0	0	0	0	0
Adopted Budget 2015-16	0	0	0	0	0	0	0
Actual 2014-15	0	0	0	0	0	0	0
Actual 2013-14	10,787,869	61,415	6,382,507	0	4,343,947	0	10,787,869
<u>VETERANS</u>							
Adopted Budget 2016-17	283,776	194,086	0	0	89,690	0	283,776
Adopted Budget 2015-16	222,789	155,289	0	0	67,500	0	222,789
Actual 2014-15	277,507	156,229	25	0	121,253	0	277,507
Actual 2013-14	202,104	130,255	0	0	71,849	0	202,104

Douglas County, Oregon
 SB 916 Disclosure
 FY 2016-17 Budget

PROGRAM	TOTAL EXPENDITURES	REVENUES					
		GENERAL RESOURCES	OTHER FUNDS	LOTTERY FUNDS	STATE FUNDS	DIRECT FED FUNDS	TOTAL
<u>ECONOMIC DEVELOPMENT</u>							
Adopted Budget 2016-17	8,820,164	269,555	6,176,759	340,000	2,033,850	0	8,820,164
Adopted Budget 2015-16	8,723,291	222,475	6,991,216	320,000	1,189,600	0	8,723,291
Actual 2014-15	5,496,277	285,625	4,457,480	347,699	405,473	0	5,496,277
Actual 2013-14	4,787,569	252,638	4,044,829	328,447	161,655	0	4,787,569
<u>ROAD</u>							
Adopted Budget 2016-17	24,921,577	0	821,300	0	23,100,277	1,000,000	24,921,577
Adopted Budget 2015-16	24,000,462	0	611,300	0	22,389,162	1,000,000	24,000,462
Actual 2014-15	19,787,472	0	668,069	0	18,586,504	532,899	19,787,472
Actual 2013-14	16,100,666	0	1,028,348	0	14,743,146	329,172	16,100,666

Douglas County, Oregon
2016-17 Budget
Budget Committee Changes to Proposed Budget

	Proposed	Approved	Changes	
			Amount	Explanation
<u>GENERAL FUND</u>				
<i>Revenue Adjustments:</i>				
Museum:				
Contributions and Donations	\$ 23,245	\$ 26,543	\$ 3,298	Increase in Contributions
Parks:				
Charges, Fees, Rents & Other Sales	\$ 1,089,300	\$ 1,190,591	\$ 101,291	Increase in Fees and Admissions
				Increase in revenues resulting in increase in Ending
<i>Ending Fund Balance Adjustment</i>	\$33,936,426	\$34,041,015	\$ 104,589	Fund Balance

BEFORE THE BOARD OF COUNTY COMMISSIONERS OF DOUGLAS COUNTY, OREGON

IN THE MATTER OF ADOPTING THE BUDGET AND MAKING APPROPRIATIONS FOR THE FISCAL YEAR 2016-17 AND LEVYING AND CATEGORIZING TAXES FOR THE YEAR BEGINNING JULY 1, 2016

} **ORDER**

This matter coming before the Board of Commissioners of Douglas County following the Public Hearing on the Douglas County budget, held in Room 216, County Courthouse, Roseburg, Oregon on June 22, 2016 at 9:00 A.M.

IT IS HEREBY ORDERED that the Board of Commissioners of Douglas County adopts a budget for the fiscal year 2016-17 in the amount of

Appropriations	\$136,593,213
Unappropriated Ending Fund Balance	88,924,387
Total	<u>\$225,517,600</u>

IT IS HEREBY ORDERED that amounts for fiscal year beginning July 1, 2016 and for the purpose shown below, are appropriated as follows:

GENERAL FUND

Board of Commissioners	657,793
Building Department	989,815
Building Facilities	1,733,396
County Clerk	766,138
County Counsel	347,804
District Attorney	1,978,868
Financial Services	1,157,939
Human Resources	554,950
Information Technology	1,124,115
Justice of the Peace - Canyonville	325,594
Justice of the Peace - Drain	106,711
Justice of the Peace - Glendale	127,883
Justice of the Peace - Reedsport	143,953
Juvenile Services	4,016,599
Library	1,354,398
Museum	462,348
Nondepartmental	2,751,000
Parks	2,668,940
Planning	1,870,638
Surveyor	397,185
Assessor	1,761,712
Tax Collection	349,716
Transportation Services	1,225,325
Operating Contingency	2,500,000
Transfers To Other Funds	1,170,397

TOTAL GENERAL FUND	\$30,543,217
---------------------------	---------------------

2016-0537
 Douglas County Official Records
 Patricia K. Hitt, County Clerk
 Commissioners' Journals
 06/30/2016

**DOUGLAS COUNTY OREGON
FILED**

JUN 30 2016

PATRICIA K. HITT, COUNTY CLERK

PUBLIC SAFETY FUND	Sheriff Enforcement	11,321,993
	Sheriff Corrections	7,326,104
	DINT	552,593
	Work Crew	1,842,024
	Communications 911 and Dispatch	2,013,630
	Radio System	551,174
	TOTAL PUBLIC SAFETY FUND	\$23,607,518
HEALTH & SOCIAL SERVICES	Public Health	1,659,310
	Veterans Services	267,247
	Senior Services	1,604,031
	Administrative and Department Services	5,461
	Transfers To Other Funds	161,854
	TOTAL HEALTH & SOCIAL SERVICES FUND	\$3,697,903
PUBLIC WORKS FUND	Administration	481,790
	Engineering	8,204,505
	Highway Operations and Maintenance	9,282,532
	Operating Contingency	300,000
	Transfers To Other Funds	6,652,750
	TOTAL PUBLIC WORKS FUND	\$24,921,577
COUNTY FAIR BOARD FUND	Personnel Services	951,397
	Materials and Services	1,119,424
	Capital Outlay	1,000
TOTAL COUNTY FAIR	\$2,071,821	
COUNTY FOREST MANAGEMENT	Personnel Services	481,747
	Materials and Services	338,096
	Capital Outlay	1,002,000
	Operating Contingency	10,000
	Transfers To Other Funds	40,000
	Additions to Notes Receivable	50,000
	Interfund Loans	2,361,529
	TOTAL COUNTY FOREST MANAGEMENT FUND	\$4,283,372

COUNTY SCHOOLS FUND	Materials and Services	552,667
	TOTAL COUNTY SCHOOLS FUND	\$552,667
DOG CONTROL FUND	Dog Control Operations	252,933
	Predatory Animal Control	102,791
	TOTAL DOG CONTROL FUND	\$355,724
DRUG ABUSE PREVENTION	Materials and Services	100,000
	TOTAL DRUG ABUSE PREVENTION FUND	\$100,000
INDUSTRIAL DEVELOPMENT	Materials and Services	617,000
	Debt Service	130,160
	Capital Outlay	1,130,000
	Transfers To Other Funds	109,120
	Additions To Notes Receivable	100,000
	TOTAL INDUSTRIAL DEVELOPMENT FUND	\$2,086,280
LAW LIBRARY FUND	Personnel Services	24,781
	Materials and Services	52,610
	TOTAL LAW LIBRARY FUND	\$77,391
SALMON HABITAT IMPROVEMENT	Materials and Services	150,050
	TOTAL SALMON HABITAT IMPROVEMENT FUND	\$150,050
TITLE III FUND	Materials and Services	9,683,215
	Transfers To Other Funds	1,213,000
	TOTAL TITLE III FUND	\$10,896,215
WATER RESOURCE DEVELOPMENT	Galesville Operations	929,720
	Watermaster	84,067
	Operating Contingency	100,000
	Transfers To Other Funds	55,000
	TOTAL WATER RESOURCE DEVELOPMENT	\$1,168,787

CAPITAL PROJECTS FUND	Personnel Services	10,000
	Materials and Services	395,000
	Capital Outlay	3,842,500
	TOTAL CAPITAL PROJECTS FUND	\$4,247,500
SALMON HARBOR FUND	Personnel Services	851,863
	Materials and Services	1,124,044
	Capital Outlay	134,100
	Interfund Loan Repayments	2,361,529
	TOTAL SALMON HARBOR FUND	\$4,471,536
SOLID WASTE FUND	Personnel Services	1,196,140
	Materials and Services	1,618,350
	Capital Outlay	2,970,000
	Transfers To Other Funds	992,210
	TOTAL SOLID WASTE FUND	\$6,776,700
EMPLOYEE BENEFIT TRUST FUND	Personnel Services	58,474
	Materials and Services	12,941,000
	TOTAL EMPLOYEE BENEFIT TRUST FUND	\$12,999,474
FLEET MANAGEMENT FUND	Personnel Services	863,781
	Materials and Services	2,131,700
	Capital Outlay	390,000
	Operating Contingency	200,000
	TOTAL FLEET MANAGEMENT FUND	\$3,585,481

The Board of Commissioners of Douglas County hereby levies and categorizes the taxes provided for in the adopted budget, in the aggregate amount of \$1.1124/\$1,000 and these taxes are hereby levied upon all taxable property within the county. The following allocation constitutes the above aggregate levy:

	General Government Limitation
PUBLIC SAFETY FUND	\$1.1124/\$1,000
TOTAL TAX LEVY	\$1.1124/\$1,000

DATED this 29th day of June, 2016.

[Signature]
BOARD OF COUNTY COMMISSIONERS OF DOUGLAS COUNTY, OREGON

Commissioner

[Signature]
Commissioner

[Signature]
Commissioner

REVIEWED AS TO FORM

By *[Signature]*
Office of County Legal Counsel

Date: 6/23/2016

Douglas County, Oregon
FY 2016-17

COMBINED SUMMARY OF BUDGETED RESOURCES AND REQUIREMENTS			
	Revised Budget FY 15-16	Adopted Budget FY 16-17	Increase/ (Decrease)
BEGINNING FUND BALANCES	134,475,991	125,139,536	(9,336,455)
<u>Revenues:</u>			
Timber Receipts/Safety Net Receipts:			
Safety Net Title I / O & C Receipts	7,970,974	2,500,000	(5,470,974)
Safety Net Title I / Federal Forest Receipts	6,596,801	922,667	(5,674,134)
Safety Net Title III - O&C/Federal Forest	1,199,699		(1,199,699)
Safety Net Title II (remains at federal level)	1,371,085		(1,371,085)
	17,138,559	3,422,667	(13,715,892)
Grants and Other Intergovernmental	31,246,183	33,957,686	2,711,503
Property Taxes	8,700,000	8,400,000	(300,000)
Interest	1,271,492	1,198,303	(73,189)
Outside Service Charges, Rents, Fees and Other	24,011,262	24,664,915	653,653
Interfund Service Charges and Reimbursements	13,722,181	13,617,104	(105,077)
Interfund Transfers and Loans	15,526,900	15,117,389	(409,511)
<i>Total Revenues</i>	111,616,577	100,378,064	(11,238,513)
TOTAL RESOURCES	246,092,568	225,517,600	(20,574,968)
<u>Expenditures:</u>			
Personnel Services	50,152,806	48,565,586	(1,587,220)
Materials and Services:			
County operations	54,426,244	53,157,282	(1,268,962)
Safety Net Title II (remains at federal level)	1,371,085		(1,371,085)
Capital Outlay	14,262,961	16,362,796	2,099,835
Operating Contingency	2,344,920	3,110,000	765,080
Interfund Transfers and Loans	15,526,900	15,117,389	(409,511)
All Other	871,001	280,160	(590,841)
<i>Total Expenditures</i>	138,955,917	136,593,213	(2,362,704)
ENDING FUND BALANCES	107,136,651	88,924,387	(18,212,264)
TOTAL REQUIREMENTS	246,092,568	225,517,600	(20,574,968)
CHANGE IN FUND BALANCES	(27,339,340)	(36,215,149)	(8,875,809)
FTE	578.38	539.03	(39.35)

Douglas County, Oregon
SUMMARY OF RESOURCES - ALL FUNDS
 FY 2016-17 Budget

Fund	Timber Receipts	Other Intergovernmental	Property Taxes	Interest	All Other Revenue	Interfund Activity			Subtotal	Beginning Fund Balance	Total Resources
						Interdept Charges	Transfers	Loans			
100 General Fund	2,500,000	7,059,026		400,000	8,380,352		1,244,854		19,584,232	45,000,000	64,584,232
220 Public Safety		4,929,054	8,400,000	12,000	3,306,597		6,882,420		23,530,071	915,640	24,445,711
207 Health & Soc Services		2,730,541			76,253		837,213		3,644,007	53,896	3,697,903
201 Public Works	692,000	10,102,000		553,000	68,300		1,000,000		12,415,300	56,000,000	68,415,300
205 County Fair Board		53,000		100	1,909,601		109,120		2,071,821		2,071,821
208 County Forest Mgm't				30,457	1,036,196		60,000	2,361,529	3,488,182	4,300,000	7,788,182
206 County Schools	230,667	320,000		1,000	1,000				552,667		552,667
202 Dog Control					95,000		260,724		355,724		355,724
214 Drug Abuse Prevention		100,000							100,000		100,000
212 Industrial Develop		340,000		25,296	25,825				391,121	2,700,000	3,091,121
203 Law Library				400	101,946				102,346	48,000	150,346
213 Salmon Habitat Imp		150,000		50					150,050		150,050
216 Title III		7,806,215		50,000					7,856,215	3,040,000	10,896,215
215 Water Resource Dev		134,000		13,000	800,000				947,000	1,500,000	2,447,000
302 Capital Projects				30,000	17,500				47,500	4,200,000	4,247,500
501 Salmon Harbor		233,850		10,000	1,983,345			2,361,529	4,588,724	975,000	5,563,724
540 Solid Waste				1,000	6,275,000				6,276,000	800,000	7,076,000
600 Employee Benefit Trust				62,000	400,000	10,540,104			11,002,104	4,907,000	15,909,104
620 Fleet Management				10,000	188,000	3,077,000			3,275,000	700,000	3,975,000
	<u>3,422,667</u>	<u>33,957,686</u>	<u>8,400,000</u>	<u>1,198,303</u>	<u>24,664,915</u>	<u>13,617,104</u>	<u>10,394,331</u>	<u>4,723,058</u>	<u>100,378,064</u>	<u>125,139,536</u>	<u>225,517,600</u>

Less:

Interfund Activity

(28,734,493)

Current Year Revenues for Graph

71,643,571

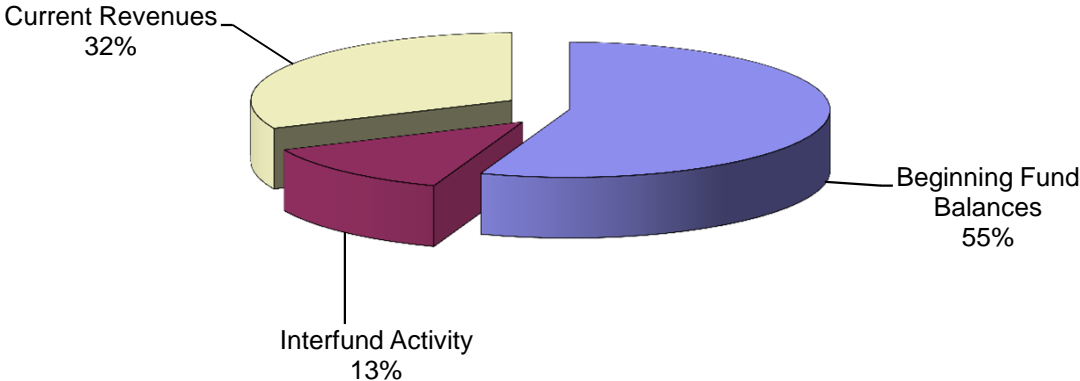
Douglas County, Oregon
SUMMARY OF REQUIREMENTS - ALL FUNDS
 FY 2016-17 Budget

Fund	Personnel Services	Materials and Services	Capital Outlay	Other*	Contingency	Interfund Activity		Total Expenditures	Ending Fund Balance	Total Requirements
						Transfers	Loans			
100 General Fund	18,289,335	7,226,985	1,356,500		2,500,000	1,170,397		30,543,217	34,041,015	64,584,232
220 Public Safety	18,723,067	4,844,451	40,000					23,607,518	838,193	24,445,711
207 Health & Soc Services	937,973	2,598,076				161,854		3,697,903		3,697,903
201 Public Works	5,557,094	6,948,537	5,463,196		300,000	6,652,750		24,921,577	43,493,723	68,415,300
205 County Fair Board	951,397	1,119,424	1,000					2,071,821		2,071,821
208 County Forest Mgm't	481,747	338,096	1,002,000	50,000	10,000	40,000	2,361,529	4,283,372	3,504,810	7,788,182
206 County Schools		552,667						552,667		552,667
202 Dog Control	102,577	253,147						355,724		355,724
214 Drug Abuse Prevention		100,000						100,000		100,000
212 Industrial Development		617,000	1,130,000	230,160		109,120		2,086,280	1,004,841	3,091,121
203 Law Library	24,781	52,610						77,391	72,955	150,346
213 Salmon Habitat Imp		150,050						150,050		150,050
216 Title III		9,683,215				1,213,000		10,896,215		10,896,215
215 Water Resource Dev	517,357	462,930	33,500		100,000	55,000		1,168,787	1,278,213	2,447,000
302 Capital Projects	10,000	395,000	3,842,500					4,247,500		4,247,500
501 Salmon Harbor	851,863	1,124,044	134,100				2,361,529	4,471,536	1,092,188	5,563,724
540 Solid Waste	1,196,140	1,618,350	2,970,000			992,210		6,776,700	299,300	7,076,000
600 Employee Benefit Trust	58,474	12,941,000						12,999,474	2,909,630	15,909,104
620 Fleet Management	863,781	2,131,700	390,000		200,000			3,585,481	389,519	3,975,000
	<u>48,565,586</u>	<u>53,157,282</u>	<u>16,362,796</u>	<u>280,160</u>	<u>3,110,000</u>	<u>10,394,331</u>	<u>4,723,058</u>	<u>136,593,213</u>	<u>88,924,387</u>	<u>225,517,600</u>
Less:										
Interfund Activity								<u>(28,734,493)</u>		
Current Expenditures for Graph								<u>107,858,720</u>		

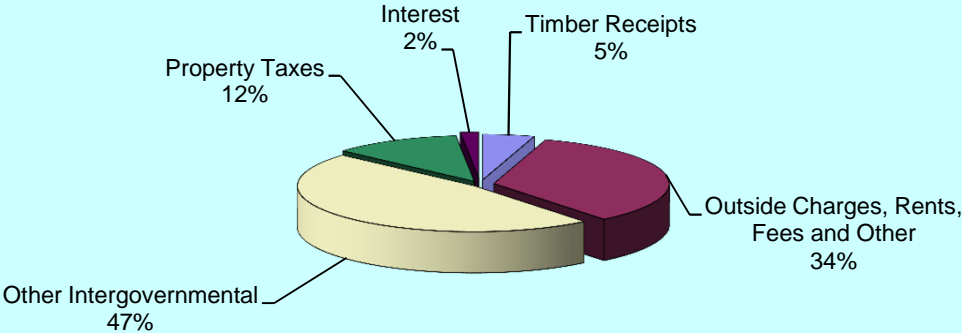
* Other Requirements are Debt Service and Additions to Notes Receivable.

BUDGETED RESOURCES - ALL FUNDS
FY 2016-17

TOTAL BUDGETED RESOURCES \$225,517,600

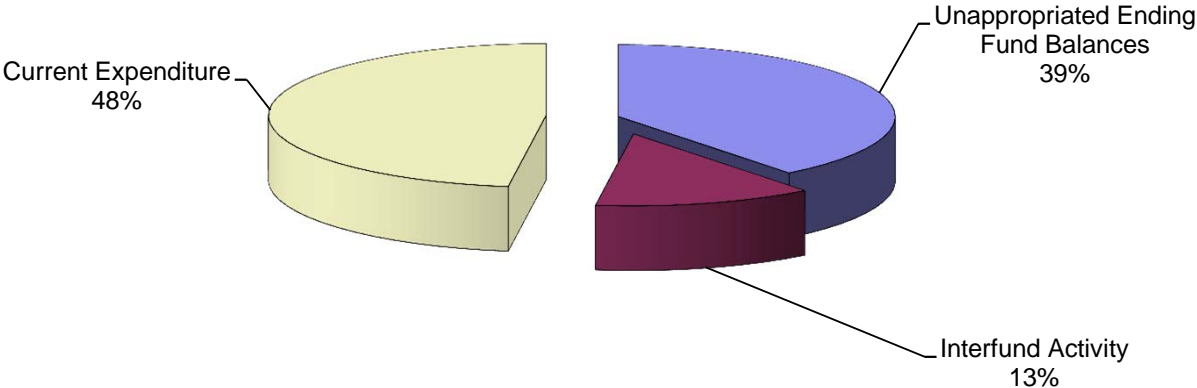


CURRENT REVENUES - \$71,643,571

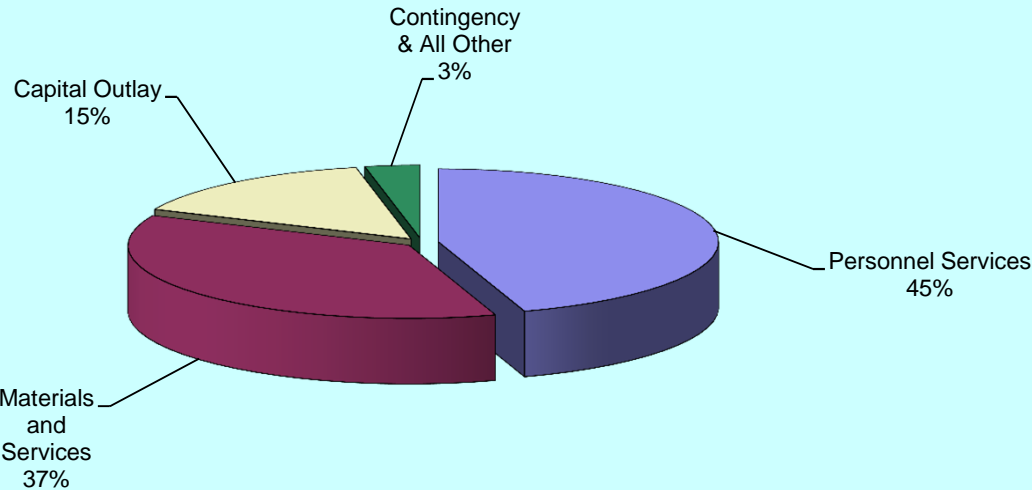


BUDGETED REQUIREMENTS - ALL FUNDS
FY 2016-17

TOTAL BUDGETED REQUIREMENTS \$225,517,600



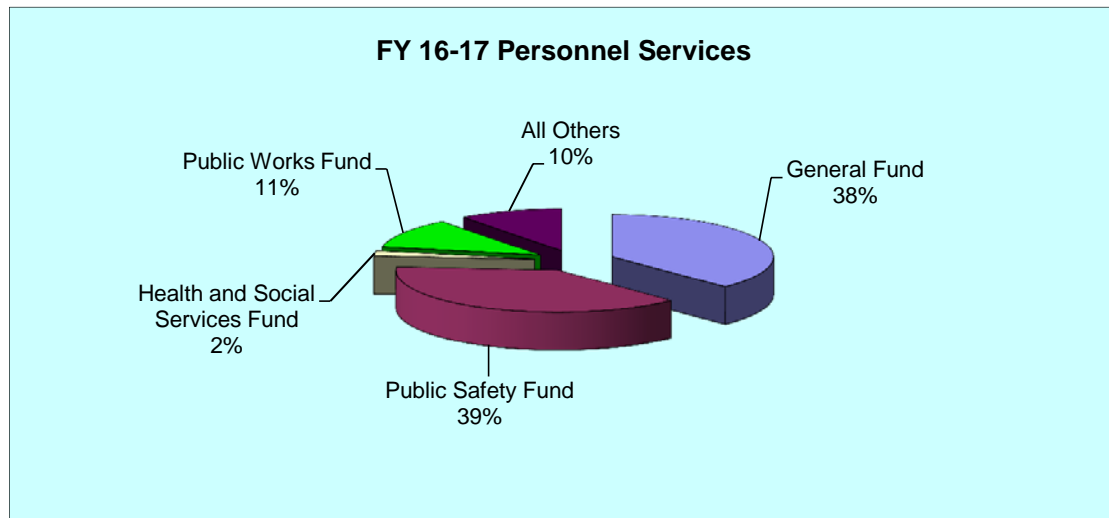
CURRENT EXPENDITURES - \$107,858,720



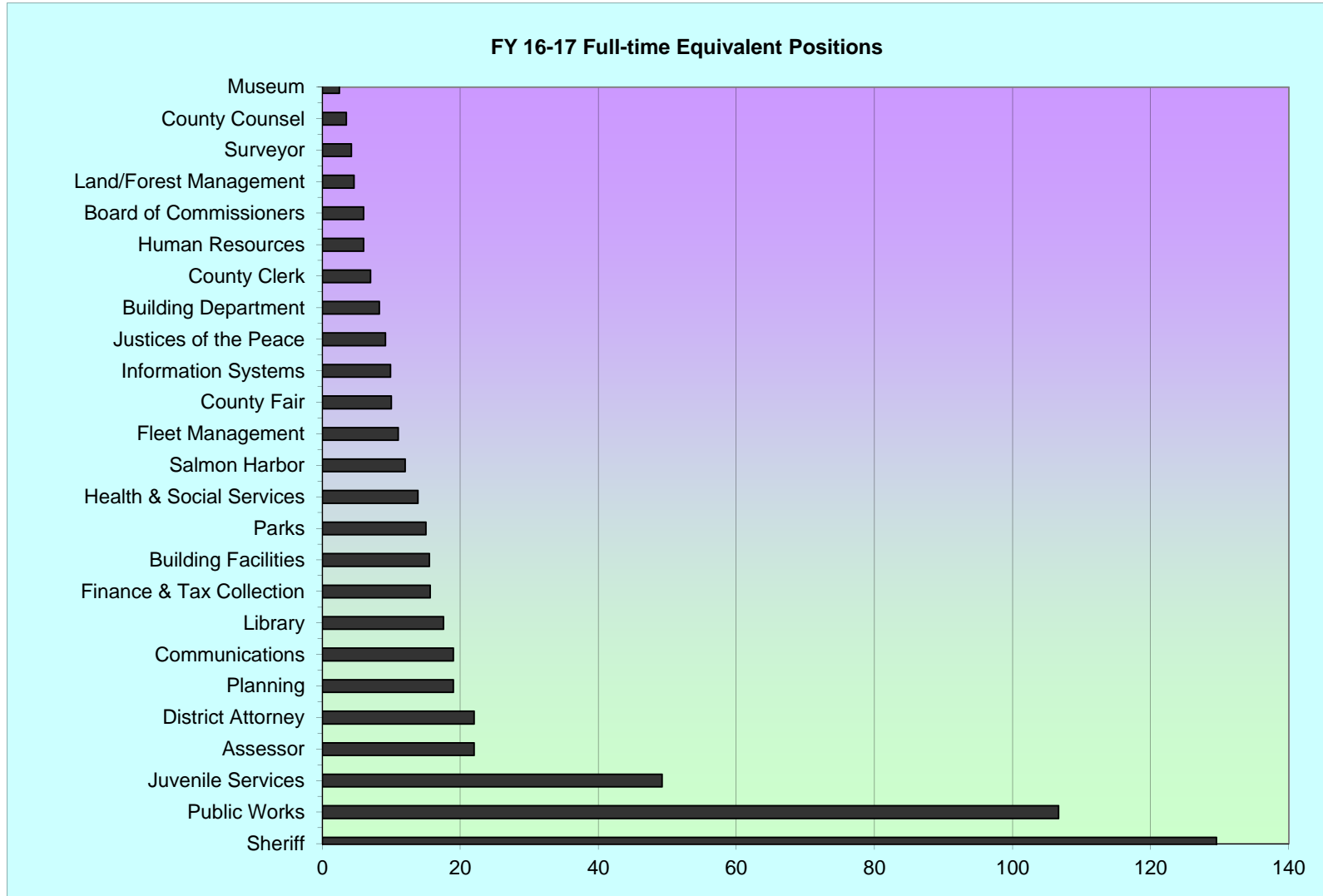
Douglas County, Oregon
PERSONNEL SERVICES
FY 2016-17

Fund Name	Revised Budget	Adopted Budget	Change	
	FY 15-16	FY 16-17	Amount	Percent
General Fund	\$18,176,193	\$18,289,335	\$113,142	0.62%
Public Safety Fund	18,336,549	18,723,067	386,518	2.11%
Health and Social Services Fund	3,337,934	937,973	(2,399,961)	-71.90%
Public Works Fund	5,443,213	5,557,094	113,881	2.09%
County Fair Board Fund	923,616	951,397	27,781	3.01%
County Forest Management Fund	494,978	481,747	(13,231)	-2.67%
Dog Control Fund	98,402	102,577	4,175	4.24%
Law Library Fund	24,023	24,781	758	3.16%
Water Resource Development Fund	500,785	517,357	16,572	3.31%
Capital Projects Fund	10,000	10,000		
Salmon Harbor Fund	788,006	851,863	63,857	8.10%
Solid Waste Fund	1,119,226	1,196,140	76,914	100.00%
Employee Benefit Trust Fund	54,124	58,474	4,350	8.04%
Fleet Management Fund	845,757	863,781	18,024	2.13%
TOTAL - ALL FUNDS	\$50,152,806	\$48,565,586	(\$1,587,220)	-3.16%

Full-time Equivalent Positions			
Revised Budget	Adopted Budget	Change	
		FY 15-16	FY 16-17
244.09	231.24	(12.85)	-5.26%
168.59	171.59	3.00	1.78%
45.35	13.85	(31.50)	-69.46%
62.75	62.75	0.00	0.00%
10.00	10.00	0.00	0.00%
4.60	4.60	0.00	0.00%
1.00	1.00	0.00	0.00%
0.50	0.50	0.00	0.00%
6.00	6.00	0.00	0.00%
11.00	12.00	1.00	9.09%
13.00	14.00	1.00	100.00%
0.50	0.50	0.00	0.00%
11.00	11.00	0.00	0.00%
578.38	539.03	(39.35)	-6.80%



Douglas County, Oregon
 FULL-TIME EQUIVALENT POSITIONS
 FY 2016-17 Budget

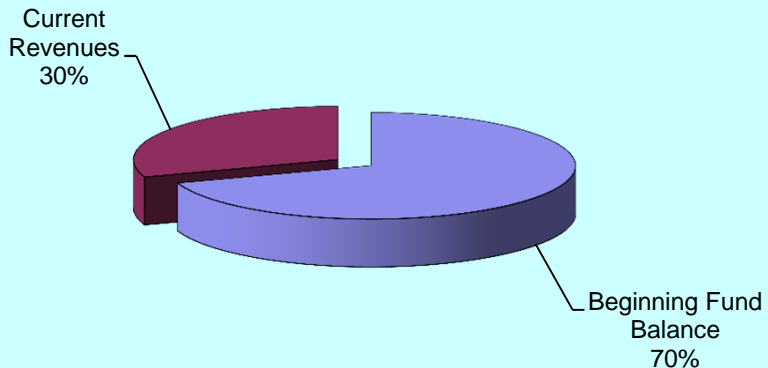


	Actual						Budget	
	09-10	10-11	11-12	12-13	13-14	14-15	15-16	16-17
Budgeted Full-time Equivalent Positions	762.41	753.24	727.60	701.60	715.20	599.18	578.38	539.03


General Fund - Budgeted Resources and Requirements

FY 2016-17 Budget

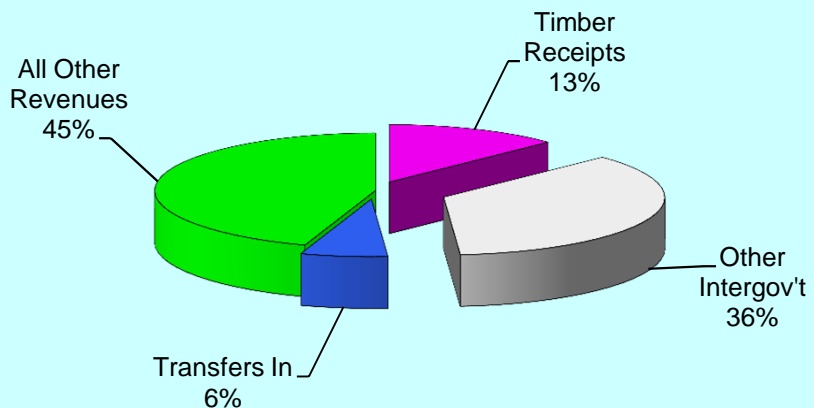
BUDGETED RESOURCES \$64,584,232



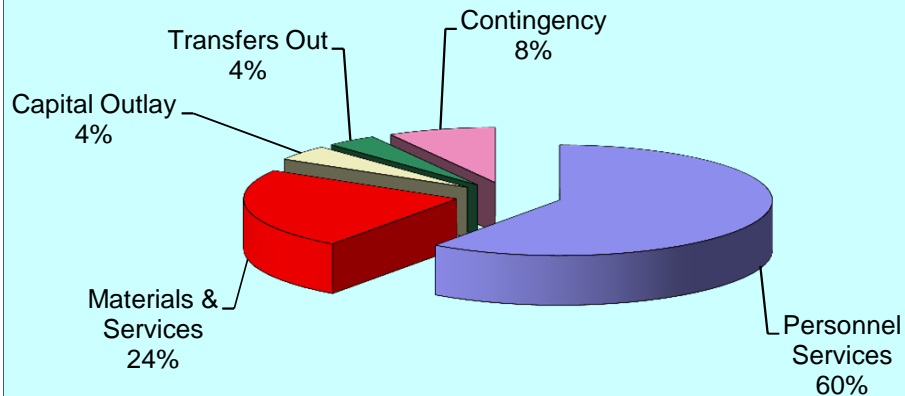
BUDGETED REQUIREMENTS \$64,584,232



CURRENT REVENUES \$19,584,232



CURRENT EXPENDITURES \$30,543,217



Douglas County, Oregon
General Fund (100)

	Actual FY 12-13	Actual FY 13-14	Actual FY 14-15	Revised Budget FY 15-16	Proposed FY 16-17	Approved FY 16-17	Adopted FY 16-17
<u>RESOURCES</u>							
<i>Beginning Fund Balance</i>	<u>67,912,588</u>	<u>65,869,013</u>	<u>61,591,882</u>	<u>46,000,000</u>	<u>45,000,000</u>	<u>45,000,000</u>	<u>45,000,000</u>
Charges, Fees, Fines, Rents, Other	6,415,053	5,959,761	7,036,702	7,833,580	8,275,763	8,380,352	8,380,352
Intergovernmental Revenues:							
Timber Receipts			4,509,087		2,500,000	2,500,000	2,500,000
Safety Net Title I - O & C	9,071,440	9,527,620	4,368,552	7,970,974			
All Other Intergovernmental	4,405,707	3,724,190	5,099,223	6,030,173	7,059,026	7,059,026	7,059,026
Interest	479,624	396,600	401,330	475,000	400,000	400,000	400,000
Transfers In	<u>1,647,458</u>	<u>1,717,974</u>	<u>1,380,996</u>	<u>1,513,752</u>	<u>1,244,854</u>	<u>1,244,854</u>	<u>1,244,854</u>
	<u>22,019,282</u>	<u>21,326,145</u>	<u>22,795,890</u>	<u>23,823,479</u>	<u>19,479,643</u>	<u>19,584,232</u>	<u>19,584,232</u>
TOTAL RESOURCES	89,931,870	87,195,158	84,387,772	69,823,479	64,479,643	64,584,232	64,584,232
<u>REQUIREMENTS</u>							
Personnel Services	16,385,170	16,809,973	17,493,135	18,176,193	18,289,335	18,289,335	18,289,335
Materials and Services	5,579,223	5,526,672	6,465,880	7,007,032	7,226,985	7,226,985	7,226,985
Capital Outlay	175,870	1,243,085	1,268,191	482,967	1,356,500	1,356,500	1,356,500
Operating contingency				1,734,920	2,500,000	2,500,000	2,500,000
Transfers Out	<u>1,922,594</u>	<u>2,023,546</u>	<u>4,576,150</u>	<u>2,032,467</u>	<u>1,170,397</u>	<u>1,170,397</u>	<u>1,170,397</u>
	<u>24,062,857</u>	<u>25,603,276</u>	<u>29,803,356</u>	<u>29,433,579</u>	<u>30,543,217</u>	<u>30,543,217</u>	<u>30,543,217</u>
<i>Ending Fund Balance</i>	<u>65,869,013</u>	<u>61,591,882</u>	<u>54,584,416</u>	<u>40,389,900</u>	<u>33,936,426</u>	<u>34,041,015</u>	<u>34,041,015</u>
TOTAL REQUIREMENTS	89,931,870	87,195,158	84,387,772	69,823,479	64,479,643	64,584,232	64,584,232
<i>Change in Fund Balance</i>	(2,043,575)	(4,277,131)	(7,007,466)	(5,610,100)	(11,063,574)	(10,958,985)	(10,958,985)
Staffing FTE	244.56	247.16	255.24	244.09	231.24	231.24	231.24

Douglas County, Oregon
General Fund
FY 2016-17 Budget

OVERVIEW BY DEPARTMENT

	Revenues			Expenditures					Revenue Over (Under) Expenditures	
	Revenues	Transfers In	Total	FTE	Personnel Services	Materials & Services	Capital Outlay	Transfers Out		Total
Board of Commissioners		30,000	30,000	6.00	598,293	59,500			657,793	(627,793)
Building Department	989,815		989,815	8.25	828,398	161,417			989,815	-
County Clerk	766,138		766,138	7.00	546,081	220,057			766,138	-
County Counsel			0	3.00	333,054	14,750			347,804	(347,804)
District Attorney	369,683		369,683	22.00	1,800,757	178,111			1,978,868	(1,609,185)
Building Facilities	52,700		52,700	15.51	1,021,871	711,525			1,733,396	(1,680,696)
Financial Services	10,000		10,000	12.90	1,034,623	123,316			1,157,939	(1,147,939)
Human Resources			0	5.50	528,006	26,944			554,950	(554,950)
Information Systems	311,200		311,200	8.80	1,096,200	27,915			1,124,115	(812,915)
J/P: Canyonville	600,000		600,000	4.20	260,444	65,150			325,594	274,406
J/P: Drain	80,000		80,000	1.50	83,317	23,394			106,711	(26,711)
J/P: Glendale	72,000		72,000	1.65	104,083	23,800			127,883	(55,883)
J/P: Reedsport	134,087		134,087	1.80	119,503	24,450			143,953	(9,866)
Juvenile Services	2,924,632		2,924,632	49.22	3,522,015	494,584			4,016,599	(1,091,967)
Library	393,440		393,440	17.57	1,094,210	260,188			1,354,398	(960,958)
Museum	192,793		192,793	2.50	296,388	165,960			462,348	(269,555)
Nondepartmental	1,800,000		1,800,000			2,401,000	350,000		2,751,000	(951,000)
Parks	2,028,940		2,028,940	15.00	1,097,365	565,075	1,006,500		2,668,940	(640,000)
Planning	1,145,000	83,000	1,228,000	19.00	1,709,888	160,750			1,870,638	(642,638)
Surveyor	220,920		220,920	4.20	355,868	41,317			397,185	(176,265)
Assessor	513,800		513,800	22.00	1,585,712	176,000			1,761,712	(1,247,912)
Tax Collection	5,700		5,700	2.74	192,716	157,000			349,716	(344,016)
Transportation Services	1,128,530		1,128,530	0.90	80,543	1,144,782			1,225,325	(96,795)
Total Departments	13,739,378	113,000	13,852,378	231.24	18,289,335	7,226,985	1,356,500	0	26,872,820	(13,020,442)
Nondepartmental Revenues	4,600,000		4,600,000							4,600,000
Transfers:										
Public Works		715,000	715,000							715,000
County Forest Mgm't		40,000	40,000							40,000
Water Development		55,000	55,000							55,000
Dog Control Fund								260,724	260,724	(260,724)
Health & Soc Services		161,854	161,854					837,213	837,213	(675,359)
Public Safety								72,460	72,460	(72,460)
Solid Waste		160,000	160,000						0	160,000
Operating Contingency							2,500,000		2,500,000	(2,500,000)
Total Fund	18,339,378	1,244,854	19,584,232	231.24	18,289,335	7,226,985	3,856,500	1,170,397	30,543,217	(10,958,985)

Douglas County, Oregon
General Fund
Undesignated Revenues (0000)


	Actual FY 12-13	Actual FY 13-14	Actual FY 14-15	Revised Budget FY 15-16	Proposed FY 16-17	Approved FY 16-17	Adopted FY 16-17
<u>REVENUES</u>							
Services, Fees, Fines, Rents and Other	141,705	134,329	320,758	187,700	460,000	460,000	460,000
Intergovernmental Revenues:							
Timber Receipts			4,509,087		2,500,000	2,500,000	2,500,000
Safety Net Title I - O & C	9,071,440	9,527,620	4,368,552	7,970,974			
All Other	1,253,126	1,235,504	1,554,061	2,260,000	3,040,000	3,040,000	3,040,000
Interest	479,624	396,600	401,330	475,000	400,000	400,000	400,000
Transfers In	1,414,570	1,631,223	1,014,101	1,318,602	1,131,854	1,131,854	1,131,854
Total Undesignated Revenues	12,360,465	12,925,276	12,167,889	12,212,276	7,531,854	7,531,854	7,531,854

Douglas County, Oregon
 General Fund
 Undesignated Revenues

Detail

			Actual	Actual	Revised	Proposed	Approved	Adopted
			FY 13-14	FY 14-15	Budget	FY 16-17	FY 16-17	FY 16-17
					FY 15-16			
100-0000-2050-00	Clerk Fees & Services	General	8,544	8,853	10,000	10,000	10,000	10,000
100-0000-3000-02	Court Fines	Justice Court	2,701	2,667	0	0	0	0
100-0000-3030-00	Restitution	General	0	89	0	0	0	0
100-0000-3100-00	Fed-O & C Receipts	General	0	4,509,087	0	2,500,000	2,500,000	2,500,000
100-0000-3100-01	Fed-O & C Receipts	SRS 2008	9,527,620	4,368,552	7,970,974	0	0	0
100-0000-3105-01	Fed-Coos Bay Wagon Road	SRS 2008	36,516	34,025	0	0	0	0
100-0000-3290-68	State/Fed-Other Assistance	OR ECDD-Gardiner Sanitary	0	166,957	1,000,000	1,800,000	1,800,000	1,800,000
100-0000-3450-04	Shared Revenues	Sale of State Forest Prod	31,023	62,901	50,000	50,000	50,000	50,000
100-0000-3450-07	Shared Revenues	Electric Co-op Tax	222,081	217,696	230,000	230,000	230,000	230,000
100-0000-3450-08	Shared Revenues	Cigarette Tax	101,321	100,935	120,000	100,000	100,000	100,000
100-0000-3450-09	Shared Revenues	Alcoholic Beverage Tax	263,760	272,544	220,000	220,000	220,000	220,000
100-0000-3450-10	Shared Revenues	Amusement Devices	24,600	24,887	20,000	20,000	20,000	20,000
100-0000-3450-55	Shared Revenues	Mediation Fees	0	69,181	70,000	70,000	70,000	70,000
100-0000-3620-00	In Lieu of Taxes	General	556,203	604,935	550,000	550,000	550,000	550,000
100-0000-3800-90	Interest	General Investments Allocated	396,600	401,330	475,000	400,000	400,000	400,000
100-0000-3820-03	Rents, Leases and Royalties	Land & Buildings	30,394	208,198	91,200	373,000	373,000	373,000
100-0000-3830-00	Community Service Fee	General	25,000	25,000	25,000	25,000	25,000	25,000
100-0000-3870-92	Other Sales	Land Sales	0	11,867	0	0	0	0
100-0000-3875-00	Expense Reimbursements	General	0	(1,231)	0	0	0	0
100-0000-3875-01	Expense Reimbursements	Property Tax Advertising	63,506	61,508	50,000	50,000	50,000	50,000
100-0000-3875-22	Expense Reimbursements	Jury/Witness	232	434	1,000	1,000	1,000	1,000
100-0000-3879-00	Miscellaneous	General	3,586	3,000	10,000	1,000	1,000	1,000
100-0000-3879-30	Miscellaneous	Public Records Requests	176	287	0	0	0	0
100-0000-3879-99	Miscellaneous	Discounts Taken	190	86	500	0	0	0
100-0000-3900-11	Transfers In	Public Works	660,000	680,000	780,000	715,000	715,000	715,000
100-0000-3900-17	Transfers In	Health and Social Services	897,723	246,601	326,602	161,854	161,854	161,854
100-0000-3900-18	Transfers In	County Forest Management	32,500	37,500	31,000	40,000	40,000	40,000
100-0000-3900-25	Transfers In	Water Development	41,000	50,000	46,000	55,000	55,000	55,000
100-0000-3900-54	Transfers In	Solid Waste	0	0	135,000	160,000	160,000	160,000
Total Revenue			12,925,276	12,167,889	12,212,276	7,531,854	7,531,854	7,531,854

BOARD OF COMMISSIONERS



Douglas County, Oregon
 General Fund
 Board of Commissioners (0005)

	Actual FY 12-13	Actual FY 13-14	Actual FY 14-15	Revised Budget FY 15-16	Proposed FY 16-17	Approved FY 16-17	Adopted FY 16-17
<u>RESOURCES</u>							
Transfers In - Title III	9,799	8,701	6,271	30,000	30,000	30,000	30,000
<u>REQUIREMENTS</u>							
Personnel Services	449,386	458,524	478,607	528,185	598,293	598,293	598,293
Materials & Services	32,715	26,727	26,414	50,258	59,500	59,500	59,500
Total	482,101	485,251	505,021	578,443	657,793	657,793	657,793
General Resource Contribution Required	472,302	476,550	498,750	548,443	627,793	627,793	627,793
Staffing FTE	5.00	5.00	5.00	5.00	6.00	6.00	6.00

Douglas County, Oregon
 General Fund
 Board of Commissioners

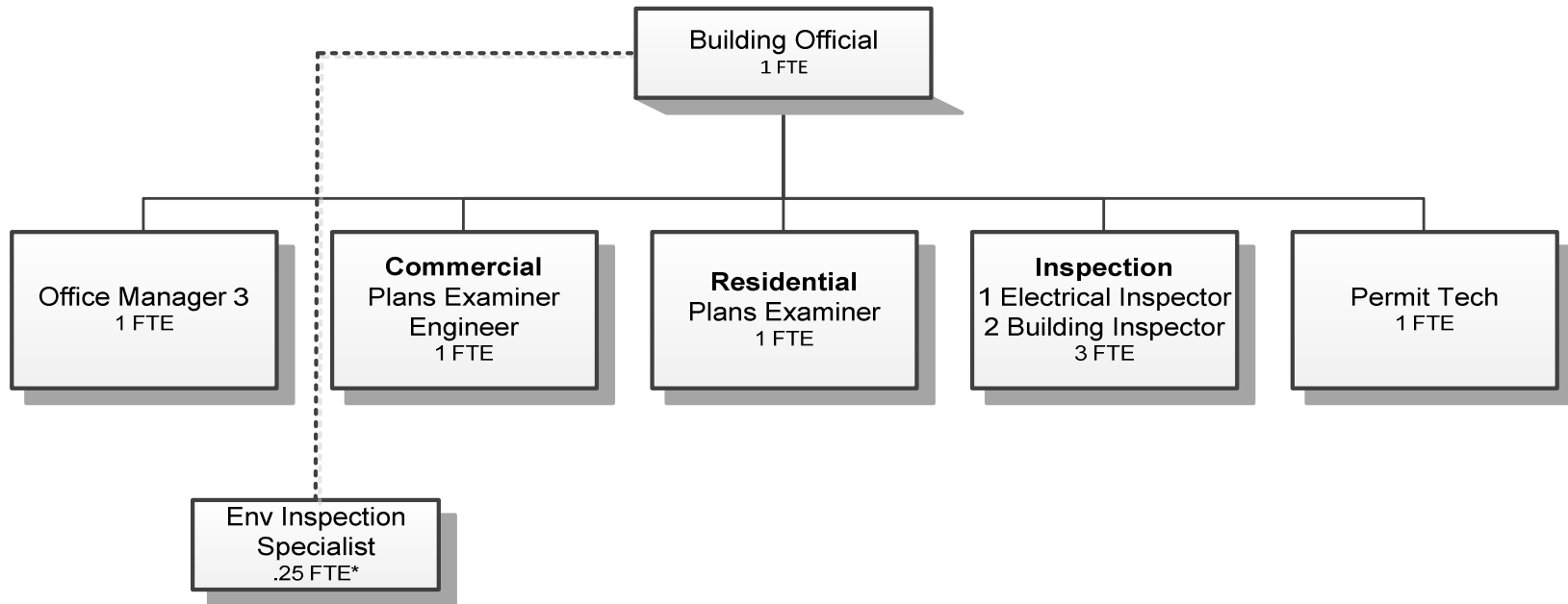
Department Detail

			Actual	Actual	Revised	Proposed	Approved	Adopted
			FY 13-14	FY 14-15	Budget	FY 16-17	FY 16-17	FY 16-17
					FY 15-16			
100-0005-3900-26	Transfers In	Title III	8,701	6,271	30,000	30,000	30,000	30,000
Total Revenue			8,701	6,271	30,000	30,000	30,000	30,000
100-0005-4000-00	Regular Employees	General	275,502	314,716	326,967	366,663	366,663	366,663
100-0005-4030-00	Temporary Employees	General	22,831	3,075	0	0	0	0
100-0005-4500-00	PERS	General	76,305	68,411	92,180	101,450	101,450	101,450
100-0005-4510-00	Social Security	General	22,153	23,631	25,013	28,050	28,050	28,050
100-0005-4520-00	Workers' Compensation	General	1,044	1,112	1,144	2,750	2,750	2,750
100-0005-4530-00	Medical and Dental Insurance	General	59,224	67,185	81,900	98,280	98,280	98,280
100-0005-4540-00	Unemployment	General	1,465	476	981	1,100	1,100	1,100
Total Personnel Services			458,524	478,607	528,185	598,293	598,293	598,293
100-0005-6290-00	Software Purchases	General	0	0	58	50	50	50
100-0005-6295-00	Equipment-Noninventory	General	0	0	700	1,500	1,500	1,500
100-0005-6299-00	Other Materials and Supplies	General	279	416	500	500	500	500
100-0005-6500-00	Interdept Vehicle Expense	General	6,347	4,371	5,000	7,000	7,000	7,000
100-0005-6510-00	Equip/Vehicle Main & Repair	General	0	0	0	250	250	250
100-0005-6680-01	Communication	Telephone	5,865	4,594	3,900	4,000	4,000	4,000
100-0005-6720-01	Fire/Liability Insurance	Liability Ins Charges	400	500	500	500	500	500
100-0005-7400-00	Office Supplies and Expenses	General	2,720	3,010	3,500	2,800	2,800	2,800
100-0005-7410-00	Postage	General	411	244	500	400	400	400
100-0005-7420-00	Duplicating Services	General	0	0	0	300	300	300
100-0005-7500-00	Subscriptions, Books	General	156	1,341	1,500	1,400	1,400	1,400
100-0005-7550-00	Travel	General	10,549	11,326	34,000	35,500	35,500	35,500
100-0005-7550-80	Travel	Mileage Reimbursement	0	0	0	4,500	4,500	4,500
100-0005-7560-00	Conventions, Schools, Seminars	General	0	500	0	700	700	700
100-0005-7800-00	Legal Publication and Printing	General	0	112	100	100	100	100
Total Materials and Services			26,727	26,414	50,258	59,500	59,500	59,500
Total Expenditures			485,251	505,021	578,443	657,793	657,793	657,793

Douglas County, Oregon
 General Fund
 Board of Commissioners

PERSONNEL SERVICES					
	Actual FTE FY 13-14	Actual FTE FY 14-15	Revised Budget FTE FY 15-16	Budget FY 16-17	
				FTE	Amount
Commissioner	3.00	3.00	3.00	3.00	227,823
Board Assistant Supervisor			1.00		
Board Assistant	1.50	1.50	1.00	3.00	138,840
Department Assistant 4	0.50	0.50			
Total Regular	<u>5.00</u>	<u>5.00</u>	<u>5.00</u>	<u>6.00</u>	<u>366,663</u>
PERS		23.25%, 32.48%			101,450
Social Security		7.65%			28,050
Worker's Compensation		0.75%			2,750
Unemployment		0.30%			1,100
Medical & Dental Insurance		\$1,365/mo			<u>98,280</u>
Total Personnel Services					<u><u>598,293</u></u>

BUILDING DEPARTMENT



*This position coordinates with Building but is supervised by the Planning Director.

Douglas County, Oregon
 General Fund
 Building Department (1200)

	Actual FY12-13	Actual FY 13-14	Actual FY 14-15	Revised Budget FY 15-16	Proposed FY 16-17	Approved FY 16-17	Adopted FY 16-17
<u>RESOURCES</u>							
Charges and Fees	899,234	935,415	1,074,824	919,260	989,815	989,815	989,815
Total	899,234	935,415	1,074,824	919,260	989,815	989,815	989,815
<u>REQUIREMENTS</u>							
Personnel Services	694,946	707,704	666,439	784,961	828,398	828,398	828,398
Materials & Services	91,930	106,513	113,473	111,299	161,417	161,417	161,417
Capital Outlay		3,450		23,000			
Total	786,876	817,667	779,912	919,260	989,815	989,815	989,815
<i>Resources Over (Under) Requirements before Carryforward</i>	112,358	117,748	294,912	0	0	0	0
Staffing FTE	9.25	8.25	7.25	8.25	8.25	8.25	8.25

Douglas County, Oregon
General Fund
Building Department

Department Detail

			Actual	Actual	Revised	Proposed	Approved	Adopted
			FY 13-14	FY 14-15	Budget	FY 16-17	FY 16-17	FY 16-17
					FY 15-16			
100-1200-2360-01	Building Dept Fees & Services	Inspection Fees	934,895	1,074,649	919,260	989,815	989,815	989,815
100-1200-3390-30	State-Other Assistance	OR Building Codes Div	519	0	0	0	0	0
100-1200-3879-80	Miscellaneous	Cash Over/Short	0	175	0	0	0	0
Total Revenue			935,415	1,074,824	919,260	989,815	989,815	989,815
100-1200-4000-00	Regular Employees	General	416,917	363,557	468,687	486,541	486,541	486,541
100-1200-4030-00	Temporary Employees	General	23,938	71,290	9,371	30,000	30,000	30,000
100-1200-4050-00	Overtime	General	3,428	5,621	2,500	4,500	4,500	4,500
100-1200-4500-00	PERS	General	114,427	87,124	127,940	125,328	125,328	125,328
100-1200-4510-00	Social Security	General	31,976	31,911	36,763	39,860	39,860	39,860
100-1200-4520-00	Workers' Compensation	General	1,555	1,541	1,682	3,908	3,908	3,908
100-1200-4520-01	Workers' Compensation	Workers Comp Claims	0	2,000	0	0	0	0
100-1200-4530-00	Medical and Dental Insurance	General	112,400	102,074	135,135	135,135	135,135	135,135
100-1200-4540-00	Unemployment	General	3,063	1,321	2,883	3,126	3,126	3,126
Total Personnel Services			707,704	666,439	784,961	828,398	828,398	828,398
100-1200-5099-00	Other Professional Services	General	0	0	500	0	0	0
100-1200-6290-00	Software Purchases	General	438	1,181	700	6,617	6,617	6,617
100-1200-6295-00	Equipment-Noninventory	General	1,732	0	1,000	11,500	11,500	11,500
100-1200-6299-00	Other Materials and Supplies	General	179	7,333	349	12,800	12,800	12,800
100-1200-6500-00	Interdept Vehicle Expense	General	50,618	43,657	54,000	61,000	61,000	61,000
100-1200-6510-02	Equip/Vehicle Main & Repair	Service	18,045	18,857	17,800	20,000	20,000	20,000
100-1200-6680-01	Communication	Telephone	4,370	5,770	5,000	6,000	6,000	6,000
100-1200-6720-01	Fire/Liability Insurance	Liability Ins	750	700	2,000	3,500	3,500	3,500
100-1200-6730-00	Liability Claims	General	2,000	0	0	0	0	0
100-1200-7300-00	Advertising/Publicity	General	4,586	4,077	4,000	4,500	4,500	4,500
100-1200-7400-00	Office Supplies and Expenses	General	4,700	4,871	3,000	3,500	3,500	3,500
100-1200-7410-00	Postage	General	1,963	2,227	3,000	3,500	3,500	3,500
100-1200-7420-01	Duplicating Services	Copying	1,498	1,530	1,750	1,750	1,750	1,750
100-1200-7500-00	Subscriptions & Periodicals	General	796	5,823	1,500	1,500	1,500	1,500
100-1200-7550-00	Travel	General	1,050	1,062	1,500	3,500	3,500	3,500
100-1200-7560-00	Conventions, Schools, Seminars	General	1,207	2,206	3,200	4,000	4,000	4,000
100-1200-7580-00	Dues and Memberships	General	2,098	1,495	1,750	2,250	2,250	2,250

Douglas County, Oregon
 General Fund
 Building Department

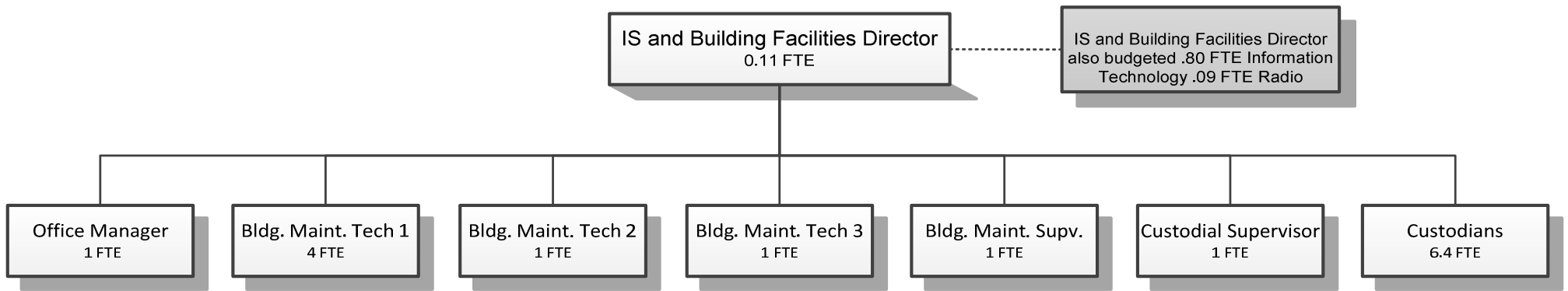
Department Detail

			Actual	Actual	Revised	Proposed	Approved	Adopted
			FY 13-14	FY 14-15	Budget	FY 16-17	FY 16-17	FY 16-17
					FY 15-16			
100-1200-7850-00	Pre-employment Testing	General	1,187	339	250	500	500	500
100-1200-7900-04	Miscellaneous	Bank Card Fees	9,296	12,345	10,000	15,000	15,000	15,000
Total Materials and Services			106,513	113,473	111,299	161,417	161,417	161,417
100-1200-8200-99	Furniture and Equipment	Noninventory	3,450	0	0	0	0	0
100-1200-8300-00	Vehicles and Heavy Equipment	General	0	0	23,000			
Total Capital Outlay			3,450	0	23,000	0	0	0
Total Expenditures			817,667	779,912	919,260	989,815	989,815	989,815

Douglas County, Oregon
 General Fund
 Building Department

PERSONNEL SERVICES					
	Actual	Actual	Revised	Budget	
	FTE	FTE	Budget	FY 16-17	
	FY 13-14	FY 14-15	FTE	FTE	Amount
Building Official	1.00	1.00	1.00	1.00	87,485
Environmental Inspection Specialist	0.25	0.25	0.25	0.25	10,833
Electrical Inspector	1.00	1.00	1.00	1.00	55,203
Assistant Building Official		1.00			
Building Inspection Supervisor	1.00				
Plans Examiner Engineer	1.00		1.00	1.00	67,298
Plans Examiner			1.00	1.00	58,552
Building Inspector	2.00	2.00	2.00	2.00	124,925
Building Permit Tech	1.00	1.00	1.00	1.00	42,560
Office Manager 3	1.00	1.00	1.00	1.00	39,685
Total Regular	<u>8.25</u>	<u>7.25</u>	<u>8.25</u>	<u>8.25</u>	<u>486,541</u>
Temporary					30,000
Overtime					4,500
PERS		23.25%, 32.48%			125,328
Social Security		7.65%			39,860
Worker's Compensation		0.75%			3,908
Unemployment		0.60%			3,126
Medical & Dental Insurance		\$1,365/mo			<u>135,135</u>
Total Personnel Services					<u><u>828,398</u></u>

BUILDING FACILITES



Douglas County, Oregon
 General Fund
 Building Facilities (0800)

	Actual FY 12-13	Actual FY 13-14	Actual FY 14-15	Revised Budget FY 15-16	Proposed FY 16-17	Approved FY 16-17	Adopted FY 16-17
<u>RESOURCES</u>							
Intergovernmental Revenues	50,000	50,000	50,000	60,071	50,000	50,000	50,000
Charges for Services	9,788	4,491	5,359	2,700	2,700	2,700	2,700
Total	<u>59,788</u>	<u>54,491</u>	<u>55,359</u>	<u>62,771</u>	<u>52,700</u>	<u>52,700</u>	<u>52,700</u>
<u>REQUIREMENTS</u>							
Personnel Services	1,017,314	1,066,586	1,069,248	1,022,355	1,021,871	1,021,871	1,021,871
Materials and Services	831,843	794,349	752,561	825,212	711,525	711,525	711,525
Capital Outlay	49,587	26,446					
Total	<u>1,898,744</u>	<u>1,887,381</u>	<u>1,821,809</u>	<u>1,847,567</u>	<u>1,733,396</u>	<u>1,733,396</u>	<u>1,733,396</u>
General Resource Contribution Required	1,838,956	1,832,890	1,766,450	1,784,796	1,680,696	1,680,696	1,680,696
Staffing FTE	18.01	18.01	17.51	15.51	15.51	15.51	15.51

Douglas County, Oregon
 General Fund
 Building Facilities

Department Detail

			Actual	Actual	Revised	Proposed	Approved	Adopted
			FY 13-14	FY 14-15	Budget	FY 16-17	FY 16-17	Budget
			FY 13-14	FY 14-15	FY 15-16	FY 16-17	FY 16-17	FY 16-17
100-0800-3290-02	State/Fed-Other Assistance	Emergency Mgmt Assistance	0	0	10,071	0	0	0
100-0800-3650-00	Other Intergovernmental	General	50,000	50,000	50,000	50,000	50,000	50,000
100-0800-3820-03	Rents, Leases and Royalties	Land & Building	1,200	1,200	1,200	1,200	1,200	1,200
100-0800-3870-06	Other Sales	ATM Transaction Fees	581	795	500	500	500	500
100-0800-3879-00	Miscellaneous	General	2,710	1,628	1,000	1,000	1,000	1,000
100-0800-3879-90	Miscellaneous	Subrogating Claim Recovery	0	1,736	0	0	0	0
Total Revenue			54,491	55,359	62,771	52,700	52,700	52,700
100-0800-4000-00	Regular Employees	General	565,658	563,453	522,096	545,917	545,917	545,917
100-0800-4030-00	Temporary Employees	General	44,954	32,552	35,000	17,000	17,000	17,000
100-0800-4050-00	Overtime	General	2,764	4,603	22,240	6,000	6,000	6,000
100-0800-4500-00	PERS	General	157,565	152,068	143,665	147,138	147,138	147,138
100-0800-4510-00	Social Security	General	45,040	43,951	44,320	43,522	43,522	43,522
100-0800-4520-00	Workers' Compensation	General	2,147	2,103	4,056	11,378	11,378	11,378
100-0800-4520-01	Workers' Compensation	Workers Comp Claims	4,852	0	0	0	0	0
100-0800-4530-00	Medical and Dental Insurance	General	239,369	268,716	247,502	247,502	247,502	247,502
100-0800-4540-00	Unemployment	General	4,237	1,802	3,476	3,414	3,414	3,414
Total Personnel Services			1,066,586	1,069,248	1,022,355	1,021,871	1,021,871	1,021,871
100-0800-5099-00	Other Professional Services	General	0	0	3,500	0	0	0
100-0800-6060-00	Tools	General	4,679	2,730	3,000	3,000	3,000	3,000
100-0800-6065-00	Fuel and Oil	General	6,889	6,774	5,500	5,500	5,500	5,500
100-0800-6290-00	Software Purchases	General	1,144	478	2,000	1,000	1,000	1,000
100-0800-6295-00	Equipment-Noninventory	General	1,522	585	20,275	6,503	6,503	6,503
100-0800-6450-00	Equipment/Vehicle Rent	General	1,653	5,616	2,750	2,500	2,500	2,500
100-0800-6510-00	Equip/Vehicle Main & Repair	General	1,545	3,079	1,500	1,500	1,500	1,500
100-0800-6510-02	Equip/Vehicle Main & Repair	Equipment Service Contracts	54,024	56,331	59,900	44,000	44,000	44,000
100-0800-6550-00	Building and Grounds Main	General	104,782	69,767	99,500	62,000	62,000	62,000
100-0800-6550-02	Building and Grounds Main	Electrical	8,382	5,895	6,000	6,000	6,000	6,000
100-0800-6550-04	Building and Grounds Main	Jail Main & Repair	385	0	0	0	0	0
100-0800-6550-05	Building and Grounds Main	Custodial Supplies	22,121	22,608	21,200	20,000	20,000	20,000
100-0800-6550-20	Building and Grounds Main	M&R Contracts	57,982	70,030	75,484	35,500	35,500	35,500
100-0800-6680-01	Communication	Telephone	3,581	3,702	4,000	3,800	3,800	3,800

Douglas County, Oregon
 General Fund
 Building Facilities

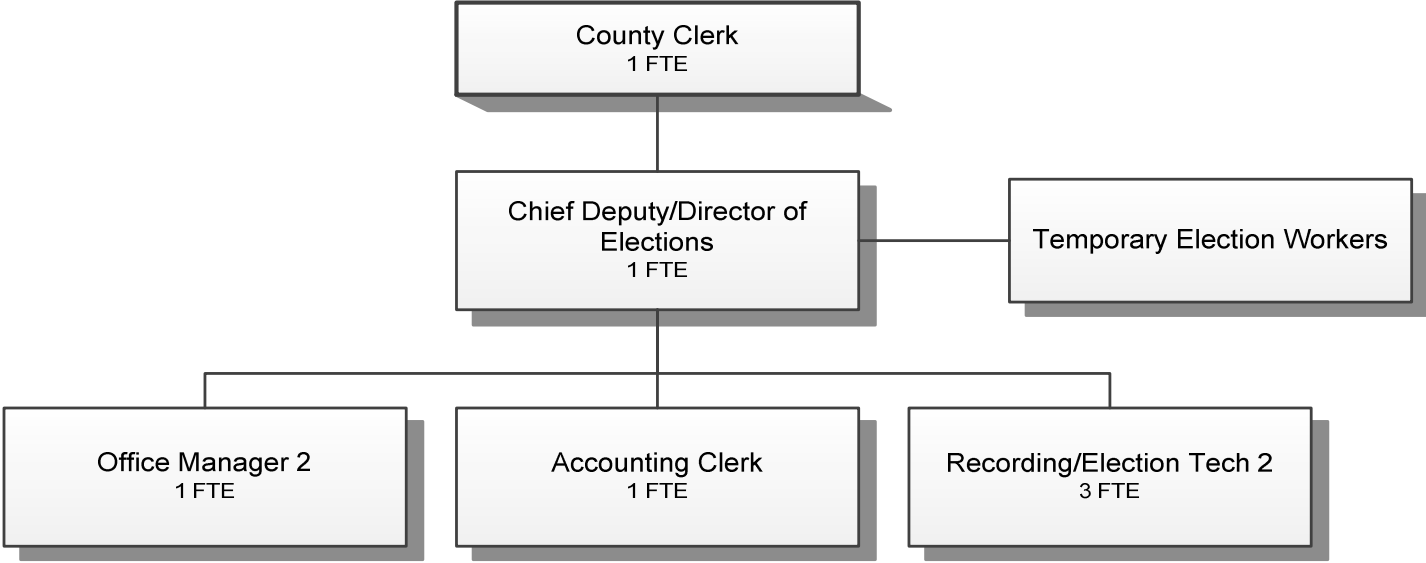
Department Detail

			Actual	Actual	Revised	Proposed	Approved	Adopted
			FY 13-14	FY 14-15	Budget	FY 16-17	FY 16-17	Budget
			FY 13-14	FY 14-15	FY 15-16	FY 16-17	FY 16-17	FY 16-17
100-0800-6685-01	Utilities	Electric	319,033	318,613	326,800	326,400	326,400	326,400
100-0800-6685-02	Utilities	Heat	111,562	99,752	102,000	101,000	101,000	101,000
100-0800-6685-03	Utilities	Water and Sewer	84,409	77,707	75,600	78,600	78,600	78,600
100-0800-6685-04	Utilities	Garbage	4,270	4,720	6,553	5,172	5,172	5,172
100-0800-6720-01	Fire/Liability Insurance	Liability Ins Interdept Charges	1,000	900	900	4,300	4,300	4,300
100-0800-7400-00	Office Supplies and Expenses	General	851	1,284	900	900	900	900
100-0800-7410-00	Postage	General	67	94	50	50	50	50
100-0800-7550-00	Travel	General	388	495	2,000	1,000	1,000	1,000
100-0800-7560-00	Conventions, Schools, Seminars	General	1,239	310	4,000	1,000	1,000	1,000
100-0800-7800-00	Legal Publication and Printing	General	1,462	265	500	500	500	500
100-0800-7850-00	Pre-employment Testing	General	1,190	826	1,000	1,000	1,000	1,000
100-0800-7900-00	Miscellaneous	General	189	0	300	300	300	300
Total Materials and Services			794,349	752,561	825,212	711,525	711,525	711,525
100-0800-8100-99	Buildings and Improvements	Noninventory	11,855	0	0	0	0	0
100-0800-8200-00	Furniture and Equipment	General	13,507	0	0	0	0	0
100-0800-8200-99	Furniture and Equipment	Noninventory	1,084	0	0	0	0	0
Total Capital Outlay			26,446	0	0	0	0	0
Total Expenditures			1,887,381	1,821,809	1,847,567	1,733,396	1,733,396	1,733,396

Douglas County, Oregon
General Fund
Building Facilities

PERSONNEL SERVICES					
	Actual	Actual	Revised	Budget	
	FTE	FTE	FTE	FY 16-17	
	FY 13-14	FY 14-15	FY 15-16	FTE	Amount
IS and Building Facilities Director	0.11	0.11	0.11	0.11	16,391
Building Maintenance Supervisor			1.00	1.00	59,452
Building Maintenance Tech 4	1.00	1.00			
Building Maintenance Tech 3	2.00	2.00	2.00	1.00	48,138
Building Maintenance Tech 2				1.00	39,489
Building Maintenance Tech 1	5.00	5.00	4.00	4.00	145,516
Custodian Foreman	1.00	1.00	1.00	1.00	36,932
Custodian	7.90	7.40	6.40	6.40	164,972
Office Manager 1	1.00	1.00	1.00	1.00	35,027
Total Regular	<u>18.01</u>	<u>17.51</u>	<u>15.51</u>	<u>15.51</u>	<u>545,917</u>
Temporary					17,000
Overtime					6,000
PERS		23.25%, 32.48%			147,138
Social Security		7.65%			43,522
Worker's Compensation		2.00%			11,378
Unemployment		0.60%			3,414
Medical & Dental Insurance		\$1,365/mo			247,502
Total Personnel Services					<u>1,021,871</u>

CLERK



	Actual FY 12-13	Actual FY 13-14	Actual FY 14-15	Revised Budget FY 15-16	Proposed FY 16-17	Approved FY 16-17	Adopted FY 16-17
<u>GENERAL OPERATIONS</u>							
<u>RESOURCES</u>							
Intergovernmental Revenues				10,450	9,000	9,000	9,000
Charges and Fees	595,060	445,350	668,375	626,037	712,650	712,650	712,650
Total	595,060	445,350	668,375	636,487	721,650	721,650	721,650
<u>REQUIREMENTS</u>							
Personnel Services	491,719	462,989	523,406	504,573	546,081	546,081	546,081
Materials & Services	167,786	135,167	162,682	143,400	175,569	175,569	175,569
Capital Outlay	46,671	2,255		4,362			
Total	706,176	600,411	686,088	652,335	721,650	721,650	721,650
General Resource Contribution Required	111,116	155,061	17,713	15,848			
<u>COUNTY CLERK RECORDS DEDICATED FUNDS (ORS 205.320)</u>							
<u>RESOURCES</u>							
Beginning Balance - Restricted Use	96,465	98,574	84,172	75,000	67,000	67,000	67,000
Charges and Fees	40,479	32,329	39,241	38,000	44,488	44,488	44,488
Total	136,944	130,903	123,413	113,000	111,488	111,488	111,488
<u>REQUIREMENTS</u>							
Materials & Services	38,370	31,260	34,652	59,000	44,488	44,488	44,488
Capital Outlay		15,471					
Total	38,370	46,731	34,652	59,000	44,488	44,488	44,488
Ending Balance - Restricted Use	98,574	84,172	88,761	54,000	67,000	67,000	67,000
<u>TOTAL DEPARTMENT</u>							
Revenues: Charges and Fees	635,539	477,679	707,616	674,487	766,138	766,138	766,138
Expenditures:							
Personnel Services	491,719	462,989	523,406	504,573	546,081	546,081	546,081
Materials & Services	206,154	166,427	197,334	202,400	220,057	220,057	220,057
Capital Outlay	46,671	17,726		4,362			
Total Expenditures	744,544	647,142	720,740	711,335	766,138	766,138	766,138
Staffing FTE	8.80	7.00	8.00	6.50	7.00	7.00	7.00

Douglas County, Oregon
 General Fund
 County Clerk

Department Detail

			Actual	Actual	Revised	Proposed	Approved	Adopted
			FY 13-14	FY 14-15	Budget	FY 16-17	FY 16-17	FY 16-17
					FY 15-16			
100-0100-2050-00	Clerk Fees & Services	General	880	1,195	1,000	1,000	1,000	1,000
100-0100-2050-01	Clerk Fees & Services	Recording Fees	327,609	435,756	422,362	464,488	464,488	464,488
100-0100-2050-02	Clerk Fees & Services	Lien Fees	25,217	27,925	28,000	25,000	25,000	25,000
100-0100-2050-06	Clerk Fees & Services	Passports	23,900	0	0	0	0	0
100-0100-2050-08	Clerk Fees & Services	Passport Photos	7,350	0	0	0	0	0
100-0100-2050-10	Clerk Fees & Services	Spread Lists	265	340	300	350	350	350
100-0100-2050-12	Clerk Fees & Services	Special Elections	184	60,889	200	62,000	62,000	62,000
100-0100-2280-02	Duplicating Services	Photocopies	13,243	14,956	19,100	19,000	19,000	19,000
100-0100-2280-04	Duplicating Services	Image Export Fees/Subscriptions	42,719	45,680	59,475	53,000	53,000	53,000
100-0100-2620-00	Vital Statistics	General	0	94,841	92,500	100,000	100,000	100,000
100-0100-2950-01	Affordable Housing Fee	Admin Fee	5,014	5,726	5,000	5,200	5,200	5,200
100-0100-2960-00	Marriage Licenses	General	18,075	18,375	26,000	20,000	20,000	20,000
100-0100-2960-01	Marriage Licenses	State Marriage Licenses	(25)	0	0	0	0	0
100-0100-2965-00	Domestic Partnership	General	150	50	0	0	0	0
100-0100-2965-01	Domestic Partnership	State Fees	300	0	0	0	0	0
100-0100-3390-00	State-Other Assistance	General	0	0	10,450	9,000	9,000	9,000
100-0100-3879-00	Miscellaneous	General	10,550	1,874	10,100	7,100	7,100	7,100
100-0100-3879-80	Miscellaneous	Cash Over/Short	(7)	9	0	0	0	0
100-0100-3879-90	Miscellaneous	Subrogating Claim Recovery	2,255	0	0	0	0	0
Total Revenue			477,679	707,616	674,487	766,138	766,138	766,138
100-0100-4000-00	Regular Employees	General	259,330	286,243	266,981	287,424	287,424	287,424
100-0100-4030-00	Temporary Employees	General	10,206	15,582	16,771	25,000	25,000	25,000
100-0100-4050-00	Overtime	General	395	379	0	0	0	0
100-0100-4500-00	PERS	General	71,194	80,992	81,758	90,880	90,880	90,880
100-0100-4510-00	Social Security	General	19,425	21,954	21,707	23,899	23,899	23,899
100-0100-4520-00	Workers' Compensation	General	945	1,058	993	2,343	2,343	2,343
100-0100-4530-00	Medical and Dental Insurance	General	100,167	116,745	114,660	114,660	114,660	114,660
100-0100-4540-00	Unemployment	General	1,327	453	1,703	1,875	1,875	1,875
Total Personnel Services			462,989	523,406	504,573	546,081	546,081	546,081
100-0100-5000-00	Legal Services	General	0	0	10,000	0	0	0
100-0100-5099-00	Other Professional Services	General	5,956	24,710	12,000	29,000	29,000	29,000
100-0100-6290-00	Software Purchases	General	200	563	1,000	1,314	1,314	1,314

Douglas County, Oregon
 General Fund
 County Clerk

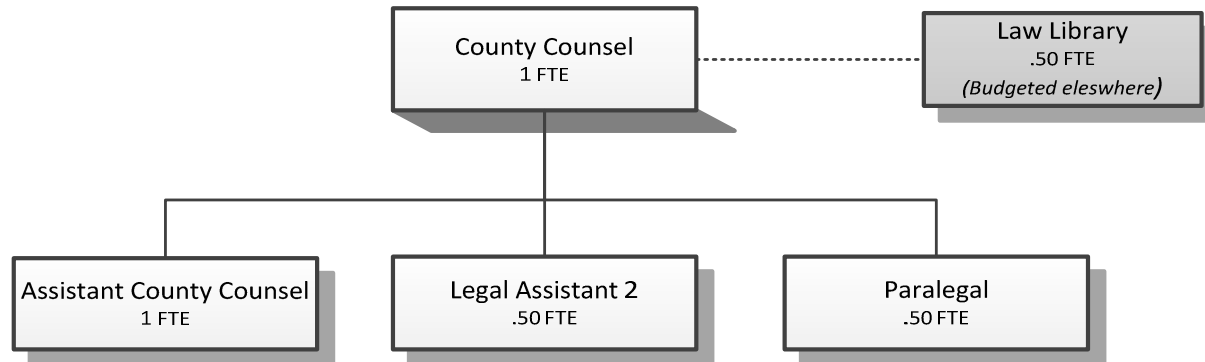
Department Detail

			Actual	Actual	Revised	Proposed	Approved	Adopted
			FY 13-14	FY 14-15	Budget	FY 16-17	FY 16-17	FY 16-17
					FY 15-16			
100-0100-6295-00	Equipment-Noninventory	General	846	1,879	5,000	2,993	2,993	2,993
100-0100-6500-00	Interdept Vehicle Expense	General	418	940	1,000	1,200	1,200	1,200
100-0100-6510-02	Equip/Vehicle Main & Repair	Equipment Service Contracts	36,740	23,335	28,500	26,000	26,000	26,000
100-0100-6530-00	Software Maintenance	General	24,735	25,893	36,300	27,200	27,200	27,200
100-0100-6680-01	Communication	Telephone	923	2,586	2,000	2,000	2,000	2,000
100-0100-6720-01	Fire/Liability Insurance	Liability Ins Interdept Charges	500	400	400	2,100	2,100	2,100
100-0100-7350-00	Printing	General	51,243	58,040	58,000	65,750	65,750	65,750
100-0100-7400-00	Office Supplies and Expenses	General	9,579	9,127	11,700	7,000	7,000	7,000
100-0100-7410-00	Postage	General	16,004	26,935	13,500	30,500	30,500	30,500
100-0100-7420-01	Duplicating Services	Photos, Photostats, Copying	784	934	0	1,100	1,100	1,100
100-0100-7420-02	Duplicating Services	Microfilming	11,005	11,170	12,000	15,000	15,000	15,000
100-0100-7500-00	Subscriptions & Periodicals	General	248	393	250	400	400	400
100-0100-7550-00	Travel	General	2,476	2,859	1,500	1,250	1,250	1,250
100-0100-7560-00	Conventions, Schools, Seminars	General	2,183	4,869	6,500	3,500	3,500	3,500
100-0100-7580-00	Dues and Memberships	General	865	1,044	450	750	750	750
100-0100-7800-01	Legal Publication and Printing	Special District Election	279	1,616	300	2,000	2,000	2,000
100-0100-7820-00	Advisory Committee Expense	General	1,443	0	2,000	1,000	1,000	1,000
100-0100-7900-00	Miscellaneous	General	0	41	0	0	0	0
Total Materials and Services			166,427	197,334	202,400	220,057	220,057	220,057
100-0100-8200-00	Furniture and Equipment	General	15,471	0	0	0	0	0
100-0100-8200-99	Furniture and Equipment	Noninventory	2,255	0	4,362	0	0	0
Total Capital Outlay			17,726	0	4,362	0	0	0
Total Expenditures			647,142	720,740	711,335	766,138	766,138	766,138

Douglas County, Oregon
General Fund
County Clerk

PERSONNEL SERVICES					
	Actual	Actual	Revised	Budget	
	FTE	FTE	Budget	FY 16-17	
	FY 13-14	FY 14-15	FY 15-16	FTE	Amount
County Clerk	1.00	1.00	1.00	1.00	62,421
Chief Deputy/Director of Elections	1.00	1.00	1.00	1.00	59,363
Accounting Clerk 2			0.90	1.00	39,416
Office Manager 2	1.00	1.00	0.90	1.00	39,416
Records & Elections Tech 2	3.00	4.00	2.70	3.00	86,808
Records & Elections Tech 1	1.00	1.00			
Total Regular	<u>7.00</u>	<u>8.00</u>	<u>6.50</u>	<u>7.00</u>	<u>287,424</u>
Temporary					25,000
PERS		23.25%, 32.48%			90,880
Social Security		7.65%			23,899
Worker's Compensation		0.75%			2,343
Unemployment		0.60%			1,875
Medical & Dental Insurance		\$1,365/mo			<u>114,660</u>
Total Personnel Services					<u><u>546,081</u></u>

COUNTY COUNSEL



Douglas County, Oregon
 General Fund
 County Counsel (0550)

	Actual FY 12-13	Actual FY 13-14	Actual FY 14-15	Revised Budget FY 15-16	Proposed FY 16-17	Approved FY 16-17	Adopted FY 16-17
<u>REQUIREMENTS</u>							
Personnel Services	310,788	310,664	326,531	334,454	333,054	333,054	333,054
Materials & Services	14,740	14,299	13,862	13,350	14,750	14,750	14,750
Total	325,528	324,963	340,393	347,804	347,804	347,804	347,804
General Resource Contribution Required	325,528	324,963	340,393	347,804	347,804	347,804	347,804
Staffing FTE	3.00	3.00	3.00	3.00	3.00	3.00	3.00

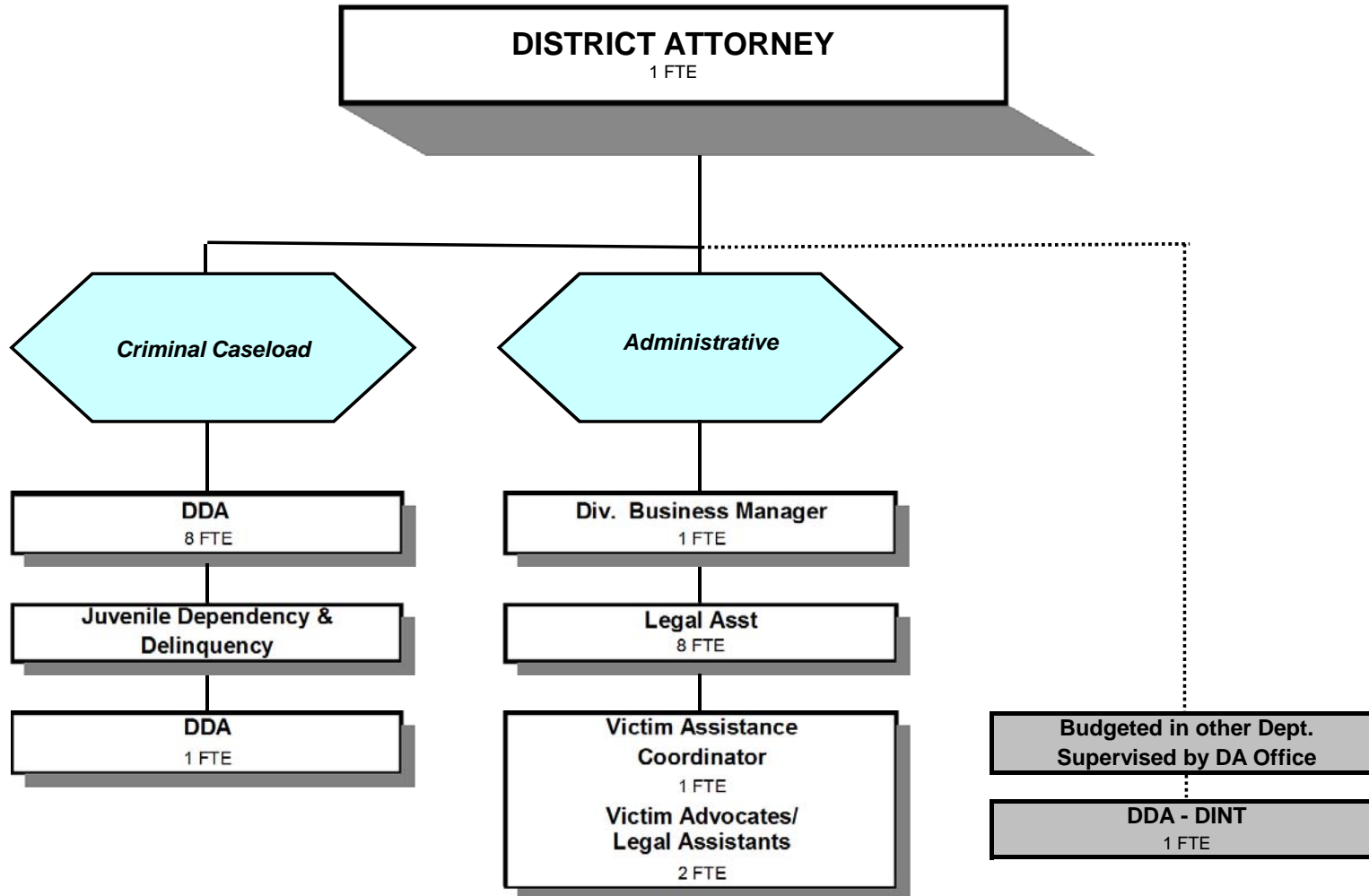
Douglas County, Oregon
General Fund
County Counsel

Department Detail

			Actual	Actual	Revised	Proposed	Approved	Adopted
			FY 13-14	FY 14-15	Budget	FY 16-17	FY 16-17	FY 16-17
					FY 15-16			
100-0550-4000-00	Regular Employees	General	202,488	209,928	214,407	217,319	217,319	217,319
100-0550-4030-00	Temporary Employees	General	220	1,657	0	1,712	1,712	1,712
100-0550-4500-00	PERS	General	54,215	57,489	61,302	62,207	62,207	62,207
100-0550-4510-00	Social Security	General	15,021	15,848	16,402	16,756	16,756	16,756
100-0550-4520-00	Workers' Compensation	General	709	741	750	1,643	1,643	1,643
100-0550-4530-00	Medical and Dental Insurance	General	37,015	40,550	40,950	32,760	32,760	32,760
100-0550-4540-00	Unemployment	General	996	318	643	657	657	657
Total Personnel Services			310,664	326,531	334,454	333,054	333,054	333,054
100-0550-5099-00	Other Professional Services	General	0	35	0	0	0	0
100-0550-6290-00	Software Purchases	General	1,292	1,796	1,200	1,200	1,200	1,200
100-0550-6680-01	Communication	Telephone	220	249	200	200	200	200
100-0550-6720-01	Fire/Liability Insurance	Liability Ins Interdept Charges	300	300	300	1,700	1,700	1,700
100-0550-7400-00	Office Supplies and Expenses	General	1,645	1,472	1,800	1,800	1,800	1,800
100-0550-7410-00	Postage	General	287	200	400	400	400	400
100-0550-7420-01	Duplicating Services	Photos, Photostats, Copying	232	288	400	400	400	400
100-0550-7500-00	Subscriptions & Periodicals	General	6,984	6,087	5,000	5,000	5,000	5,000
100-0550-7550-00	Travel	General	1,666	669	1,200	1,200	1,200	1,200
100-0550-7560-00	Conventions, Schools, Seminars	General	534	1,557	1,150	1,150	1,150	1,150
100-0550-7580-00	Dues and Memberships	General	1,139	1,209	1,700	1,700	1,700	1,700
Total Materials and Services			14,299	13,862	13,350	14,750	14,750	14,750
Total Expenditures			324,963	340,393	347,804	347,804	347,804	347,804

Douglas County, Oregon
General Fund
County Counsel

PERSONNEL SERVICES					
	Actual FTE FY 13-14	Actual FTE FY 14-15	Revised Budget FTE FY 15-16	Budget FY 16-17	
				FTE	Amount
County Counsel	1.00	1.00	1.00	1.00	104,437
Assistant County Counsel	1.00	1.00	1.00	1.00	77,002
Paralegal	0.50	0.50	0.50	0.50	22,110
Legal Assistant 2	0.50	0.50	0.50	0.50	13,770
Total Regular	<u>3.00</u>	<u>3.00</u>	<u>3.00</u>	<u>3.00</u>	<u>217,319</u>
Temporary					1,712
PERS		23.25%, 32.48%			62,207
Social Security		7.65%			16,756
Worker's Compensation		0.75%			1,643
Unemployment		0.30%			657
Medical & Dental Insurance		\$1,365/mo			<u>32,760</u>
Total Personnel Services					<u><u>333,054</u></u>



	<u>Actual</u> <u>FY 12-13</u>	<u>Actual</u> <u>FY 13-14</u>	<u>Actual</u> <u>FY 14-15</u>	<u>Revised</u> <u>Budget</u> <u>FY 15-16</u>	<u>Proposed</u> <u>FY 16-17</u>	<u>Approved</u> <u>FY 16-17</u>	<u>Adopted</u> <u>FY 16-17</u>
<u>GENERAL OPERATIONS</u>							
<u>RESOURCES</u>							
Intergovernmental Revenues	36,045	11,871			54,329	54,329	54,329
Charges and Fees	<u>125,805</u>	<u>151,182</u>	<u>255,212</u>	<u>100,000</u>	<u>100,000</u>	<u>100,000</u>	<u>100,000</u>
Total	<u>161,850</u>	<u>163,053</u>	<u>255,212</u>	<u>100,000</u>	<u>154,329</u>	<u>154,329</u>	<u>154,329</u>
<u>REQUIREMENTS</u>							
Personnel Services	1,365,071	1,380,864	1,410,563	1,597,768	1,625,978	1,625,978	1,625,978
Materials & Services	67,064	110,984	78,479	130,670	154,669	154,669	154,669
Capital Outlay	14,320						
Total	<u>1,446,455</u>	<u>1,491,848</u>	<u>1,489,042</u>	<u>1,728,438</u>	<u>1,780,647</u>	<u>1,780,647</u>	<u>1,780,647</u>
General Resource Contribution Required	<u>1,284,605</u>	<u>1,328,795</u>	<u>1,233,830</u>	<u>1,628,438</u>	<u>1,626,318</u>	<u>1,626,318</u>	<u>1,626,318</u>
<u>VICTIMS ASSISTANCE, VOCA JUVENILE DEPENDENCY AND GRANTS</u>							
<u>RESOURCES</u>							
Beginning Balance - Restricted Use	141,181	123,152	108,784	100,000	55,000	55,000	55,000
Intergovernmental Revenues	<u>119,574</u>	<u>122,304</u>	<u>135,187</u>	<u>166,055</u>	<u>215,354</u>	<u>215,354</u>	<u>215,354</u>
Total	<u>260,755</u>	<u>245,456</u>	<u>243,971</u>	<u>266,055</u>	<u>270,354</u>	<u>270,354</u>	<u>270,354</u>
<u>REQUIREMENTS</u>							
Personnel Services	133,675	133,993	125,421	169,348	174,779	174,779	174,779
Materials & Services	<u>3,928</u>	<u>2,679</u>	<u>6,518</u>	<u>5,148</u>	<u>23,442</u>	<u>23,442</u>	<u>23,442</u>
Total	<u>137,603</u>	<u>136,672</u>	<u>131,939</u>	<u>174,496</u>	<u>198,221</u>	<u>198,221</u>	<u>198,221</u>
Ending Balance - Restricted Use	123,152	108,784	112,032	91,559	72,133	72,133	72,133
<u>TOTAL DEPARTMENT</u>							
Revenues	<u>281,424</u>	<u>285,357</u>	<u>390,399</u>	<u>266,055</u>	<u>369,683</u>	<u>369,683</u>	<u>369,683</u>
Expenditures:							
Personnel Services	1,498,746	1,514,857	1,535,984	1,767,116	1,800,757	1,800,757	1,800,757
Materials & Services	70,992	113,663	84,997	135,818	178,111	178,111	178,111
Capital Outlay	14,320						
Total Expenditures	<u>1,584,058</u>	<u>1,628,520</u>	<u>1,620,981</u>	<u>1,902,934</u>	<u>1,978,868</u>	<u>1,978,868</u>	<u>1,978,868</u>
Staffing FTE	21.80	22.00	22.19	22.46	22.00	22.00	22.00

Douglas County, Oregon
General Fund
District Attorney

Department Detail

			Actual	Actual	Revised	Proposed	Approved	Adopted
			FY 13-14	FY 14-15	Budget	FY 16-17	FY 16-17	FY 16-17
					FY 15-16			
100-1300-2280-02	Duplicating Services	Photocopies	149,974	179,564	100,000	100,000	100,000	100,000
100-1300-3270-20	State/Fed-Federal Recovery Funds	OR Dept of Corrections-Meas 57	7,246	0	0	0	0	0
100-1300-3290-10	State/Fed-Other Assistance	OR CCF-General	4,625	0	0	0	0	0
100-1300-3290-70	State/Fed-Other Assistance	OR DOJ-VOCA Grant	26,217	25,669	72,518	102,668	102,668	102,668
100-1300-3390-55	State-Other Assistance	Department of Justice	27,518	40,949	24,968	37,657	37,657	37,657
100-1300-3390-65	State-Other Assistance	Criminal Justice Commission	0	0	0	54,329	54,329	54,329
100-1300-3395-00	Local Assistance	General	0	75,000	0	0	0	0
100-1300-3550-02	Cost Share	Victims Assistance Program	68,569	68,569	68,569	75,029	75,029	75,029
100-1300-3879-00	Miscellaneous	General	1,208	648	0	0	0	0
Total Revenue			285,357	390,399	266,055	369,683	369,683	369,683
100-1300-4000-00	Regular Employees	General	940,699	940,377	1,094,213	1,095,838	1,095,838	1,095,838
100-1300-4030-00	Temporary Employees	General	2,161	10,016	0	0	0	0
100-1300-4050-00	Overtime	General	111	0	0	0	0	0
100-1300-4500-00	PERS	General	233,385	230,591	266,768	265,599	265,599	265,599
100-1300-4510-00	Social Security	General	69,267	69,972	83,708	83,832	83,832	83,832
100-1300-4520-00	Workers' Compensation	General	3,325	3,326	3,829	8,220	8,220	8,220
100-1300-4520-01	Workers' Compensation	Workers Comp Claims	0	2,000	0	0	0	0
100-1300-4530-00	Medical and Dental Insurance	General	261,273	278,277	315,315	343,980	343,980	343,980
100-1300-4540-00	Unemployment	General	4,636	1,425	3,283	3,288	3,288	3,288
Total Personnel Services			1,514,857	1,535,984	1,767,116	1,800,757	1,800,757	1,800,757
100-1300-5000-00	Legal Services	General	23,068	1,086	10,000	19,329	19,329	19,329
100-1300-5030-00	Physician Services	General	0	0	2,000	2,000	2,000	2,000
100-1300-5700-01	Investigation and Prosecution	Evidence Procurement	2,626	3,832	8,000	8,000	8,000	8,000
100-1300-5700-02	Investigation and Prosecution	Grand Jury Witness Fees/Miles	5,326	5,248	5,800	5,800	5,800	5,800
100-1300-5700-03	Investigation and Prosecution	Witness Fees and Miles	11,924	8,669	15,000	15,000	15,000	15,000
100-1300-5700-10	Investigation and Prosecution	Expert Witnesses	1,990	0	4,000	4,000	4,000	4,000
100-1300-5700-11	Investigation and Prosecution	Transcripts	0	0	1,000	1,000	1,000	1,000
100-1300-6290-00	Software Purchases	General	1,633	286	18,000	18,000	18,000	18,000
100-1300-6295-00	Equipment-Noninventory	General	2,148	595	2,000	9,970	9,970	9,970
100-1300-6460-00	Software Rental	General	7,920	8,420	7,920	7,920	7,920	7,920
100-1300-6500-00	Interdept Vehicle Expense	General	3,408	3,700	3,500	3,500	3,500	3,500

Douglas County, Oregon
 General Fund
 District Attorney

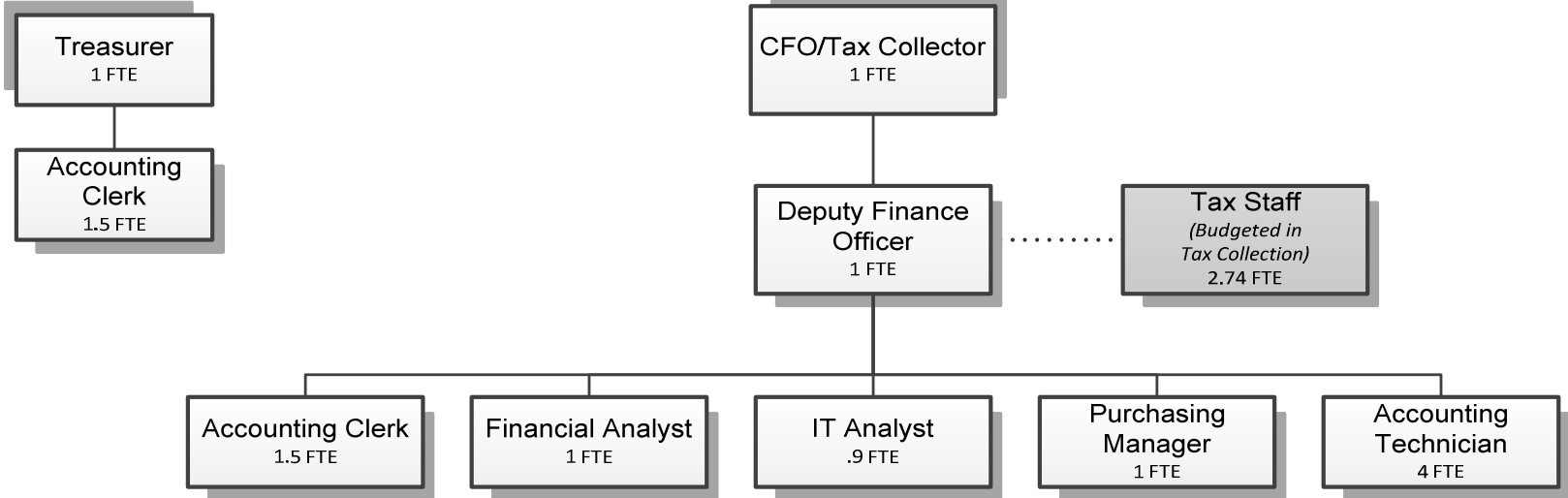
Department Detail

			Actual	Actual	Revised	Proposed	Approved	Adopted
			FY 13-14	FY 14-15	Budget	FY 16-17	FY 16-17	FY 16-17
					FY 15-16			
100-1300-6510-80	Equip/Vehicle Main & Repair	Office & Data Processing Equip	3,420	3,147	3,500	3,500	3,500	3,500
100-1300-6680-01	Communication	Telephone	2,158	2,530	3,700	5,804	5,804	5,804
100-1300-6720-01	Fire/Liability Insurance	Liability Ins Interdept Charges	1,450	1,500	1,500	8,200	8,200	8,200
100-1300-7400-00	Office Supplies and Expenses	General	10,941	10,744	14,250	18,248	18,248	18,248
100-1300-7410-00	Postage	General	3,620	4,366	3,400	4,800	4,800	4,800
100-1300-7420-01	Duplicating Services	Photos, Photostats, Copying	4,279	3,772	4,000	4,000	4,000	4,000
100-1300-7500-00	Subscriptions & Periodicals	General	8,158	5,211	4,500	4,500	4,500	4,500
100-1300-7550-00	Travel	General	6,373	7,035	8,500	11,134	11,134	11,134
100-1300-7560-00	Conventions, Schools, Seminars	General	1,304	3,295	5,498	13,656	13,656	13,656
100-1300-7580-00	Dues and Memberships	General	11,797	11,291	8,750	8,750	8,750	8,750
100-1300-7800-00	Legal Publication and Printing	General	0	0	1,000	1,000	1,000	1,000
100-1300-7850-00	Pre-employment Testing	General	120	270	0	0	0	0
Total Materials and Services			113,663	84,997	135,818	178,111	178,111	178,111
Total Expenditures			1,628,520	1,620,981	1,902,934	1,978,868	1,978,868	1,978,868

Douglas County, Oregon
General Fund
District Attorney

PERSONNEL SERVICES					
	Actual	Actual	Revised	Budget	
	FTE	FTE	FTE	FY 16-17	
	<u>FY 13-14</u>	<u>FY 14-15</u>	<u>FY 15-16</u>	<u>FTE</u>	<u>Amount</u>
District Attorney	1.00	1.00	1.00	1.00	24,690
Division Business Manager			1.00	1.00	57,900
Deputy District Attorney 3	3.00	3.00	3.00	5.00	441,870
Deputy District Attorney 2	4.00	4.00	4.00	2.00	128,943
Deputy District Attorney 1	2.00	2.00	2.00	2.00	106,610
District Attorney Office Manager	1.00	1.00			
Victim Assistance Coordinator	1.00	1.00	1.00	1.00	39,839
Legal Assistant 1	10.00	10.19	10.46	10.00	295,986
Total Regular	<u>22.00</u>	<u>22.19</u>	<u>22.46</u>	<u>22.00</u>	<u>1,095,838</u>
PERS		23.25%, 32.48%			265,599
Social Security		7.65%			83,832
Worker's Compensation		0.75%			8,220
Unemployment		0.30%			3,288
Medical & Dental Insurance		\$1,365/mo			<u>343,980</u>
Total Personnel Services					<u><u>1,800,757</u></u>

FINANCIAL SERVICES



Douglas County, Oregon
 General Fund
 Financial Services (0600)

	Actual FY 12-13	Actual FY 13-14	Actual FY 14-15	Revised Budget FY 15-16	Proposed FY 16-17	Approved FY 16-17	Adopted FY 16-17
<u>RESOURCES</u>							
Intergovernmental Revenues - Local UTEP	23,324	16,656	5,512	10,000	10,000	10,000	10,000
<u>REQUIREMENTS</u>							
Personnel Services	764,712	830,950	843,851	983,575	1,034,623	1,034,623	1,034,623
Materials & Services	112,310	95,852	105,969	108,600	123,316	123,316	123,316
Total	877,022	926,802	949,820	1,092,175	1,157,939	1,157,939	1,157,939
General Resource Contribution Required	853,698	910,146	944,308	1,082,175	1,147,939	1,147,939	1,147,939
Staffing FTE	9.30	9.80	10.90	11.90	12.90	12.90	12.90

Douglas County, Oregon
General Fund
Financial Services

Department Summary

			Actual	Actual	Revised	Proposed	Approved	Adopted
			FY 13-14	FY 14-15	Budget	FY 16-17	FY 16-17	FY 16-17
					FY 15-16			
100-0600-3395-01	Local Assistance	UTEP Reimbursement	16,656	5,125	10,000	10,000	10,000	10,000
100-0600-3879-00	Miscellaneous	General	0	387	0	0	0	0
Total Revenue			16,656	5,512	10,000	10,000	10,000	10,000
100-0600-4000-00	Regular Employees	General	482,541	502,509	575,768	609,381	609,381	609,381
100-0600-4030-00	Temporary Employees	General	30,682	5,586	17,234	9,199	9,199	9,199
100-0600-4050-00	Overtime	General	149	0	0	0	0	0
100-0600-4500-00	PERS	General	135,443	134,976	162,812	167,303	167,303	167,303
100-0600-4510-00	Social Security	General	38,639	38,140	45,365	47,322	47,322	47,322
100-0600-4520-00	Workers' Compensation	General	1,797	1,778	2,075	4,639	4,639	4,639
100-0600-4520-01	Workers' Compensation	Workers Comp Claims	0	8	0	0	0	0
100-0600-4530-00	Medical and Dental Insurance	General	139,176	160,092	178,542	194,922	194,922	194,922
100-0600-4540-00	Unemployment	General	2,523	762	1,779	1,857	1,857	1,857
Total Personnel Services			830,950	843,851	983,575	1,034,623	1,034,623	1,034,623
100-0600-5010-00	Auditing and Accounting	General	61,332	67,489	66,000	68,000	68,000	68,000
100-0600-5099-00	Other Professional Services	General	0	6,611	0	6,000	6,000	6,000
100-0600-6290-00	Software Purchases	General	2,616	480	685	1,001	1,001	1,001
100-0600-6295-00	Equipment-Noninventory	General	4,286	2,888	2,000	4,900	4,900	4,900
100-0600-6299-00	Other Materials and Supplies	General	410	118	0	0	0	0
100-0600-6500-00	Interdept Vehicle Expense	General	0	75	0	0	0	0
100-0600-6510-02	Equip/Vehicle Main & Repair	Equipment Service Contracts	3,046	802	3,000	3,000	3,000	3,000
100-0600-6510-80	Equip/Vehicle Main & Repair	Office & Data Processing Equip	611	2,526	1,250	500	500	500
100-0600-6530-00	Software Maintenance	General	2,613	0	2,500	2,500	2,500	2,500
100-0600-6680-01	Communication	Telephone	544	647	800	800	800	800
100-0600-6720-01	Fire/Liability Insurance	Liability Ins Interdept Charges	820	900	850	4,300	4,300	4,300
100-0600-7300-00	Advertising/Publicity	General	0	0	500	500	500	500
100-0600-7350-00	Printing	General	1,249	2,745	3,300	3,300	3,300	3,300
100-0600-7400-00	Office Supplies and Expenses	General	5,921	7,280	6,500	7,200	7,200	7,200
100-0600-7410-00	Postage	General	9,045	9,775	10,200	10,300	10,300	10,300
100-0600-7500-00	Subscriptions & Periodicals	General	0	225	500	500	500	500
100-0600-7550-00	Travel	General	0	396	3,330	3,330	3,330	3,330

Douglas County, Oregon
 General Fund
 Financial Services

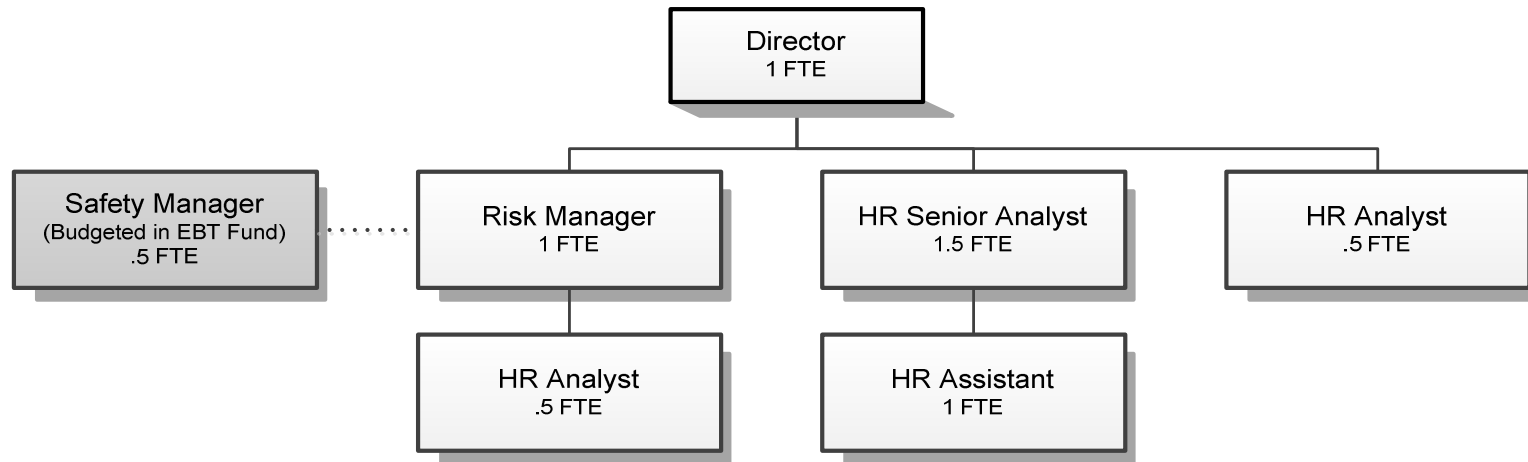
Department Summary

			Actual	Actual	Revised	Proposed	Approved	Adopted
			FY 13-14	FY 14-15	Budget	FY 16-17	FY 16-17	FY 16-17
					FY 15-16			
100-0600-7560-00	Conventions, Schools, Seminars	General	569	475	3,050	3,050	3,050	3,050
100-0600-7580-00	Dues and Memberships	General	1,250	1,025	1,135	1,135	1,135	1,135
100-0600-7800-00	Legal Publication and Printing	General	1,321	1,362	3,000	3,000	3,000	3,000
100-0600-7900-00	Miscellaneous	General	219	150	0	0	0	0
Total Materials and Services			95,852	105,969	108,600	123,316	123,316	123,316
Total Expenditures			926,802	949,820	1,092,175	1,157,939	1,157,939	1,157,939
Expenditures by Department:								
Management and Finance			740,019	771,857	901,933	930,580	930,580	930,580
Special Funds Program			16,619	5,146	10,000	10,000	10,000	10,000
Treasurer's Office			170,164	172,817	180,242	217,359	217,359	217,359
Total Expenditures			926,802	949,820	1,092,175	1,157,939	1,157,939	1,157,939

Douglas County, Oregon
General Fund
Financial Services

PERSONNEL SERVICES						
		Actual FTE	Actual FTE	Revised Budget FTE	Budget FY 16-17	
					FY 13-14	FY 14-15
Treasurer		1.00	1.00	1.00	1.00	63,669
Chief Financial Officer		1.00	1.00	1.00	1.00	97,261
IS Tech Support Analyst 3		0.90	0.90	0.90	0.90	77,291
Deputy Finance Officer				1.00	1.00	90,707
Finance Services Manager		0.90	1.00			
Purchasing Manager		1.00	1.00	1.00	1.00	43,651
Financial Analyst		1.00	1.00	1.00	1.00	59,363
Accountant		1.00				
Accounting Technician 2		1.00	3.00	4.00	4.00	168,021
Accounting Clerk 2		2.00	2.00	2.00	3.00	100,125
Total Regular		<u>9.80</u>	<u>10.90</u>	<u>11.90</u>	<u>12.90</u>	<u>700,088</u>
Temporary						9,199
Vacancy Credit						(90,707)
PERS	23.25%, 32.48%					167,303
Social Security	7.65%					47,322
Worker's Compensation	0.35%					4,639
Unemployment	0.30%					1,857
Medical & Dental Insurance	\$1,365/mo					194,922
Total Personnel Services						<u><u>1,034,623</u></u>

HUMAN RESOURCES



Douglas County, Oregon
 General Fund
 Human Resources (0700)

	Actual <u>FY 12-13</u>	Actual <u>FY 13-14</u>	Actual <u>FY 14-15</u>	Revised Budget <u>FY 15-16</u>	Proposed <u>FY 16-17</u>	Approved <u>FY 16-17</u>	Adopted <u>FY 16-17</u>
<u>REQUIREMENTS</u>							
Personnel Services	451,554	490,158	513,601	526,868	528,006	528,006	528,006
Materials & Services	<u>33,261</u>	<u>30,447</u>	<u>24,227</u>	<u>25,082</u>	<u>26,944</u>	<u>26,944</u>	<u>26,944</u>
Total	<u>484,815</u>	<u>520,605</u>	<u>537,828</u>	<u>551,950</u>	<u>554,950</u>	<u>554,950</u>	<u>554,950</u>
<i>General Resource Contribution Required</i>	<i>484,815</i>	<i>520,605</i>	<i>537,828</i>	<i>551,950</i>	<i>554,950</i>	<i>554,950</i>	<i>554,950</i>
Staffing FTE	6.00	6.00	6.00	5.75	5.50	5.50	5.50

Douglas County, Oregon
 General Fund
 Human Resources

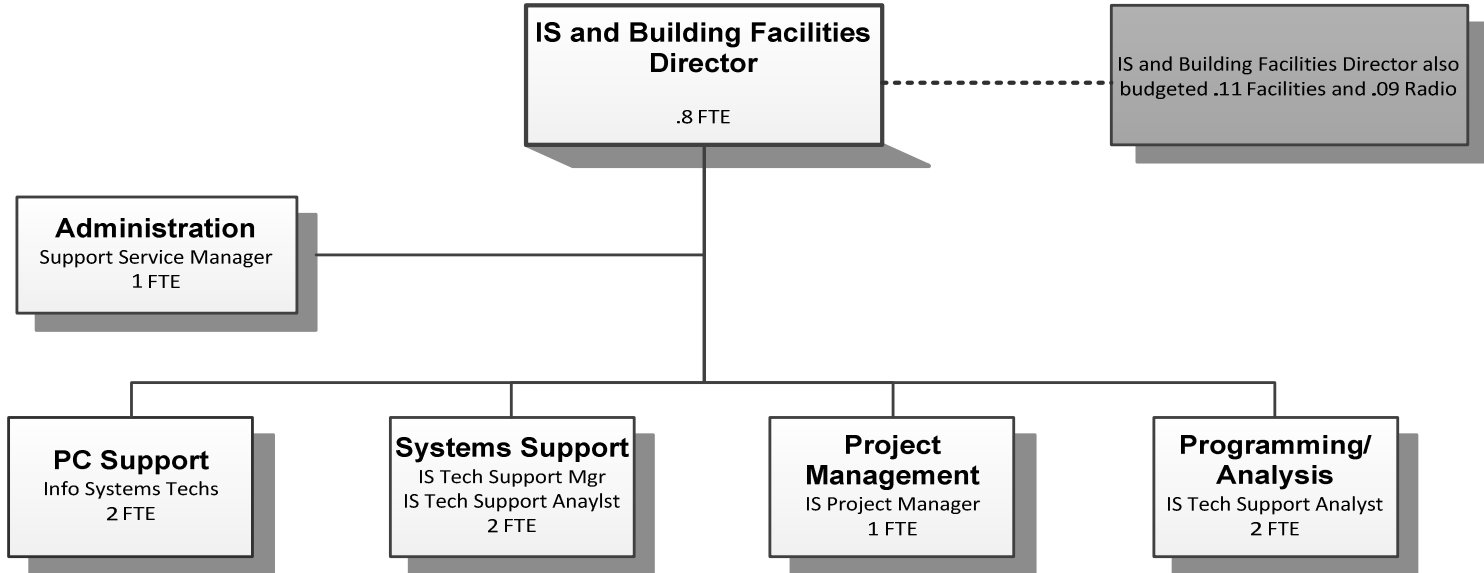
Department Detail

			Actual	Actual	Revised	Proposed	Approved	Adopted
			FY 13-14	FY 14-15	Budget	FY 16-17	FY 16-17	FY 16-17
					FY 15-16			
100-0700-4000-00	Regular Employees	General	300,119	307,974	314,802	320,528	320,528	320,528
100-0700-4030-00	Temporary Employees	General	3,236	3,473	0	0	0	0
100-0700-4050-00	Overtime	General	64	0	0	0	0	0
100-0700-4500-00	PERS	General	76,618	83,743	87,658	89,502	89,502	89,502
100-0700-4510-00	Social Security	General	22,484	22,946	24,082	24,520	24,520	24,520
100-0700-4520-00	Workers' Compensation	General	1,062	1,090	1,102	2,404	2,404	2,404
100-0700-4530-00	Medical and Dental Insurance	General	85,084	93,908	98,280	90,090	90,090	90,090
100-0700-4540-00	Unemployment	General	1,491	467	944	962	962	962
Total Personnel Services			490,158	513,601	526,868	528,006	528,006	528,006
100-0700-5000-00	Legal Services	General	6,188	341	2,000	2,000	2,000	2,000
100-0700-5099-00	Other Professional Services	General	165	210	500	500	500	500
100-0700-6290-00	Software Purchases	General	8,351	8,305	8,800	8,800	8,800	8,800
100-0700-6295-00	Equipment-Noninventory	General	1,941	1,448	1,000	2,000	2,000	2,000
100-0700-6299-00	Other Materials and Supplies	General	282	410	500	250	250	250
100-0700-6500-00	Interdept Vehicle Expense	General	405	738	500	500	500	500
100-0700-6680-01	Communication	Telephone	451	448	900	500	500	500
100-0700-6720-01	Fire/Liability Insurance	Liability Ins Interdept Charges	450	500	500	2,400	2,400	2,400
100-0700-7400-00	Office Supplies and Expenses	General	3,201	3,813	3,500	3,600	3,600	3,600
100-0700-7410-00	Postage	General	1,494	1,549	1,500	1,500	1,500	1,500
100-0700-7420-01	Duplicating Services	Photos, Photostats, Copying	773	463	1,000	1,000	1,000	1,000
100-0700-7500-00	Subscriptions & Periodicals	General	1,250	98	400	150	150	150
100-0700-7550-00	Travel	General	485	1,006	1,000	1,000	1,000	1,000
100-0700-7560-00	Conventions, Schools, Seminars	General	1,342	1,285	2,427	2,189	2,189	2,189
100-0700-7580-00	Dues and Memberships	General	3,524	3,613	555	555	555	555
100-0700-7800-00	Legal Publication and Printing	General	145	0	0	0	0	0
Total Materials and Services			30,447	24,227	25,082	26,944	26,944	26,944
Total Expenditures			520,605	537,828	551,950	554,950	554,950	554,950

Douglas County, Oregon
General Fund
Human Resources

PERSONNEL SERVICES					
	Actual	Actual	Revised	Budget	
	FTE	FTE	Budget	FY 16-17	
	FY 13-14	FY 14-15	FY 15-16	FTE	Amount
Human Resources Director	1.00	1.00	1.00	1.00	100,443
Legal Assistant 2	0.50	0.50	0.50		
Risk Manager	1.00	1.00	1.00	1.00	64,617
Human Resources Senior Analyst	0.50	1.50	1.50	1.50	87,397
Human Resources Analyst	1.00	1.00	0.75	1.00	37,992
Human Resources Assistant				1.00	30,079
Department Assistant 4	1.00				
Department Assistant 3	1.00	1.00	1.00		
Total Regular	<u>6.00</u>	<u>6.00</u>	<u>5.75</u>	<u>5.50</u>	<u>320,528</u>
PERS		23.25%, 32.48%			89,502
Social Security		7.65%			24,520
Worker's Compensation		0.75%			2,404
Unemployment		0.30%			962
Medical & Dental Insurance		\$1,365/mo			<u>90,090</u>
Total Personnel Services					<u><u>528,006</u></u>

INFORMATION TECHNOLOGY



Douglas County, Oregon
 General Fund
 Information Technology (0750)

	Actual FY 12-13	Actual FY 13-14	Actual FY 14-15	Revised Budget FY 15-16	Proposed FY 16-17	Approved FY 16-17	Adopted FY 16-17
<u>RESOURCES</u>							
Charges for Services	252,327	286,138	299,862	298,443	311,200	311,200	311,200
<u>REQUIREMENTS</u>							
Personnel Services	965,232	945,981	969,012	1,044,167	1,096,200	1,096,200	1,096,200
Materials & Services	19,396	27,201	29,750	27,915	27,915	27,915	27,915
Total	984,628	973,182	998,762	1,072,082	1,124,115	1,124,115	1,124,115
General Resource Contribution Required	732,301	687,044	698,900	773,639	812,915	812,915	812,915
Staffing FTE	8.70	8.70	8.70	8.80	8.80	8.80	8.80

Douglas County, Oregon
 General Fund
 Information Technology

Department Detail

			Revised					
			Actual	Actual	Budget	Proposed	Approved	Adopted
			FY 13-14	FY 14-15	FY 15-16	FY 16-17	FY 16-17	FY 16-17
100-0750-2030-00	Franchise Fees	General	225,891	239,790	240,000	244,000	244,000	244,000
100-0750-2250-00	Computer Services	General	26,400	26,400	26,400	31,200	31,200	31,200
100-0750-3820-03	Rents, Leases and Royalties	Lands & Buildings	6,250	6,000	3,000	6,000	6,000	6,000
100-0750-3879-00	Miscellaneous	General	27,552	27,657	29,033	30,000	30,000	30,000
100-0750-3879-33	Miscellaneous	Public Meetings Videos	45	15	10	0	0	0
Total Revenue			286,138	299,862	298,443	311,200	311,200	311,200
100-0750-4000-00	Regular Employees	General	575,320	640,071	654,806	690,746	690,746	690,746
100-0750-4030-00	Temporary Employees	General	47,037	2,103	0	0	0	0
100-0750-4500-00	PERS	General	159,325	152,521	190,868	201,215	201,215	201,215
100-0750-4510-00	Social Security	General	45,110	47,046	50,093	52,842	52,842	52,842
100-0750-4520-00	Workers' Compensation	General	2,178	2,247	2,292	5,181	5,181	5,181
100-0750-4520-01	Workers' Compensation	Workers Comp Claims	0	2,000	0	0	0	0
100-0750-4530-00	Medical and Dental Insurance	General	113,949	122,061	144,144	144,144	144,144	144,144
100-0750-4540-00	Unemployment	General	3,062	963	1,964	2,072	2,072	2,072
Total Personnel Services			945,981	969,012	1,044,167	1,096,200	1,096,200	1,096,200
100-0750-6290-00	Software Purchases	General	7,177	7,423	7,500	7,500	7,500	7,500
100-0750-6295-00	Equipment-Noninventory	General	5,020	8,090	7,115	6,465	6,465	6,465
100-0750-6450-00	Equipment/Vehicle Rent	General	404	369	600	350	350	350
100-0750-6500-00	Interdept Vehicle Expense	General	746	1,602	1,000	1,600	1,600	1,600
100-0750-6680-01	Communication	Telephone	2,237	2,412	2,500	1,500	1,500	1,500
100-0750-6680-06	Communication	State Span	515	(441)	0	0	0	0
100-0750-6680-10	Communication	Internet Service	110	100	100	100	100	100
100-0750-6720-01	Fire/Liability Insurance	Liability Ins Interdept Charges	1,000	1,000	1,000	5,100	5,100	5,100
100-0750-6730-00	Liability Claims	General	0	2,000	0	0	0	0
100-0750-7400-00	Office Supplies and Expenses	General	2,401	3,902	2,000	1,000	1,000	1,000
100-0750-7410-00	Postage	General	75	121	400	300	300	300

Douglas County, Oregon
 General Fund
 Information Technology

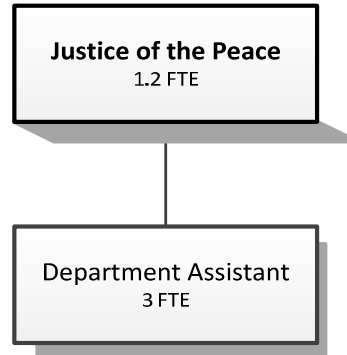
Department Detail

			Actual	Actual	Revised	Proposed	Approved	Adopted
			FY 13-14	FY 14-15	Budget	FY 16-17	FY 16-17	FY 16-17
					FY 15-16			
100-0750-7500-00	Subscriptions & Periodicals	General	0	0	200	0	0	0
100-0750-7550-00	Travel	General	3,144	1,270	3,000	2,000	2,000	2,000
100-0750-7560-00	Conventions, Schools, Seminars	General	4,372	1,902	2,500	2,000	2,000	2,000
Total Materials and Services			27,201	29,750	27,915	27,915	27,915	27,915
Total Expenditures			973,182	998,762	1,072,082	1,124,115	1,124,115	1,124,115

Douglas County, Oregon
 General Fund
 Information Technology

PERSONNEL SERVICES					
	Actual	Actual	Revised	Budget	
	FTE	FTE	Budget	FY 16-17	
	FY 13-14	FY 14-15	FTE	FTE	Amount
IS and Building Facilities Director	0.80	0.80	0.80	0.80	119,209
IS Technical Support Manager	1.00	1.00	1.00	1.00	87,857
IS Project Manager	0.90	0.90	1.00	1.00	79,592
IS Tech Support Analyst 3	1.00	1.00	1.00	1.00	78,492
IS Tech Support Analyst 2	1.00	1.00	2.00	2.00	146,998
IS Support Services Manager	1.00	1.00	1.00	1.00	62,826
IS Telecommunications Specialist 2	1.00	1.00			
Information Systems Tech	2.00	2.00	2.00	2.00	115,772
Total Regular	<u>8.70</u>	<u>8.70</u>	<u>8.80</u>	<u>8.80</u>	<u>690,746</u>
PERS		23.25%, 32.48%			201,215
Social Security		7.65%			52,842
Worker's Compensation		0.75%			5,181
Unemployment		0.30%			2,072
Medical & Dental Insurance		\$1,365/mo			<u>144,144</u>
Total Personnel Services					<u><u>1,096,200</u></u>

CANYONVILLE
JUSTICE COURT



Douglas County, Oregon
 General Fund
 Justice of the Peace - Canyonville (0025)

	<u>Actual</u> <u>FY 12-13</u>	<u>Actual</u> <u>FY 13-14</u>	<u>Actual</u> <u>FY 14-15</u>	<u>Revised</u> <u>Budget</u> <u>FY 15-16</u>	<u>Proposed</u> <u>FY 16-17</u>	<u>Approved</u> <u>FY 16-17</u>	<u>Adopted</u> <u>FY 16-17</u>
<u>RESOURCES</u>							
Charges, Fees, Fines	<u>416,817</u>	<u>456,663</u>	<u>551,413</u>	<u>500,000</u>	<u>600,000</u>	<u>600,000</u>	<u>600,000</u>
<u>REQUIREMENTS</u>							
Personnel Services	205,206	179,521	180,854	209,814	260,444	260,444	260,444
Materials & Services	<u>37,269</u>	<u>40,273</u>	<u>46,635</u>	<u>52,220</u>	<u>65,150</u>	<u>65,150</u>	<u>65,150</u>
Total	<u>242,475</u>	<u>219,794</u>	<u>227,489</u>	<u>262,034</u>	<u>325,594</u>	<u>325,594</u>	<u>325,594</u>
Resources Over (Under) Requirements	174,342	236,869	323,924	237,966	274,406	274,406	274,406
Staffing FTE	3.80	3.80	3.80	3.80	4.20	4.20	4.20

Douglas County, Oregon
General Fund
Justice of the Peace - Canyonville

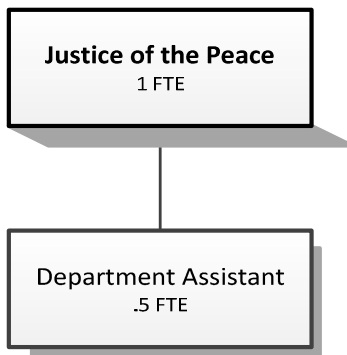
Department Detail

			Actual	Actual	Revised	Proposed	Approved	Adopted
			FY 13-14	FY 14-15	Budget	FY 16-17	FY 16-17	FY 16-17
					FY 15-16			
100-0025-2000-00	Court Costs, Fees & Charges	General	72,274	84,085	80,000	90,000	90,000	90,000
100-0025-3000-02	Court Fines	Justice Court	384,154	467,328	420,000	510,000	510,000	510,000
100-0025-3879-00	Miscellaneous	General	235	0	0	0	0	0
Total Revenue			456,663	551,413	500,000	600,000	600,000	600,000
100-0025-4000-00	Regular Employees	General	90,495	86,551	106,862	141,795	141,795	141,795
100-0025-4030-00	Temporary Employees	General	16,315	17,180	0	0	0	0
100-0025-4500-00	PERS	General	24,183	20,926	28,562	37,518	37,518	37,518
100-0025-4510-00	Social Security	General	7,745	7,704	8,175	10,847	10,847	10,847
100-0025-4520-00	Workers' Compensation	General	374	363	374	1,063	1,063	1,063
100-0025-4530-00	Medical and Dental Insurance	General	39,884	47,974	65,520	68,796	68,796	68,796
100-0025-4540-00	Unemployment	General	525	156	321	425	425	425
Total Personnel Services			179,521	180,854	209,814	260,444	260,444	260,444
100-0025-5000-00	Legal Services	General	5,867	10,067	10,000	20,000	20,000	20,000
100-0025-5700-03	Investigation and Prosecution	Witness Fees and Miles	9	25	100	100	100	100
100-0025-5700-04	Investigation and Prosecution	Jury Fees and Mileage	289	732	500	500	500	500
100-0025-6290-00	Software Purchases	General	0	0	500	500	500	500
100-0025-6295-00	Equipment-Noninventory	General	498	0	1,000	1,000	1,000	1,000
100-0025-6400-00	Land and Building Rent	General	13,911	11,771	15,000	15,000	15,000	15,000
100-0025-6510-80	Equip/Vehicle Main & Repair	Office & Data Processing Equip	4,562	4,056	5,000	5,000	5,000	5,000
100-0025-6680-01	Communication	Telephone	2,737	2,948	4,000	4,000	4,000	4,000
100-0025-6685-01	Utilities	Electric	1,471	1,673	1,500	1,500	1,500	1,500
100-0025-6685-02	Utilities	Heat	605	619	1,100	1,100	1,100	1,100
100-0025-6720-01	Fire/Liability Insurance	Liability Ins Interdept Charges	200	150	170	800	800	800
100-0025-7400-00	Office Supplies and Expenses	General	2,147	3,232	4,000	4,000	4,000	4,000
100-0025-7410-00	Postage	General	2,400	3,150	2,700	3,000	3,000	3,000
100-0025-7560-00	Conventions, Schools, Seminars	General	405	0	400	400	400	400
100-0025-7580-00	Dues and Memberships	General	240	150	250	250	250	250
100-0025-7900-04	Miscellaneous	Bank Card Fees	4,932	8,062	6,000	8,000	8,000	8,000
Total Materials and Services			40,273	46,635	52,220	65,150	65,150	65,150
Total Expenditures			219,794	227,489	262,034	325,594	325,594	325,594

Douglas County, Oregon
General Fund
Justice of the Peace - Canyonville

PERSONNEL SERVICES					
	Actual FTE FY 13-14	Actual FTE FY 14-15	Revised Budget FTE FY 15-16	Budget FY 16-17	
				FTE	Amount
Justice of the Peace	1.00	1.00	1.00	1.20	49,296
Department Assistant 4	2.00	2.00	2.00	3.00	92,499
Department Assistant 2	0.80	0.80	0.80		
Total Regular	<u>3.80</u>	<u>3.80</u>	<u>3.80</u>	<u>4.20</u>	<u>141,795</u>
PERS		23.25%, 32.48%			37,518
Social Security		7.65%			10,847
Worker's Compensation		0.75%			1,063
Unemployment		0.30%			425
Medical & Dental Insurance		\$1,365/mo			<u>68,796</u>
Total Personnel Services					<u><u>260,444</u></u>

DRAIN
JUSTICE COURT



	<u>Actual</u> <u>FY 12-13</u>	<u>Actual</u> <u>FY 13-14</u>	<u>Actual</u> <u>FY 14-15</u>	<u>Revised</u> <u>Budget</u> <u>FY 15-16</u>	<u>Proposed</u> <u>FY 16-17</u>	<u>Approved</u> <u>FY 16-17</u>	<u>Adopted</u> <u>FY 16-17</u>
<u>RESOURCES</u>							
Charges, Fees, Fines	<u>68,602</u>	<u>76,218</u>	<u>77,752</u>	<u>80,000</u>	<u>80,000</u>	<u>80,000</u>	<u>80,000</u>
<u>REQUIREMENTS</u>							
Personnel Services	<u>125,352</u>	<u>131,323</u>	<u>134,513</u>	<u>140,419</u>	<u>83,317</u>	<u>83,317</u>	<u>83,317</u>
Materials & Services	<u>25,367</u>	<u>26,714</u>	<u>28,682</u>	<u>36,969</u>	<u>23,394</u>	<u>23,394</u>	<u>23,394</u>
Total	<u>150,719</u>	<u>158,037</u>	<u>163,195</u>	<u>177,388</u>	<u>106,711</u>	<u>106,711</u>	<u>106,711</u>
<i>Resources Over (Under) Requirements</i>	<i>(82,117)</i>	<i>(81,819)</i>	<i>(85,443)</i>	<i>(97,388)</i>	<i>(26,711)</i>	<i>(26,711)</i>	<i>(26,711)</i>
Staffing FTE	2.50	2.50	2.50	2.50	1.50	1.50	1.50

Douglas County, Oregon
 General Fund
 Justice of the Peace - Drain

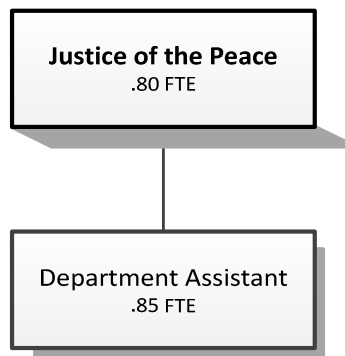
Department Detail

			Actual	Actual	Revised	Proposed	Approved	Adopted
			FY 13-14	FY 14-15	Budget	FY 16-17	FY 16-17	FY 16-17
					FY 15-16			
100-0015-2000-00	Court Costs, Fees & Charges	General	10,825	12,233	10,000	10,000	10,000	10,000
100-0015-3000-02	Court Fines	Justice Court	65,393	65,519	70,000	70,000	70,000	70,000
Total Revenue			76,218	77,752	80,000	80,000	80,000	80,000
100-0015-4000-00	Regular Employees	General	74,663	75,220	77,219	44,512	44,512	44,512
100-0015-4050-00	Overtime	General	171	0	0	0	0	0
100-0015-4500-00	PERS	General	20,964	21,136	24,031	14,457	14,457	14,457
100-0015-4510-00	Social Security	General	5,283	5,341	5,907	3,405	3,405	3,405
100-0015-4520-00	Workers' Compensation	General	262	263	270	334	334	334
100-0015-4530-00	Medical and Dental Insurance	General	29,612	32,440	32,760	20,475	20,475	20,475
100-0015-4540-00	Unemployment	General	368	113	232	134	134	134
Total Personnel Services			131,323	134,513	140,419	83,317	83,317	83,317
100-0015-5000-00	Legal Services	General	5,867	10,067	11,000	0	0	0
100-0015-5099-00	Other Professional Services	General	73	18	140	0	0	0
100-0015-5700-03	Investigation and Prosecution	Witness Fees and Miles	0	0	125	0	0	0
100-0015-5700-04	Investigation and Prosecution	Jury Fees and Mileage	0	0	1,500	0	0	0
100-0015-6290-00	Software Purchases	General	19	19	300	300	300	300
100-0015-6295-00	Equipment-Noninventory	General	250	0	2,000	2,000	2,000	2,000
100-0015-6400-00	Land and Building Rent	General	5,200	4,400	4,800	4,800	4,800	4,800
100-0015-6510-80	Equip/Vehicle Main & Repair	Office & Data Process Equip	5,045	5,052	5,344	5,344	5,344	5,344
100-0015-6680-01	Communication	Telephone	1,389	1,478	1,750	1,750	1,750	1,750
100-0015-6685-01	Utilities	Electric	833	752	800	800	800	800
100-0015-6720-01	Fire/Liability Insurance	Liability Ins Interdept Chg	110	100	110	550	550	550
100-0015-6720-02	Fire/Liability Insurance	Liability Insurance	100	0	100	100	100	100
100-0015-7400-00	Office Supplies and Expenses	General	1,111	1,226	2,000	1,500	1,500	1,500
100-0015-7410-00	Postage	General	888	243	1,500	750	750	750
100-0015-7500-00	Subscriptions & Periodicals	General	1,172	139	1,000	1,000	1,000	1,000
100-0015-7560-00	Conventions, Schools, Seminars	General	1,815	1,850	2,000	2,000	2,000	2,000
100-0015-7580-00	Dues and Memberships	General	610	370	500	500	500	500
100-0015-7900-04	Miscellaneous	Bank Card Fees	2,232	2,968	2,000	2,000	2,000	2,000
Total Materials and Services			26,714	28,682	36,969	23,394	23,394	23,394
Total Expenditures			158,037	163,195	177,388	106,711	106,711	106,711

Douglas County, Oregon
 General Fund
 Justice of the Peace - Drain

PERSONNEL SERVICES					
	Actual FTE FY 13-14	Actual FTE FY 14-15	Revised Budget FTE FY 15-16	Budget FY 16-17	
				FTE	Amount
Justice of the Peace	1.00	1.00	1.00	1.00	30,810
Department Assistant 4	1.00	1.00	1.00	0.50	13,702
Department Assistant 3	0.50	0.50	0.50		
Total Regular	<u>2.50</u>	<u>2.50</u>	<u>2.50</u>	<u>1.50</u>	<u>44,512</u>
PERS		23.25%, 32.48%			14,457
Social Security		7.65%			3,405
Worker's Compensation		0.75%			334
Unemployment		0.30%			134
Medical & Dental Insurance		\$1,365/mo			<u>20,475</u>
Total Personnel Services					<u><u>83,317</u></u>

GLENDALE **JUSTICE COURT**



Douglas County, Oregon
General Fund
Justice of the Peace - Glendale (0010)

	Actual FY 12-13	Actual FY 13-14	Actual FY 14-15	Revised Budget FY 15-16	Proposed FY 16-17	Approved FY 16-17	Adopted FY 16-17
<u>RESOURCES</u>							
Charges, Fees, Fines	56,336	58,188	63,609	65,000	72,000	72,000	72,000
<u>REQUIREMENTS</u>							
Personnel Services	121,483	123,842	125,065	138,181	104,083	104,083	104,083
Materials & Services	26,444	25,970	29,485	34,330	23,800	23,800	23,800
Total	147,927	149,812	154,550	172,511	127,883	127,883	127,883
<i>Resources Over (Under) Requirements</i>	<i>(91,591)</i>	<i>(91,624)</i>	<i>(90,941)</i>	<i>(107,511)</i>	<i>(55,883)</i>	<i>(55,883)</i>	<i>(55,883)</i>
Staffing FTE	2.35	2.35	2.35	2.35	1.65	1.65	1.65

Douglas County, Oregon
 General Fund
 Justice of the Peace - Glendale

Department Detail

			Actual	Actual	Revised	Proposed	Approved	Adopted
			FY 13-14	FY 14-15	Budget	FY 16-17	FY 16-17	FY 16-17
					FY 15-16			
100-0010-2000-00	Court Costs, Fees & Charges	General	10,358	8,429	10,000	12,000	12,000	12,000
100-0010-2000-03	Court Costs, Fees & Charges	Offense Surcharge	558	309	0	0	0	0
100-0010-3000-02	Court Fines	Justice Court	46,501	54,286	55,000	60,000	60,000	60,000
100-0010-3879-00	Miscellaneous	General	771	585	0	0	0	0
Total Revenue			58,188	63,609	65,000	72,000	72,000	72,000
100-0010-4000-00	Regular Employees	General	69,177	69,506	75,679	54,237	54,237	54,237
100-0010-4500-00	PERS	General	19,387	19,476	23,461	15,643	15,643	15,643
100-0010-4510-00	Social Security	General	5,083	5,148	5,789	4,149	4,149	4,149
100-0010-4520-00	Workers' Compensation	General	242	243	265	407	407	407
100-0010-4530-00	Medical and Dental Insurance	General	29,612	30,588	32,760	29,484	29,484	29,484
100-0010-4540-00	Unemployment	General	341	104	227	163	163	163
Total Personnel Services			123,842	125,065	138,181	104,083	104,083	104,083
100-0010-5000-00	Legal Services	General	5,867	10,067	10,000	3,000	3,000	3,000
100-0010-5700-03	Investigation and Prosecution	Witness Fees and Miles	0	0	300	200	200	200
100-0010-5700-04	Investigation and Prosecution	Jury Fees and Mileage	0	165	700	500	500	500
100-0010-6290-00	Software Purchases	General	0	0	0	45	45	45
100-0010-6295-00	Equipment-Noninventory	General	0	0	1,250	0	0	0
100-0010-6400-00	Land and Building Rent	General	6,420	6,755	6,720	6,720	6,720	6,720
100-0010-6510-80	Equip/Vehicle Main & Repair	Office & Data Processing Equip	1,897	2,719	2,800	2,800	2,800	2,800
100-0010-6680-01	Communication	Telephone	4,501	3,190	4,200	3,600	3,600	3,600
100-0010-6685-01	Utilities	Electric	1,107	975	1,250	1,000	1,000	1,000
100-0010-6685-02	Utilities	Heat	1,123	953	1,300	1,300	1,300	1,300
100-0010-6685-03	Utilities	Water and Sewer	702	702	780	815	815	815
100-0010-6720-01	Fire/Liability Insurance	Liability Ins Interdept Charges	110	100	110	550	550	550
100-0010-7400-00	Office Supplies and Expenses	General	808	245	1,000	600	600	600
100-0010-7410-00	Postage	General	796	1,169	1,400	700	700	700

Douglas County, Oregon
 General Fund
 Justice of the Peace - Glendale

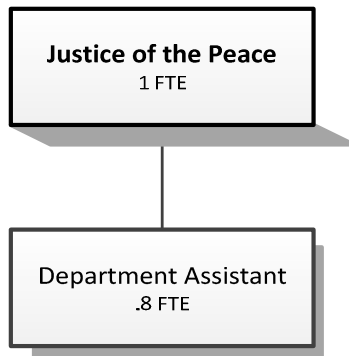
Department Detail

			Actual	Actual	Revised	Proposed	Approved	Adopted
			FY 13-14	FY 14-15	Budget	FY 16-17	FY 16-17	FY 16-17
					FY 15-16			
100-0010-7500-00	Subscriptions, Books	General	615	354	500	200	200	200
100-0010-7560-00	Conventions, Schools	General	517	345	500	500	500	500
100-0010-7580-00	Dues and Memberships	General	240	270	320	270	270	270
100-0010-7900-04	Miscellaneous	Bank Card Fees	1,267	1,476	1,200	1,000	1,000	1,000
Total Materials and Services			25,970	29,485	34,330	23,800	23,800	23,800
Total Expenditures			149,812	154,550	172,511	127,883	127,883	127,883

Douglas County, Oregon
 General Fund
 Justice of the Peace - Glendale

PERSONNEL SERVICES						
		Actual	Actual	Revised	Budget	
		FTE	FTE	Budget	FY 16-17	
		FY 13-14	FY 14-15	FY 15-16	FTE	Amount
Justice of the Peace		1.00	1.00	1.00	0.80	32,864
Department Assistant 4		1.35	1.35	1.35	0.85	21,373
Total Regular		<u>2.35</u>	<u>2.35</u>	<u>2.35</u>	<u>1.65</u>	<u>54,237</u>
PERS	23.25%, 32.48%					15,643
Social Security	7.65%					4,149
Worker's Compensation	0.75%					407
Unemployment	0.30%					163
Medical & Dental Insurance	\$1,365/mo					<u>29,484</u>
Total Personnel Services						<u><u>104,083</u></u>

REEDSPORT
JUSTICE COURT



Douglas County, Oregon
 General Fund
 Justice of the Peace - Reedsport (0020)

	Actual FY 12-13	Actual FY 13-14	Actual FY 14-15	Revised Budget FY 15-16	Proposed FY 16-17	Approved FY 16-17	Adopted FY 16-17
<u>RESOURCES</u>							
Charges, Fees, Fines	137,289	155,731	133,373	134,087	134,087	134,087	134,087
<u>REQUIREMENTS</u>							
Personnel Services	133,040	145,709	151,461	156,928	119,503	119,503	119,503
Materials & Services	21,563	27,195	26,915	23,110	24,450	24,450	24,450
Total	154,603	172,904	178,376	180,038	143,953	143,953	143,953
Resources Over (Under) Requirements	(17,314)	(17,173)	(45,003)	(45,951)	(9,866)	(9,866)	(9,866)
Staffing FTE	2.50	2.55	2.55	2.55	1.80	1.80	1.80

Douglas County, Oregon
General Fund
Justice of the Peace - Reedsport

Department Detail

			Actual	Actual	Revised	Proposed	Approved	Adopted
			FY 13-14	FY 14-15	Budget FY 15-16	FY 16-17	FY 16-17	FY 16-17
100-0020-2000-00	Court Costs, Fees & Charges	General	15,410	16,234	20,500	20,500	20,500	20,500
100-0020-2000-03	Court Costs, Fees & Charges	Offense Surcharge	1,512	601	0	0	0	0
100-0020-2000-04	Court Costs, Fees & Charges	Court Appt Attorney Fees	2,430	3,498	3,000	3,000	3,000	3,000
100-0020-3000-02	Court Fines	Justice Court	136,374	113,035	110,537	110,537	110,537	110,537
100-0020-3879-00	Miscellaneous	General	5	5	50	50	50	50
Total Revenue			155,731	133,373	134,087	134,087	134,087	134,087
100-0020-4000-00	Regular Employees	General	75,328	76,750	79,112	62,866	62,866	62,866
100-0020-4500-00	PERS	General	20,505	20,891	22,110	18,408	18,408	18,408
100-0020-4510-00	Social Security	General	4,824	4,776	6,052	4,809	4,809	4,809
100-0020-4520-00	Workers' Compensation	General	264	269	277	471	471	471
100-0020-4530-00	Medical and Dental Insurance	General	44,418	48,660	49,140	32,760	32,760	32,760
100-0020-4540-00	Unemployment	General	370	115	237	189	189	189
Total Personnel Services			145,709	151,461	156,928	119,503	119,503	119,503
100-0020-5000-00	Legal Services	General	9,800	9,600	6,200	7,200	7,200	7,200
100-0020-5099-00	Other Professional Services	General	50	195	200	200	200	200
100-0020-5700-03	Investigation and Prosecution	Witness Fees and Miles	0	32	150	150	150	150
100-0020-5700-04	Investigation and Prosecution	Jury Fees and Mileage	755	552	500	500	500	500
100-0020-6290-00	Software Purchases	General	38	29	100	800	800	800
100-0020-6295-00	Equipment-Noninventory	General	2,050	325	1,000	1,000	1,000	1,000
100-0020-6510-02	Equip/Vehicle Main & Repair	Equipment Service Contracts	668	749	700	700	700	700
100-0020-6510-80	Equip/Vehicle Main & Repair	Office & DP Equip	4,087	4,746	4,800	4,800	4,800	4,800
100-0020-6680-01	Communication	Telephone	1,097	1,290	1,100	1,300	1,300	1,300
100-0020-6720-01	Fire/Liability Insurance	Liability Ins Interdept Charges	110	100	110	550	550	550
100-0020-6720-02	Fire/Liability Insurance	Liability Ins	475	0	110	0	0	0
100-0020-6730-00	Liability Claims	General	0	0	300	0	0	0
100-0020-7400-00	Office Supplies and Expenses	General	835	1,640	1,500	1,500	1,500	1,500
100-0020-7410-00	Postage	General	2,464	2,765	2,000	2,300	2,300	2,300
100-0020-7500-00	Subscriptions & Periodicals	General	685	14	200	200	200	200
100-0020-7550-00	Travel	General	205	519	200	200	200	200
100-0020-7560-00	Conventions, Schools, Seminars	General	1,928	2,043	2,000	2,100	2,100	2,100
100-0020-7580-00	Dues and Memberships	General	340	370	340	350	350	350

Douglas County, Oregon
 General Fund
 Justice of the Peace - Reedsport

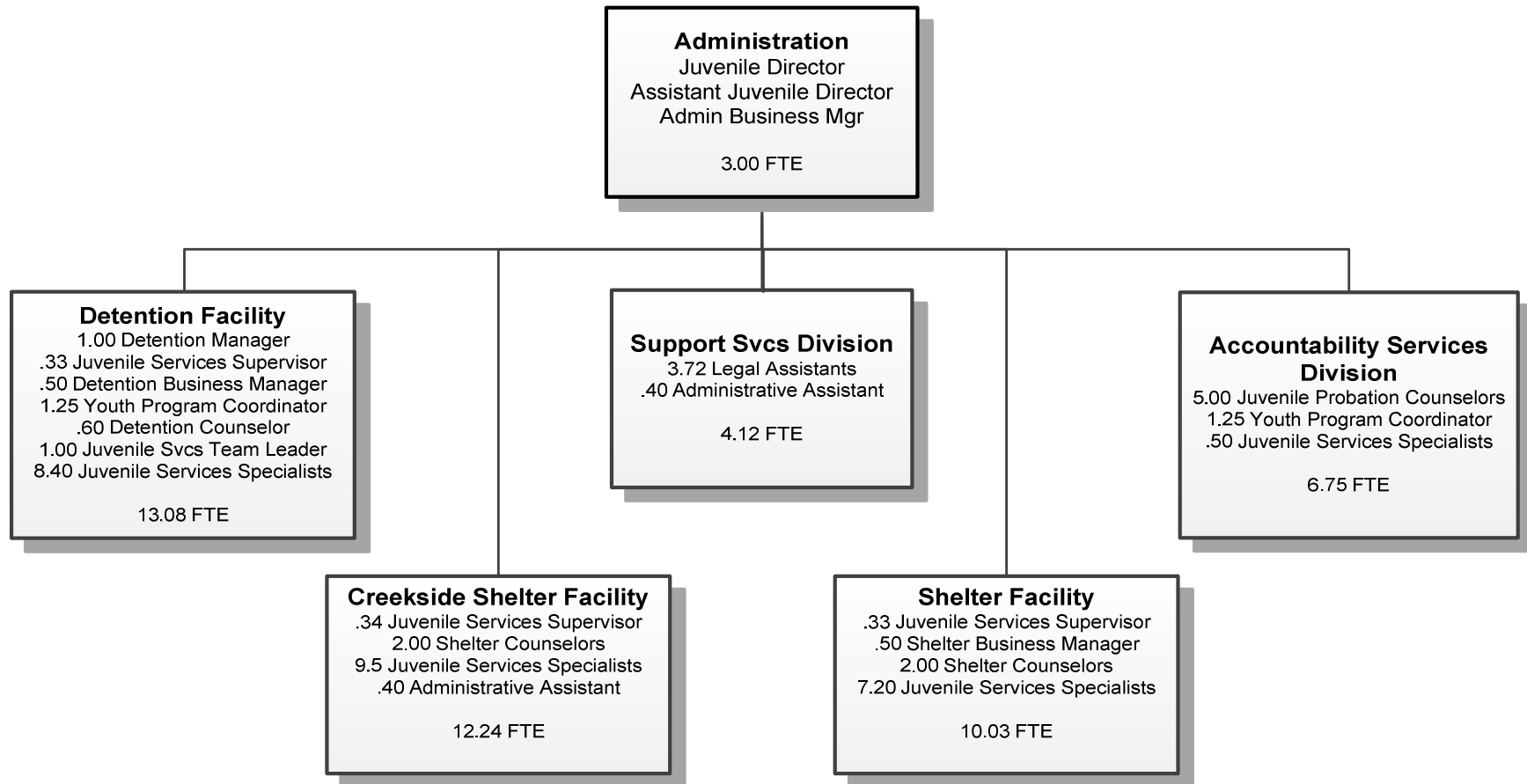
Department Detail

			Actual	Actual	Revised	Proposed	Approved	Adopted
			FY 13-14	FY 14-15	Budget	FY 16-17	FY 16-17	FY 16-17
					FY 15-16			
100-0020-7850-00	Pre-employment Testing	General	0	0	100	100	100	100
100-0020-7900-04	Miscellaneous	Bank Card Fees	1,608	1,946	1,500	500	500	500
Total Materials and Services			27,195	26,915	23,110	24,450	24,450	24,450
Total Expenditures			172,904	178,376	180,038	143,953	143,953	143,953

Douglas County, Oregon
 General Fund
 Justice of the Peace - Reedsport

PERSONNEL SERVICES						
		Actual	Actual	Revised	Budget	
		FTE	FTE	Budget	FY 16-17	
		FY 13-14	FY 14-15	FY 15-16	FTE	Amount
Justice of the Peace		1.00	1.00	1.00	1.00	41,080
Department Assistant 4		1.55	1.55	1.55	0.80	21,786
Total Regular		2.55	2.55	2.55	1.80	62,866
PERS	23.25%, 32.48%					18,408
Social Security	7.65%					4,809
Worker's Compensation	0.75%					471
Unemployment	0.30%					189
Medical & Dental Insurance	\$1,365/mo					32,760
Total Personnel Services						119,503

JUVENILE DEPARTMENT



	<u>Actual FY 12-13</u>	<u>Actual FY 13-14</u>	<u>Actual FY 14-15</u>	<u>Revised Budget FY 15-16</u>	<u>Proposed FY 16-17</u>	<u>Approved FY 16-17</u>	<u>Adopted FY 16-17</u>
<u>GENERAL OPERATIONS</u>							
<u>RESOURCES</u>							
Intergovernmental Revenues	707,646	637,151	662,156	811,634	794,975	794,975	794,975
Charges, Fees	767,178	744,341	739,842	1,674,700	2,011,757	2,011,757	2,011,757
Transfer in from Drug Abuse Prevention Fund	140,000						
Total	1,614,824	1,381,492	1,401,998	2,486,334	2,806,732	2,806,732	2,806,732
<u>REQUIREMENTS</u>							
Personnel Services	2,329,183	2,433,574	2,492,251	3,296,323	3,444,115	3,444,115	3,444,115
Materials & Services	290,876	297,503	436,266	481,154	454,584	454,584	454,584
Capital Outlay	21,873	2,089	259,608	78,605			
Transfer to Health Department	70,182	61,415					
Total	2,712,114	2,794,581	3,188,125	3,856,082	3,898,699	3,898,699	3,898,699
General Resource Contribution Required	1,097,290	1,413,089	1,786,127	1,369,748	1,091,967	1,091,967	1,091,967
<u>Title IV-E, Build our Kids, USFS & BLM Title II</u>							
<u>RESOURCES</u>							
Beginning Balance - Restricted Use	80,798	109,419	205,464	50,050	95,000	95,000	95,000
Federal/State/Local Assistance	38,457	199,912	181,449	188,000	117,900	117,900	117,900
Total	119,255	309,331	386,913	238,050	212,900	212,900	212,900
<u>REQUIREMENTS</u>							
Personnel Services			97,210	140,000	77,900	77,900	77,900
Materials & Services	9,836	101,202	166,934	58,050	40,000	40,000	40,000
Capital Outlay		2,665					
Total	9,836	103,867	264,144	198,050	117,900	117,900	117,900
Ending Balance - Restricted Use	109,419	205,464	122,769	40,000	95,000	95,000	95,000
<u>TOTAL DEPARTMENT</u>							
Revenues	<u>1,653,281</u>	<u>1,581,404</u>	<u>1,583,447</u>	<u>2,674,334</u>	<u>2,924,632</u>	<u>2,924,632</u>	<u>2,924,632</u>
Expenditures:							
Personnel Services	2,329,183	2,433,574	2,589,461	3,436,323	3,522,015	3,522,015	3,522,015
Materials & Services	300,712	398,705	603,200	539,204	494,584	494,584	494,584
Capital Outlay	21,873	4,754	259,608	78,605			
Transfer to Health Department	70,182	61,415					
Total Expenditures	2,721,950	2,898,448	3,452,269	4,054,132	4,016,599	4,016,599	4,016,599
Staffing FTE	32.60	38.60	40.50	51.43	49.22	49.22	49.22

Douglas County, Oregon
General Fund
Juvenile

Department Detail

			Actual	Actual	Revised	Proposed	Approved	Adopted
			FY 13-14	FY 14-15	Budget	FY 16-17	FY 16-17	FY 16-17
					FY 15-16			
100-0050-2130-00	Juvenile Placement Fees	General	114,345	130,905	134,345	154,345	154,345	154,345
100-0050-2130-02	Juvenile Placement Fees	OYA Placement Fees	60,524	108,374	464,623	750,900	750,900	750,900
100-0050-2130-03	Juvenile Placement Fees	DHS Placement Fees	375,028	281,435	850,187	850,187	850,187	850,187
100-0050-2130-05	Juvenile Placement Fees	DC Mental Health	27,346	5,085	10,000	25,780	25,780	25,780
100-0050-2130-06	Juvenile Placement Fees	Yamhill Placements	0	6,498	20,000	0	0	0
100-0050-2130-07	Juvenile Placement Fees	Josephine Placements	0	17,030	134,345	154,345	154,345	154,345
100-0050-2130-08	Juvenile Placement Fees	DHS 1:1 Placements	0	0	20,000	20,000	20,000	20,000
100-0050-2400-00	Outside Sales & Services	General	30,900	31,200	31,200	31,200	31,200	31,200
100-0050-3020-00	Jail Statutory Assessment	General	112,771	135,908	112,500	112,500	112,500	112,500
100-0050-3030-00	Restitution	General	515	0	0	0	0	0
100-0050-3190-05	Fed-Other Assistance	US Bureau of Land Management	6,654	5,164	16,750	16,750	16,750	16,750
100-0050-3190-13	Fed-Other Assistance	US Forest Service	25,760	18,400	8,250	8,250	8,250	8,250
100-0050-3190-30	Fed-Other Assistance	US Dept of Justice-Bureau of Judicial	95,879	3,502	0	0	0	0
100-0050-3220-15	State/Fed-Adult/Family Ser Div	Title 19 - BRS Residential	83,842	95,815	101,820	101,820	101,820	101,820
100-0050-3240-02	State/Fed-OYA	Diversion Funds	217,002	219,217	219,447	221,219	221,219	221,219
100-0050-3290-00	State/Fed-Other Assistance	General	0	145,385	143,000	75,000	75,000	75,000
100-0050-3290-17	State/Fed-Other Assistance	OCCF-YI Federal Youth Investment	67,498	12,500	0	0	0	0
100-0050-3290-25	State/Fed-Other Assistance	Maintenance Claims	0	0	20,000	17,900	17,900	17,900
100-0050-3290-50	State/Fed-Other Assistance	School Breakfast/Lunch Program	56,630	54,718	95,562	87,131	87,131	87,131
100-0050-3340-10	State-Oregon Youth Authority	Juvenile Parole	6,224	7,346	7,500	7,500	7,500	7,500
100-0050-3340-15	State-Oregon Youth Authority	Youth Care Center	177,574	217,971	210,000	210,000	210,000	210,000
100-0050-3390-19	State-Other Assistance	OCCF-CS Community Schools	0	8,782	0	0	0	0
100-0050-3390-20	State-Other Assistance	OCCF-JCP Prevention	0	54,805	54,805	54,805	54,805	54,805
100-0050-3395-07	Local Assistance	Ford Family Foundation	100,000	0	0	0	0	0
100-0050-3879-00	Miscellaneous	General	1,280	6,375	0	0	0	0
100-0050-3879-35	Miscellaneous	Discovery Fees	21,632	17,032	20,000	25,000	25,000	25,000
Total Revenue			1,581,404	1,583,447	2,674,334	2,924,632	2,924,632	2,924,632
100-0050-4000-00	Regular Employees	General	1,357,138	1,401,253	2,007,907	2,060,196	2,060,196	2,060,196
100-0050-4030-00	Temporary Employees	General	139,721	177,670	107,266	107,266	107,266	107,266
100-0050-4050-00	Overtime	General	25,503	32,492	42,000	42,000	42,000	42,000
100-0050-4500-00	PERS	General	367,115	387,644	539,071	555,295	555,295	555,295
100-0050-4510-00	Social Security	General	111,772	118,554	165,024	169,024	169,024	169,024
100-0050-4520-00	Workers' Compensation	General	15,109	11,276	15,100	44,190	44,190	44,190

Douglas County, Oregon
General Fund
Juvenile

Department Detail

			Actual	Actual	Revised	Proposed	Approved	Adopted
			FY 13-14	FY 14-15	Budget	FY 16-17	FY 16-17	FY 16-17
					FY 15-16			
100-0050-4520-01	Workers' Compensation	Workers Comp Claims	4,755	2,502	0	0	0	0
100-0050-4530-00	Medical and Dental Insurance	General	401,805	446,797	540,540	524,158	524,158	524,158
100-0050-4540-00	Unemployment	General	10,656	11,273	19,415	19,886	19,886	19,886
Total Personnel Services			2,433,574	2,589,461	3,436,323	3,522,015	3,522,015	3,522,015
100-0050-5000-00	Legal Services	General	17,176	3,132	0	0	0	0
100-0050-5030-00	Physician Services	General	700	1,533	1,600	1,500	1,500	1,500
100-0050-5030-05	Physician Services	YCC- Prescriptions	5,272	6,906	8,000	8,000	8,000	8,000
100-0050-5099-00	Other Professional Services	General	47,428	277,267	33,400	21,350	21,350	21,350
100-0050-5099-10	Other Professional Services	Adapt	0	0	22,500	22,500	22,500	22,500
100-0050-5099-62	Other Professional Services	JCP Prevention (Options Counseling)	0	0	49,325	49,325	49,325	49,325
100-0050-5099-63	Other Professional Services	Comm Hlth Alliance-Mental Hlth Tax	0	0	42,750	42,750	42,750	42,750
100-0050-5099-64	Other Professional Services	Background Investigations	0	0	6,800	3,400	3,400	3,400
100-0050-5700-03	Investigation and Prosecution	Witness Fees and Miles	446	144	1,500	750	750	750
100-0050-5800-52	Youth Services/Activities	Treatment/Rec Activities	8,757	8,681	12,300	13,800	13,800	13,800
100-0050-5800-53	Youth Services/Activities	Urinalysis Testing	2,921	1,941	2,000	2,000	2,000	2,000
100-0050-5800-56	Youth Services/Activities	Work Crew Restitution	98,602	17,262	25,000	25,000	25,000	25,000
100-0050-6100-00	Medical Supplies	General	4,456	3,696	7,962	5,625	5,625	5,625
100-0050-6200-00	Food and Meals	General	85,819	80,863	121,500	127,131	127,131	127,131
100-0050-6210-00	Clothing	General	2,986	3,684	4,300	8,000	8,000	8,000
100-0050-6220-00	Household Expenses	General	9,578	11,104	15,031	12,600	12,600	12,600
100-0050-6220-01	Household Expenses	Bedding	267	2,441	1,700	2,200	2,200	2,200
100-0050-6290-00	Software Purchases	General	2,589	5,771	3,025	1,380	1,380	1,380
100-0050-6295-00	Equipment-Noninventory	General	7,955	61,027	41,880	5,600	5,600	5,600
100-0050-6295-01	Equipment-Noninventory	Equipment/Recreation	539	550	1,500	1,500	1,500	1,500
100-0050-6299-00	Other Materials and Supplies	General	3,003	3,635	7,102	2,950	2,950	2,950
100-0050-6500-00	Interdept Vehicle Expense	General	22,137	26,267	29,625	22,495	22,495	22,495
100-0050-6510-02	Equip/Vehicle Main & Repair	Equipment Service Contracts	214	175	0	0	0	0
100-0050-6550-00	Building and Grounds Main	General	5,484	4,068	3,405	3,200	3,200	3,200
100-0050-6680-01	Communication	Telephone	4,910	5,018	5,600	5,300	5,300	5,300
100-0050-6685-01	Utilities	Electric	0	2,389	3,850	7,000	7,000	7,000
100-0050-6685-02	Utilities	Heat	0	2,689	3,850	4,000	4,000	4,000
100-0050-6685-03	Utilities	Water and Sewer	0	271	2,000	1,000	1,000	1,000
100-0050-6685-04	Utilities	Garbage	0	0	0	4,100	4,100	4,100

Douglas County, Oregon
General Fund
Juvenile

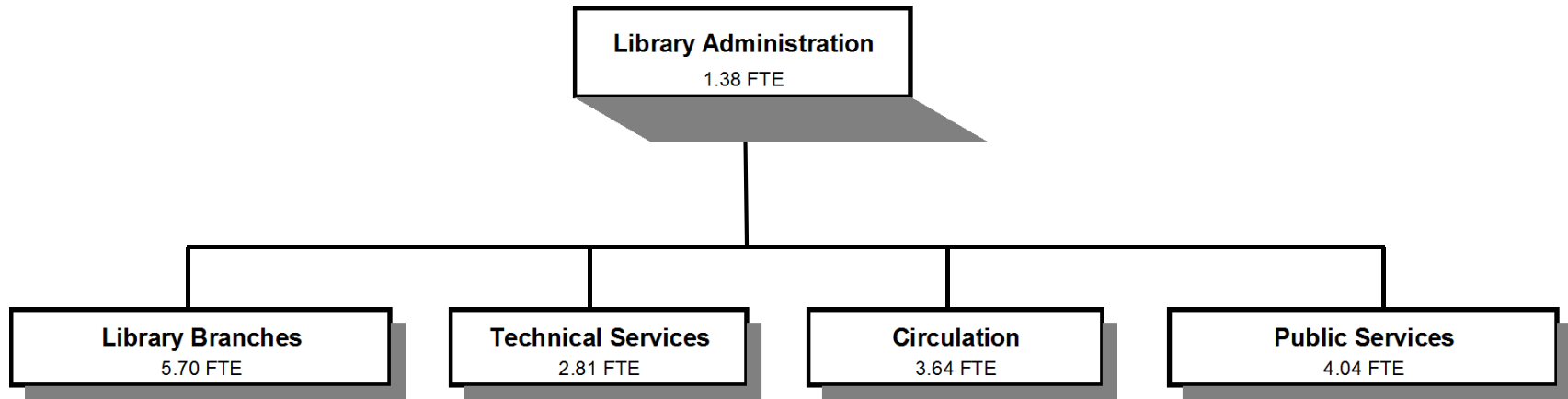
Department Detail

			Actual	Actual	Revised	Proposed	Approved	Adopted
			FY 13-14	FY 14-15	Budget	FY 16-17	FY 16-17	FY 16-17
					FY 15-16			
100-0050-6685-05	Utilities	Sewer	0	225	300	300	300	300
100-0050-6720-01	Fire/Liability Insurance	Liability Ins Interdept Charges	25,800	26,000	28,000	34,000	34,000	34,000
100-0050-6720-06	Fire/Liability Insurance	Work Crew & Volunteers	720	638	800	800	800	800
100-0050-6730-00	Liability Claims	General	0	2,000	0	0	0	0
100-0050-7400-00	Office Supplies and Expenses	General	10,422	10,381	13,700	17,400	17,400	17,400
100-0050-7410-00	Postage	General	2,882	1,646	4,575	4,236	4,236	4,236
100-0050-7420-01	Duplicating Services	Photos, Photostats, Copying	1,645	1,930	4,650	2,530	2,530	2,530
100-0050-7500-00	Subscriptions& Periodicals	General	1,648	448	2,225	1,825	1,825	1,825
100-0050-7550-00	Travel	General	5,982	5,313	7,400	6,610	6,610	6,610
100-0050-7560-00	Conventions & Seminars	General	6,879	9,667	5,650	5,460	5,460	5,460
100-0050-7580-00	Dues and Memberships	General	1,943	2,314	2,299	2,267	2,267	2,267
100-0050-7800-00	Legal Publication and Printing	General	0	0	500	500	500	500
100-0050-7850-00	Pre-employment Testing	General	3,321	4,776	4,100	6,700	6,700	6,700
100-0050-7900-55	Miscellaneous	OYA Support	6,224	7,348	7,500	7,500	7,500	7,500
Total Materials and Services			398,705	603,200	539,204	494,584	494,584	494,584
100-0050-8100-00	Buildings and Improvements	General	0	0	64,053	0	0	0
100-0050-8200-99	Furniture and Equipment	Noninventory	4,754	10,641	14,552	0	0	0
100-0050-8300-99	Vehicles and Heavy Equipment	Noninventory	0	3,500	0	0	0	0
100-0050-8800-00	Work in Progress	Miscellaneous	0	245,467	0	0	0	0
Total Capital Outlay			4,754	259,608	78,605	0	0	0
100-0050-9500-17	Transfers Out	Health and Social Services	61,415	0	0	0	0	0
Total Expenditures			2,898,448	3,452,269	4,054,132	4,016,599	4,016,599	4,016,599

Douglas County, Oregon
General Fund
Juvenile

PERSONNEL SERVICES					
	Actual	Actual	Revised	Budget	
	FTE	FTE	Budget	FY 16-17	
	FY 13-14	FY 14-15	FY 15-16	FTE	Amount
Juvenile Director	1.00	1.00	1.00	1.00	99,842
Assistant Director	1.00	1.00	1.00	1.00	86,915
Juv Srv Fac & Dev Mgr				1.00	65,825
Asst Juv Det/Shelter Mgr	1.00	1.00	1.00		
Youth Resident Services Manager	1.00	1.00	1.00		
Juvenile Services Supervisor				1.00	64,010
Division Business Manager	2.00	2.00	2.00	2.00	121,764
Accountability Support Services Manager	1.00				
Juvenile Counselor 3	1.00	1.00	1.00	1.00	54,856
Juvenile Counselor 2	4.00	5.00	4.00	4.00	187,729
Juvenile Counselor 1	2.00				
Juvenile Services Team Leader			1.00	1.00	43,390
Juvenile Services Specialist 2	12.20	9.80	14.20	13.80	500,143
Juvenile Services Specialist 1	3.80	10.00	14.00	11.80	375,777
Detention Shelter Counselor 3		1.00	1.00	1.00	48,345
Detention Shelter Counselor 2	1.00				
Detention Shelter Counselor 1	2.00	1.00	4.00	3.60	153,329
Administrative Assistant	0.60	0.60	0.80	0.80	30,995
Youth Program Coordinator	2.00	1.50	1.70	2.50	99,090
Legal Assistant 2	1.00	1.00	1.00	1.00	38,559
Legal Assistant 1	2.00	3.60	2.73	2.72	89,627
Total Regular	<u>38.60</u>	<u>40.50</u>	<u>51.43</u>	<u>49.22</u>	<u>2,060,196</u>
Temporary					107,266
Overtime					42,000
PERS		23.25%, 32.48%			555,295
Social Security		7.65%			169,024
Worker's Compensation		2.00%			44,190
Unemployment		0.90%			19,886
Medical & Dental Insurance		\$1,365/mo			524,158
Total Personnel Services					<u>3,522,015</u>

LIBRARY



Douglas County, Oregon
General Fund
Library (6200)

	Actual FY 12-13	Actual FY 13-14	Actual FY 14-15	Revised Budget FY 15-16	Proposed FY 16-17	Approved FY 16-17	Adopted FY 16-17
<u>GENERAL OPERATIONS</u>							
<u>RESOURCES</u>							
Charges, Fees, Fines	39,918	42,496	41,101	37,950	47,052	47,052	47,052
Intergovernmental Revenues	57,666	3,326		202,000	200,000	200,000	200,000
Total	97,584	45,822	41,101	239,950	247,052	247,052	247,052
<u>REQUIREMENTS</u>							
Personnel Services	1,383,145	1,390,609	1,409,521	1,299,783	872,100	872,100	872,100
Materials & Services	98,746	113,299	88,289	65,875			
Total	1,481,891	1,503,908	1,497,810	1,365,658	872,100	872,100	872,100
General Resource Contribution Required	1,384,307	1,458,086	1,456,709	1,125,708	625,048	625,048	625,048
<u>LIBRARY DEDICATED FUNDS</u>							
<u>RESOURCES</u>							
Beginning Balance - Restricted Use	471,956	334,989	291,614	95,500	335,910	335,910	335,910
Intergovernmental Revenues	121,027	221,699	146,102	344,500	146,388	146,388	146,388
Total	592,983	556,688	437,716	440,000	482,298	482,298	482,298
<u>REQUIREMENTS</u>							
Personnel Services	5,375	11,759	6,949	125,676	222,110	222,110	222,110
Materials & Services	246,773	238,548	287,887	297,824	260,188	260,188	260,188
Capital Outlay	8,100	16,509		7,000			
Total	260,249	266,816	294,836	430,500	482,298	482,298	482,298
Interest Allocated to Dedicated Funds (Sojka)	2,255	1,742	1,014				
Ending Balance - Restricted Use	334,989	291,614	143,894	9,500			
<u>TOTAL DEPARTMENT</u>							
Revenues	218,611	267,521	187,203	584,450	393,440	393,440	393,440
Expenditures							
Personnel Services	1,388,520	1,402,368	1,416,470	1,425,459	1,094,210	1,094,210	1,094,210
Materials & Services	345,519	351,847	376,176	363,699	260,188	260,188	260,188
Capital Outlay	8,100	16,509		7,000			
Total Expenditures	1,742,139	1,770,724	1,792,646	1,796,158	1,354,398	1,354,398	1,354,398
	26.05	26.05	26.05	27.20	17.57	17.57	17.57

Douglas County, Oregon
General Fund
Library

Department Detail

			Actual	Actual	Revised	Proposed	Approved	Adopted
			FY 13-14	FY 14-15	Budget	FY 16-17	FY 16-17	FY 16-17
					FY 15-16			
100-6200-2280-02	Duplicating Services	Photocopies	6,946	6,962	7,000	7,302	7,302	7,302
100-6200-2730-00	Library Fees and Charges	General	5,496	6,570	7,000	4,988	4,988	4,988
100-6200-2730-01	Library Fees and Charges	Damaged Books	2,036	3,208	2,000	2,870	2,870	2,870
100-6200-2730-05	Library Fees and Charges	Library Search Fees	534	618	500	540	540	540
100-6200-2730-10	Library Fees and Charges	Collection Agencies	1,664	2,309	1,300	3,758	3,758	3,758
100-6200-3070-00	Library Fines	General	20,946	18,671	20,000	14,135	14,135	14,135
100-6200-3290-20	State/Fed-Other Assistance	Ready to Read Grant	20,850	22,322	24,500	21,388	21,388	21,388
100-6200-3395-00	Local Assistance	General	101,808	116,214	273,000	325,000	325,000	325,000
100-6200-3395-51	Local Assistance	Library-Books	0	1,609	38,000	0	0	0
100-6200-3395-52	Local Assistance	Library- Periodicals	2,898	5,957	4,000	0	0	0
100-6200-3820-03	Rents, Leases and Royalties	Land & Buildings	0	166	100	0	0	0
100-6200-3840-00	Contributions and Donations	General	98,324	658	201,000	12,759	12,759	12,759
100-6200-3875-00	Expense Reimbursements	General	6,000	1,943	6,000	700	700	700
100-6200-3879-00	Miscellaneous	General	25	0	50	0	0	0
100-6200-3879-80	Miscellaneous	Cash Over/Short	(1)	(4)	0	0	0	0
100-6200-3879-95	Miscellaneous	NSF Checks	(5)	0	0	0	0	0
Total Revenue			267,521	187,203	584,450	393,440	393,440	393,440
100-6200-4000-00	Regular Employees	General	846,918	865,743	840,164	629,968	629,968	629,968
100-6200-4030-00	Temporary Employees	General	10,302	8,370	18,538	10,000	10,000	10,000
100-6200-4500-00	PERS	General	213,741	217,476	230,391	167,324	167,324	167,324
100-6200-4510-00	Social Security	General	63,310	65,333	64,695	48,958	48,958	48,958
100-6200-4520-00	Workers' Compensation	General	3,001	3,059	2,960	4,800	4,800	4,800
100-6200-4530-00	Medical and Dental Insurance	General	260,875	255,178	262,304	229,320	229,320	229,320
100-6200-4540-00	Unemployment	General	4,221	1,311	6,407	3,840	3,840	3,840
Total Personnel Services			1,402,368	1,416,470	1,425,459	1,094,210	1,094,210	1,094,210
100-6200-5099-00	Other Professional Services	General	3,444	13,748	40,099	13,304	13,304	13,304
100-6200-5880-01	Library Materials	Books/Audio Visual	168,370	181,335	153,300	85,233	85,233	85,233
100-6200-5880-02	Library Materials	Periodicals	9,857	12,950	9,000	5,000	5,000	5,000
100-6200-5880-03	Library Materials	Cataloging/Processing	17,124	16,144	15,825	5,800	5,800	5,800
100-6200-6290-00	Software Purchases	General	3,520	24	350	5,019	5,019	5,019
100-6200-6290-10	Software Purchases	Software Updates/Maint	7,924	5,071	8,000	2,800	2,800	2,800

Douglas County, Oregon
General Fund
Library

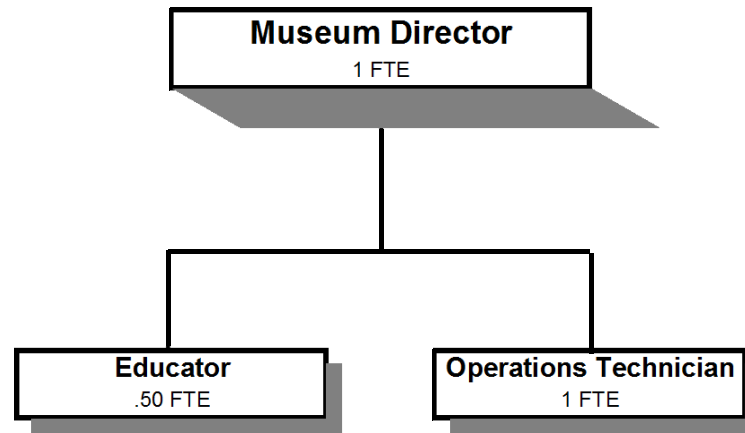
Department Detail

			Actual	Actual	Revised	Proposed	Approved	Adopted
			FY 13-14	FY 14-15	Budget	FY 16-17	FY 16-17	FY 16-17
					FY 15-16			
100-6200-6295-00	Equipment-Noninventory	General	6,506	1,051	6,000	10,443	10,443	10,443
100-6200-6299-00	Other Materials and Supplies	General	17,605	17,767	16,800	7,600	7,600	7,600
100-6200-6500-00	Interdept Vehicle Expense	General	16,328	15,712	12,000	14,000	14,000	14,000
100-6200-6510-02	Equip/Vehicle Main & Repair	Equipment Service Contracts	25,091	35,309	31,000	43,600	43,600	43,600
100-6200-6510-80	Equip/Vehicle Main & Repair	Office & Data Process Equip	2,464	260	2,100	1,050	1,050	1,050
100-6200-6550-00	Building and Grounds Maint	General	0	1,076	0	800	800	800
100-6200-6680-01	Communication	Telephone	1,765	1,953	2,100	1,900	1,900	1,900
100-6200-6680-03	Communication	Remote Communications	10,244	10,692	9,800	9,500	9,500	9,500
100-6200-6685-01	Utilities	Electric	27,718	30,368	26,000	23,500	23,500	23,500
100-6200-6685-02	Utilities	Heat	9,523	9,692	11,000	8,000	8,000	8,000
100-6200-6685-03	Utilities	Water and Sewer	4,543	3,396	4,000	3,242	3,242	3,242
100-6200-6685-04	Utilities	Garbage	547	501	550	637	637	637
100-6200-6720-01	Fire/Liability Insurance	Liability Ins Interdept Charges	1,400	1,300	1,300	6,000	6,000	6,000
100-6200-6850-00	License and Permit Fees	General	175	0	200	100	100	100
100-6200-7400-00	Office Supplies and Expenses	General	3,594	2,788	2,075	1,850	1,850	1,850
100-6200-7410-00	Postage	General	7,400	7,187	6,500	4,600	4,600	4,600
100-6200-7420-00	Duplicating Services	General	374	273	400	237	237	237
100-6200-7550-00	Travel	General	3,783	3,831	3,000	2,700	2,700	2,700
100-6200-7560-00	Conventions, Schools, Seminars	General	1,608	2,803	1,500	2,500	2,500	2,500
100-6200-7580-00	Dues and Memberships	General	378	255	400	228	228	228
100-6200-7800-00	Legal Publication and Printing	General	284	0	0	0	0	0
100-6200-7850-00	Pre-employment Testing	General	160	570	400	385	385	385
100-6200-7900-00	Miscellaneous	General	118	120	0	160	160	160
Total Materials and Services			351,847	376,176	363,699	260,188	260,188	260,188
100-6200-8200-00	Furniture and Equipment	General	13,600	0	0	0	0	0
100-6200-8200-99	Furniture and Equipment	Noninventory	2,909	0	7,000	0	0	0
Total Capital Outlay			16,509	0	7,000	0	0	0
Total Expenditures			1,770,724	1,792,646	1,796,158	1,354,398	1,354,398	1,354,398

Douglas County, Oregon
General Fund
Library

PERSONNEL SERVICES					
	Actual	Actual	Revised	Budget	
	FTE	FTE	Budget	FY 16-17	
	FY 13-14	FY 14-15	FTE	FTE	Amount
Library Director	1.00	1.00	1.00	0.50	39,537
Library Computer Spt Tech	0.80	0.80	1.55	1.13	42,305
Librarian 2	1.60	1.60	2.00	1.26	52,606
Librarian 1	3.75	3.75	2.90	2.26	93,143
Library Circulation Supervisor	1.00	1.00	1.00	0.88	39,842
Branch Librarian	6.00	6.00	6.00	4.13	152,794
Library Technician 2	0.85	0.85	0.85	0.50	13,020
Library Technician 1	1.50	1.50	2.45	1.58	38,662
Division Business Manager				0.50	29,641
Office Manager 2	1.00	1.00	1.00		
Department Assistant 4	1.60	1.60	4.50	1.76	50,753
Department Assistant 3	6.95	6.95	3.95	3.07	77,665
Total Regular	<u>26.05</u>	<u>26.05</u>	<u>27.20</u>	<u>17.57</u>	<u>629,968</u>
Temporary					10,000
PERS		23.25%, 32.48%			167,324
Social Security		7.65%			48,958
Worker's Compensation		0.75%			4,800
Unemployment		0.60%			3,840
Medical & Dental Insurance		\$1,365/mo			229,320
Total Personnel Services					<u>1,094,210</u>

MUSEUM



Douglas County, Oregon
General Fund
Museum (6000)

	Actual FY 12-13	Actual FY 13-14	Actual FY 14-15	Revised Budget FY 15-16	Proposed FY 16-17	Approved FY 16-17	Adopted FY 16-17
<u>TOTAL DEPARTMENT</u>							
<u>RESOURCES</u>							
Charges, Fees, Sales	150,603	145,366	153,738	158,250	166,250	166,250	166,250
Contributions and Donations	5,661	15,603	4,941	109,228	23,245	26,543	26,543
Transfer In: Title III				75,250			
Total	<u>156,264</u>	<u>160,969</u>	<u>158,679</u>	<u>342,728</u>	<u>189,495</u>	<u>192,793</u>	<u>192,793</u>
<u>REQUIREMENTS</u>							
Personnel Services	283,046	296,282	333,304	296,623	296,388	296,388	296,388
Materials & Services	137,077	111,091	111,000	268,580	165,960	165,960	165,960
Capital Outlay		6,234					
Total	<u>420,123</u>	<u>413,607</u>	<u>444,304</u>	<u>565,203</u>	<u>462,348</u>	<u>462,348</u>	<u>462,348</u>
General Resource Contribution Required	263,859	252,638	285,625	222,475	272,853	269,555	269,555
Staffing FTE	4.00	4.00	4.50	3.22	2.50	2.50	2.50
<u>MUSEUM GENERAL OPERATIONS</u>							
Fees and Admissions / Donations	(40,582)	(53,541)	(43,287)	(50,750)	(49,250)	(52,548)	(52,548)
Requirements	<u>301,860</u>	<u>140,034</u>	<u>311,408</u>	<u>293,851</u>	<u>299,095</u>	<u>299,095</u>	<u>299,095</u>
General Resource Contribution Required	261,278	86,493	268,121	243,101	249,845	246,547	246,547
<u>COASTAL MUSEUM</u>							
Lighthouse Tours / Donations / Gift Shop Sales	(115,682)	(107,428)	(115,392)	(115,000)	(118,500)	(118,500)	(118,500)
Requirements	<u>118,263</u>	<u>121,409</u>	<u>127,457</u>	<u>94,374</u>	<u>94,428</u>	<u>94,428</u>	<u>94,428</u>
General Resource Contribution Required	2,581	13,981	12,065	(20,626)	(24,072)	(24,072)	(24,072)
<u>GRANTS, LOCAL ASSISTANCE AND SPECIAL PROJECTS</u>							
Transfer In - Title III				(75,250)			
Contributions & Donations- Museum Foundation				(101,728)	(21,745)	(21,745)	(21,745)
Requirements			5,439	<u>176,978</u>	<u>68,825</u>	<u>68,825</u>	<u>68,825</u>
General Resource Contribution Required			5,439		47,080	47,080	47,080
Total General Resource Contribution Required	263,859	100,474	285,625	222,475	272,853	269,555	269,555

Douglas County, Oregon
General Fund
Museum

Department Detail

			Actual	Actual	Revised	Proposed	Approved	Adopted
			FY 13-14	FY 14-15	Budget	FY 16-17	FY 16-17	FY 16-17
					FY 15-16			
100-6000-2750-00	Fees and Admissions	General	15,457	17,808	20,000	20,000	20,000	20,000
100-6000-2750-02	Fees and Admissions	Lighthouse Tours	25,212	25,272	30,000	37,500	37,500	37,500
100-6000-2750-30	Fees and Admissions	Memberships	7,138	7,975	7,500	7,500	7,500	7,500
100-6000-2750-35	Fees and Admissions	School Groups	2,610	927	2,500	2,500	2,500	2,500
100-6000-3820-03	Rents, Leases and Royalties	Land & Buildings	2,800	2,365	3,000	2,500	2,500	2,500
100-6000-3840-00	Contributions and Donations	General	7,617	4,871	7,500	1,500	1,500	1,500
100-6000-3840-02	Contributions and Donations	Museum Foundation	7,986	0	101,728	21,745	25,043	25,043
100-6000-3840-03	Contributions and Donations	Lighthouse	0	70	0	0	0	0
100-6000-3870-01	Other Sales	Gift Shop Sales	90,634	98,000	93,250	93,250	93,250	93,250
100-6000-3879-00	Miscellaneous	General	0	76	0	0	0	0
100-6000-3879-01	Miscellaneous	Photographic Services	1,515	1,315	2,000	3,000	3,000	3,000
100-6000-3900-26	Operating Transfers In	Title III	0	0	75,250	0	0	0
Total Revenue			160,969	158,679	342,728	189,495	192,793	192,793
100-6000-4000-00	Regular Employees	General	170,411	195,393	169,680	140,034	140,034	140,034
100-6000-4030-00	Temporary Employees	General	5,557	4,744	16,425	67,844	67,844	67,844
100-6000-4500-00	PERS	General	45,593	50,967	45,374	37,039	37,039	37,039
100-6000-4510-00	Social Security	General	13,661	15,585	14,237	15,903	15,903	15,903
100-6000-4520-00	Workers' Compensation	General	616	700	651	1,560	1,560	1,560
100-6000-4520-01	Workers' Compensation	Workers Comp Claims	8	433	0	0	0	0
100-6000-4530-00	Medical and Dental Insurance	General	59,224	64,881	49,140	32,760	32,760	32,760
100-6000-4540-00	Unemployment	General	1,212	601	1,116	1,248	1,248	1,248
Total Personnel Services			296,282	333,304	296,623	296,388	296,388	296,388
100-6000-5050-00	Security Services	General	958	816	1,000	1,000	1,000	1,000
100-6000-5099-00	Other Professional Services	General	5,000	0	0	9,580	9,580	9,580
100-6000-5099-35	Other Professional Services	AmeriCorps	0	0	7,800	0	0	0
100-6000-6290-00	Software Purchases	General	500	1,153	700	700	700	700
100-6000-6295-00	Equipment-Noninventory	General	1,080	0	1,500	1,500	1,500	1,500
100-6000-6299-00	Other Materials and Supplies	General	136	49	75,250	37,500	37,500	37,500
100-6000-6299-01	Other Materials and Supplies	Museum Exhibits	49	40	50,050	50	50	50
100-6000-6299-02	Other Materials and Supplies	Store Purchases	43,844	47,277	46,370	47,500	47,500	47,500
100-6000-6299-03	Other Materials and Supplies	Curatorial Supplies	924	2,129	1,000	500	500	500
100-6000-6299-04	Other Materials and Supplies	Gift Shop	222	846	250	250	250	250

Douglas County, Oregon
 General Fund
 Museum

Department Detail

			Actual	Actual	Revised	Proposed	Approved	Adopted
			FY 13-14	FY 14-15	Budget	FY 16-17	FY 16-17	FY 16-17
					FY 15-16			
100-6000-6299-10	Other Materials and Supplies	Educational Supplies	0	0	20,000	0	0	0
100-6000-6500-00	Interdept Vehicle Expense	General	3,223	1,803	3,250	2,000	2,000	2,000
100-6000-6510-10	Equip/Vehicle Main & Repair	Communications System M&R	29	0	0	0	0	0
100-6000-6510-80	Equip/Vehicle Main & Repair	Office & DP Equip	514	1,336	500	600	600	600
100-6000-6550-00	Building and Grounds Main	General	945	2,759	500	2,000	2,000	2,000
100-6000-6680-01	Communication	Telephone	4,152	4,356	5,000	4,500	4,500	4,500
100-6000-6685-01	Utilities	Electric	30,546	28,509	31,500	31,000	31,000	31,000
100-6000-6685-02	Utilities	Heat	4,813	4,856	6,500	6,000	6,000	6,000
100-6000-6685-03	Utilities	Water and Sewer	5,107	5,807	6,750	6,500	6,500	6,500
100-6000-6685-04	Utilities	Garbage	555	555	660	750	750	750
100-6000-6685-08	Utilities	Cable TV-Caretakers	1,029	1,430	1,000	1,500	1,500	1,500
100-6000-6720-01	Fire/Liability Insurance	Liability Ins Interdept Charges	300	300	3,200	2,800	2,800	2,800
100-6000-6720-02	Fire/Liability Insurance	Liability Insurance	1,302	1,338	1,500	1,400	1,400	1,400
100-6000-6730-00	Liability Claims	General	1,790	0	0	0	0	0
100-6000-7300-00	Advertising/Publicity	General	270	180	0	180	180	180
100-6000-7400-00	Office Supplies and Expenses	General	766	1,977	900	4,250	4,250	4,250
100-6000-7410-00	Postage	General	368	496	400	650	650	650
100-6000-7550-00	Travel	General	17	0	0	0	0	0
100-6000-7900-00	Miscellaneous	General	0	175	0	0	0	0
100-6000-7900-04	Miscellaneous	Bank Card Fees	2,652	2,813	3,000	3,250	3,250	3,250
Total Materials and Services			111,091	111,000	268,580	165,960	165,960	165,960
100-6000-8200-00	Furniture and Equipment	General	6,234	0	0	0	0	0
Total Capital Outlay			6,234	0	0	0	0	0
Total Expenditures			413,607	444,304	565,203	462,348	462,348	462,348

Douglas County, Oregon
General Fund
Museum

PERSONNEL SERVICES					
	Actual	Actual	Revised	Budget	
	FTE	FTE	Budget	FY 16-17	
	FY 13-14	FY 14-15	FTE	FTE	Amount
Museum Director	1.00	1.00	1.00	1.00	82,636
Museum Educator		0.50	0.50	0.50	16,442
Museum Operations Technician	1.00	1.00	0.50	1.00	40,956
Museum Research Librarian	1.00	1.00	1.00		
Umpqua River Lighthouse/Curator	1.00	1.00	0.22		
Total Regular	<u>4.00</u>	<u>4.50</u>	<u>3.22</u>	<u>2.50</u>	<u>140,034</u>
Temporary					67,844
PERS		23.25%, 32.48%			37,039
Social Security		7.65%			15,903
Worker's Compensation		0.75%			1,560
Unemployment		0.60%			1,248
Medical & Dental Insurance		\$1,365/mo			<u>32,760</u>
Total Personnel Services					<u><u>296,388</u></u>

Douglas County, Oregon
 General Fund
 Nondepartmental (0900)

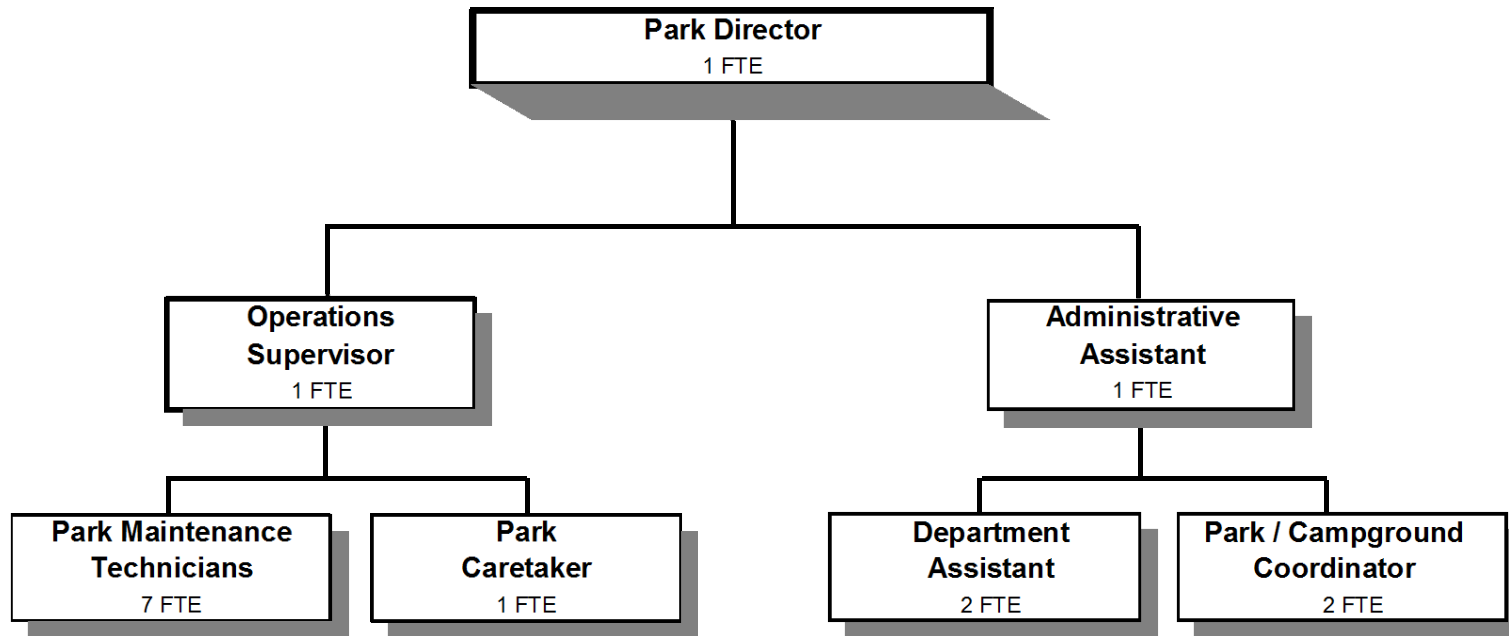
	Actual FY 12-13	Actual FY 13-14	Actual FY 14-15	Revised Budget FY 15-16	Proposed FY 16-17	Approved FY 16-17	Adopted FY 16-17
<u>REQUIREMENTS</u>							
Materials & Services	346,135	318,715	472,919	1,625,000	2,401,000	2,401,000	2,401,000
Capital Outlay					350,000	350,000	350,000
Total	<u>346,135</u>	<u>318,715</u>	<u>472,919</u>	<u>1,625,000</u>	<u>2,751,000</u>	<u>2,751,000</u>	<u>2,751,000</u>
General Resource Contribution Required	346,135	318,715	472,919	1,625,000	2,751,000	2,751,000	2,751,000
Capital Outlay - Building Improvements							<u>350,000</u>

Douglas County, Oregon
 General Fund
 Nondepartmental

Department Detail

			Actual	Actual	Revised	Proposed	Approved	Adopted
			FY 13-14	FY 14-15	Budget	FY 16-17	FY 16-17	FY 16-17
					FY 15-16			
100-0900-5000-00	Legal Services	General	33,665	2,500	140,000	140,000	140,000	140,000
100-0900-5099-00	Other Professional Services	General	155,568	119,985	186,000	170,000	170,000	170,000
100-0900-5099-55	Other Professional Services	Mediation Services	0	69,181	70,000	70,000	70,000	70,000
100-0900-5500-10	Intergov't Assistance	Port of Umpqua (CBWR)	36,516	34,025	0	0	0	0
100-0900-5500-18	Intergov't Assistance	Gardiner Sanitary	0	167,638	1,000,000	1,800,000	1,800,000	1,800,000
100-0900-6299-00	Other Materials and Supplies	General	4,429	1,210	10,000	10,000	10,000	10,000
100-0900-6460-00	Software Rental	General	18,052	21,284	21,000	22,000	22,000	22,000
100-0900-6680-01	Communication	Telephone	0	2,150	1,000	0	0	0
100-0900-6680-15	Communication	Cell Phones	0	4,792	0	0	0	0
100-0900-6680-16	Communication	Wireless Data Communications	0	4,240	0	0	0	0
100-0900-6685-01	Utilities	Electric	0	1,287	0	0	0	0
100-0900-6685-02	Utilities	Heat	0	34	0	0	0	0
100-0900-6685-03	Utilities	Water and Sewer	0	84	0	0	0	0
100-0900-7580-00	Dues and Memberships	General	71,673	45,823	195,000	187,000	187,000	187,000
100-0900-7800-00	Legal Publication and Printing	General	0	0	2,000	2,000	2,000	2,000
100-0900-7900-00	Miscellaneous	General	(1,188)	(1,314)	0	0	0	0
Total Materials and Services			318,715	472,919	1,625,000	2,401,000	2,401,000	2,401,000
100-0900-8100-99	Buildings and Improvements	General	0	0	0	350,000	350,000	350,000
Total Capital Outlay			0	0	0	350,000	350,000	350,000
Total Expenditures			318,715	472,919	1,625,000	2,751,000	2,751,000	2,751,000

PARKS



	Actual FY 12-13	Actual FY 13-14	Actual FY 14-15	Revised Budget FY 15-16	Proposed FY 16-17	Approved FY 16-17	Adopted FY 16-17
<u>GENERAL OPERATIONS</u>							
<u>RESOURCES</u>							
Intergovernmental Revenues	326,734	327,946	399,847	344,267	368,000	368,000	368,000
Charges, Fees, Rents & Other Sales	738,829	748,286	736,529	875,680	1,089,300	1,190,591	1,190,591
Total	1,065,563	1,076,232	1,136,376	1,219,947	1,457,300	1,558,591	1,558,591
<u>REQUIREMENTS</u>							
Personnel Services	777,429	782,029	817,262	894,407	1,053,546	1,053,546	1,053,546
Materials and Services	505,624	510,515	575,582	567,980	505,045	505,045	505,045
Capital Outlay	22,900	22,537	13,490	10,000			
Total	1,305,953	1,315,081	1,406,334	1,472,387	1,558,591	1,558,591	1,558,591
General Resource Contribution Required	240,390	238,849	269,958	252,440	101,291	0	0
<u>PARKS PROJECTS</u>							
<u>RESOURCES</u>							
Intergovernmental Revenues		72,691	125,552		421,500	421,500	421,500
Timber Sales, Sale of Surplus Property	446,796		25,000	385,000			
Total	446,796	72,691	150,552	385,000	421,500	421,500	421,500
<u>REQUIREMENTS</u>							
Materials and Services		10,832	16,209	175,000	55,000	55,000	55,000
Capital Outlay		207,948	303,890	360,000	1,006,500	1,006,500	1,006,500
Total		218,780	320,099	535,000	1,061,500	1,061,500	1,061,500
General Resource (Contribution) Required	(446,796)	146,089	169,547	150,000	640,000	640,000	640,000
TOTAL GENERAL RESOURCE CONTRIBUTION REQUIRED							
Resources (Over) Under Requirements, including Kanipe listed on following page	(206,406)	384,938	575,556	402,440	741,291	640,000	640,000

Department Overview continued on following page

	Actual FY 12-13	Actual FY 13-14	Actual FY 14-15	Revised Budget FY 15-16	Proposed FY 16-17	Approved FY 16-17	Adopted FY 16-17
<u>KANIPE DEDICATED FUNDS (begin FY13)</u>							
<u>RESOURCES</u>							
Beginning Balance - Restricted Use		84,682	53,638				
Intergovernmental and Other Revenues	109,180	12,460	26,274	51,300	48,849	48,849	48,849
Donations			81,829				
Total	<u>109,180</u>	<u>97,142</u>	<u>161,741</u>	<u>51,300</u>	<u>48,849</u>	<u>48,849</u>	<u>48,849</u>
<u>REQUIREMENTS</u>							
Personnel Services	16,417	22,062	36,444	43,624	43,819	43,819	43,819
Materials & Services	8,081	21,052	34,089	7,676	5,030	5,030	5,030
Capital Outlay		390	227,259				
Total	<u>24,498</u>	<u>43,504</u>	<u>297,792</u>	<u>51,300</u>	<u>48,849</u>	<u>48,849</u>	<u>48,849</u>
Ending Balance - Restricted Use	84,682	53,638					
General Resource Contribution Required			136,051				

<u>TOTAL DEPARTMENT</u>							
Revenues	<u>1,621,539</u>	<u>1,161,383</u>	<u>1,395,031</u>	<u>1,656,247</u>	<u>1,927,649</u>	<u>2,028,940</u>	<u>2,028,940</u>
Expenditures:							
Personnel Services	793,846	804,091	853,706	938,031	1,097,365	1,097,365	1,097,365
Materials & Services	513,705	542,399	625,880	750,656	565,075	565,075	565,075
Capital Outlay	22,900	230,875	544,639	370,000	1,006,500	1,006,500	1,006,500
Total Expenditures	<u>1,330,451</u>	<u>1,577,365</u>	<u>2,024,225</u>	<u>2,058,687</u>	<u>2,668,940</u>	<u>2,668,940</u>	<u>2,668,940</u>
Staffing FTE	13.20	14.44	13.94	14.32	15.00	15.00	15.00

Capital Outlay							
Windy Cove Bathroom							298,500
Crab Dock							538,000
Scottsburg Campground							120,000
Windy Cove B Office							10,000
Windy Cove B Cabin							40,000
							<u>1,006,500</u>

Douglas County, Oregon
General Fund
Parks

Department Detail

			Actual	Actual	Revised	Proposed	Approved	Adopted
			FY 13-14	FY 14-15	Budget	FY 16-17	FY 16-17	FY 16-17
					FY 15-16			
100-6100-2450-08	Solid Waste Fees	Sewage Disposal Fees	1,100	1,510	1,500	2,000	2,000	2,000
100-6100-2700-00	Camp Revenues	General	0	490	21,750	15,000	15,000	15,000
100-6100-2700-01	Camp Revenues	Windy Cove A	59,026	74,363	75,000	85,000	85,000	85,000
100-6100-2700-02	Camp Revenues	Windy Cove B	157,917	132,738	180,000	150,000	150,000	150,000
100-6100-2700-03	Camp Revenues	Whistlers Bend	47,934	49,975	88,000	93,000	93,000	93,000
100-6100-2700-04	Camp Revenues	Stanton Park	60,482	65,903	67,000	70,000	70,000	70,000
100-6100-2700-05	Camp Revenues	Pass Creek Park	23,803	39,284	26,000	40,000	40,000	40,000
100-6100-2700-06	Camp Revenues	Amacher Park	23,028	22,102	25,000	25,000	25,000	25,000
100-6100-2700-07	Camp Revenues	Yurt Rentals	13,451	14,233	15,000	24,000	24,000	24,000
100-6100-2700-08	Camp Revenues	Yurts Reservation Fees	1,730	1,790	1,970	2,700	2,700	2,700
100-6100-2700-09	Camp Revenues	Chief Miwaleta Park	27,175	20,801	35,000	30,000	30,000	30,000
100-6100-2700-10	Camp Revenues	Cabin Rentals-Miwaleta	32,358	38,271	35,000	45,000	45,000	45,000
100-6100-2700-11	Camp Revenues	Cabin Reservations-Miwaleta	1,210	1,660	1,460	2,000	2,000	2,000
100-6100-2700-12	Camp Revenues	Cabin Rentals-Windy Cove	19,295	20,506	25,000	35,000	35,000	35,000
100-6100-2700-15	Camp Revenues	Half Moon Bay	112,247	130,775	129,000	140,000	140,000	140,000
100-6100-2700-18	Camp Revenues	Sand Camping-Coast	8,107	12,117	10,040	15,000	15,000	15,000
100-6100-2700-31	Camp Revenues	Reserve Fees-Cabins-Windy B	630	870	730	1,400	1,400	1,400
100-6100-2700-32	Camp Revenues	Reserve Fees-Windy Cove B	7,140	8,710	9,000	11,000	11,000	11,000
100-6100-2700-33	Camp Revenues	Reserve Fees-Whistlers Bend	2,970	4,160	3,150	8,000	8,000	8,000
100-6100-2700-34	Camp Revenues	Reserve Fees-Stanton Park	980	1,990	1,040	2,000	2,000	2,000
100-6100-2700-35	Camp Revenues	Reserve Fees-Moon Bay	6,770	9,140	6,310	11,000	11,000	11,000
100-6100-2700-36	Camp Revenues	Reserve Fees-Windy Cove A	1,420	3,210	1,460	4,000	4,000	4,000
100-6100-2700-37	Camp Revenues	Reserve Fees-Amacher	310	600	240	600	600	600
100-6100-2700-38	Camp Revenues	Reserve Fees-Pass Creek	160	560	220	500	500	500
100-6100-2700-39	Camp Revenues	Reservation Fees - Kanipe	0	50	0	500	500	500
100-6100-2700-75	Camp Revenues	Extra Vehicle Fees	5,499	7,725	5,440	9,800	9,800	9,800
100-6100-2700-82	Camp Revenues	Non Camper Showers	1,687	2,167	1,600	4,000	4,000	4,000
100-6100-2700-85	Camp Revenues	Laundromat	511	732	710	1,000	1,000	1,000
100-6100-2750-01	Fees and Admissions	Whale Watching Viewer	1,271	1,336	1,100	1,100	1,100	1,100
100-6100-2750-03	Fees and Admissions	Special Event Permits	27,272	26,982	17,100	29,600	29,600	29,600
100-6100-2750-05	Fees and Admissions	Parking Fees	0	196	85,250	216,549	317,840	317,840
100-6100-3030-00	Restitution	General	0	350	0	0	0	0
100-6100-3290-43	State/Fed-Other Assistance	OR Parks & Recreation	60,234	57,907	69,102	61,000	61,000	61,000
100-6100-3390-01	State-Other Assistance	Marine Board Grants	0	23,956	25,000	25,000	25,000	25,000
100-6100-3390-02	State-Other Assistance	OR Marine Board	67,825	67,861	30,165	42,000	42,000	42,000

Douglas County, Oregon
General Fund
Parks

Department Detail

			Actual	Actual	Revised	Proposed	Approved	Adopted
			FY 13-14	FY 14-15	Budget	FY 16-17	FY 16-17	FY 16-17
					FY 15-16			
100-6100-3390-70	State-Other Assistance	ATV Grant	0	3,917	0	0	0	0
100-6100-3390-71	State-Other Assistance	OR Parks & Recreation	72,691	121,635	0	396,500	396,500	396,500
100-6100-3450-05	Shared Revenues	R.V. Licenses	199,887	264,281	232,000	280,000	280,000	280,000
100-6100-3820-01	Rents, Leases and Royalties	Pavilion Rental	15,752	15,711	15,500	15,000	15,000	15,000
100-6100-3820-03	Rents, Leases and Royalties	Land & Buildings	16,535	17,494	22,200	22,200	22,200	22,200
100-6100-3820-07	Rents, Leases and Royalties	Early Reserve Fees-Pavilion	2,280	2,370	2,300	2,400	2,400	2,400
100-6100-3820-09	Rents, Leases and Royalties	Helleck Hall	2,350	2,255	1,600	4,000	4,000	4,000
100-6100-3820-12	Rents, Leases and Royalties	Reservation Fees - Helleck Hall	100	220	160	300	300	300
100-6100-3840-00	Contributions and Donations	General	200	81,834	0	0	0	0
100-6100-3870-00	Other Sales	General	4,001	1,396	1,500	1,500	1,500	1,500
100-6100-3870-80	Other Sales	Sale of Inventory	541	222	0	0	0	0
100-6100-3870-85	Other Sales	Sales of Surplus Property	70,704	10,549	0	0	0	0
100-6100-3870-90	Other Sales	Standing Timber Sales	0	25,000	385,000	0	0	0
100-6100-3879-00	Miscellaneous	General	2,214	2,827	1,500	3,000	3,000	3,000
100-6100-3879-80	Miscellaneous	Cash Over/Short	71	765	50	0	0	0
100-6100-3879-90	Miscellaneous	Subrogating Claim Recovery	536	160	0	0	0	0
100-6100-3879-95	Miscellaneous	NSF Checks	(21)	(625)	100	0	0	0
Total Revenue			1,161,383	1,395,031	1,656,247	1,927,649	2,028,940	2,028,940
100-6100-4000-00	Regular Employees	General	412,993	448,552	496,154	577,637	577,637	577,637
100-6100-4030-00	Temporary Employees	General	53,928	50,961	36,000	43,000	43,000	43,000
100-6100-4050-00	Overtime	General	4,280	1,195	3,000	3,000	3,000	3,000
100-6100-4500-00	PERS	General	114,166	123,406	138,695	163,964	163,964	163,964
100-6100-4510-00	Social Security	General	34,387	36,920	40,939	47,709	47,709	47,709
100-6100-4520-00	Workers' Compensation	General	1,701	1,772	3,784	12,581	12,581	12,581
100-6100-4520-01	Workers' Compensation	Workers Comp Claims	2,620	2,904	0	0	0	0
100-6100-4530-00	Medical and Dental Insurance	General	176,667	186,478	216,216	245,700	245,700	245,700
100-6100-4540-00	Unemployment	General	3,349	1,518	3,243	3,774	3,774	3,774
Total Personnel Services			804,091	853,706	938,031	1,097,365	1,097,365	1,097,365
100-6100-5099-00	Other Professional Services	General	22,787	5,724	73,280	2,500	2,500	2,500
100-6100-5099-03	Other Professional Services	Master Plan	0	0	50,000	0	0	0
100-6100-6060-00	Tools	General	1,869	4,741	4,900	3,000	3,000	3,000
100-6100-6065-00	Fuel and Oil	General	73,450	59,307	65,476	42,000	42,000	42,000

Douglas County, Oregon
General Fund
Parks

Department Detail

			Actual	Actual	Revised	Proposed	Approved	Adopted
			FY 13-14	FY 14-15	Budget	FY 16-17	FY 16-17	FY 16-17
					FY 15-16			
100-6100-6290-00	Software Purchases	General	3,899	2,770	3,500	3,900	3,900	3,900
100-6100-6295-00	Equipment-Noninventory	General	6,326	7,530	5,300	4,000	4,000	4,000
100-6100-6299-00	Other Materials and Supplies	General	8,830	9,611	2,700	10,900	10,900	10,900
100-6100-6450-00	Equipment/Vehicle Rent	General	2,091	5,391	1,700	500	500	500
100-6100-6450-02	Equipment/Vehicle Rent	Copy Machines	138	103	100	300	300	300
100-6100-6460-00	Software Rental	General	7,850	14,149	15,000	15,000	15,000	15,000
100-6100-6510-40	Equip/Vehicle Main & Repair	Vehicle Maintenance	13,413	20,176	28,500	18,500	18,500	18,500
100-6100-6510-42	Equip/Vehicle Main & Repair	Equipment Maintenance	25,341	27,823	19,300	25,500	25,500	25,500
100-6100-6550-00	Building and Grounds Main	General	39,432	88,462	137,100	95,000	95,000	95,000
100-6100-6550-05	Building and Grounds Main	Custodial Supplies	24,401	16,025	17,200	20,000	20,000	20,000
100-6100-6550-10	Building and Grounds Main	Structural M&R	25,867	42,831	23,000	5,000	5,000	5,000
100-6100-6550-20	Building and Grounds Main	M&R Contracts	42,715	64,617	59,900	50,300	50,300	50,300
100-6100-6680-01	Communication	Telephone	13,168	14,320	15,500	15,660	15,660	15,660
100-6100-6685-01	Utilities	Electric	103,926	93,798	93,000	91,900	91,900	91,900
100-6100-6685-02	Utilities	Heat	2,617	2,923	2,000	3,500	3,500	3,500
100-6100-6685-03	Utilities	Water and Sewer	60,820	76,169	65,000	70,000	70,000	70,000
100-6100-6685-04	Utilities	Garbage	18,214	24,321	25,000	50,000	50,000	50,000
100-6100-6685-07	Utilities	Cable TV	12,228	3,282	5,000	2,000	2,000	2,000
100-6100-6685-08	Utilities	Cable TV-Caretakers	2,336	3,729	3,000	0	0	0
100-6100-6720-01	Fire/Liability Insurance	Liability Ins Interdept Charges	800	700	1,000	4,300	4,300	4,300
100-6100-6730-00	Liability Claims	General	104	0	1,200	0	0	0
100-6100-6850-00	License and Permit Fees	General	4,820	3,890	4,175	2,200	2,200	2,200
100-6100-6870-00	Laboratory and Testing	General	4,505	3,566	3,000	2,500	2,500	2,500
100-6100-7300-00	Advertising/Publicity	General	2,647	958	2,200	1,000	1,000	1,000
100-6100-7400-00	Office Supplies and Expenses	General	2,856	11,538	5,900	5,500	5,500	5,500
100-6100-7410-00	Postage	General	207	230	325	1,500	1,500	1,500
100-6100-7550-00	Travel	General	379	390	800	300	300	300
100-6100-7560-00	Conventions, Schools, Seminars	General	220	355	500	545	545	545
100-6100-7580-00	Dues and Memberships	General	170	320	300	300	300	300
100-6100-7800-00	Legal Publication and Printing	General	222	0	1,000	200	200	200
100-6100-7820-00	Advisory Committee Expense	General	57	77	100	200	200	200
100-6100-7850-00	Pre-employment Testing	General	1,042	1,252	1,200	400	400	400
100-6100-7900-00	Miscellaneous	General	270	1,193	500	500	500	500

Douglas County, Oregon
 General Fund
 Parks

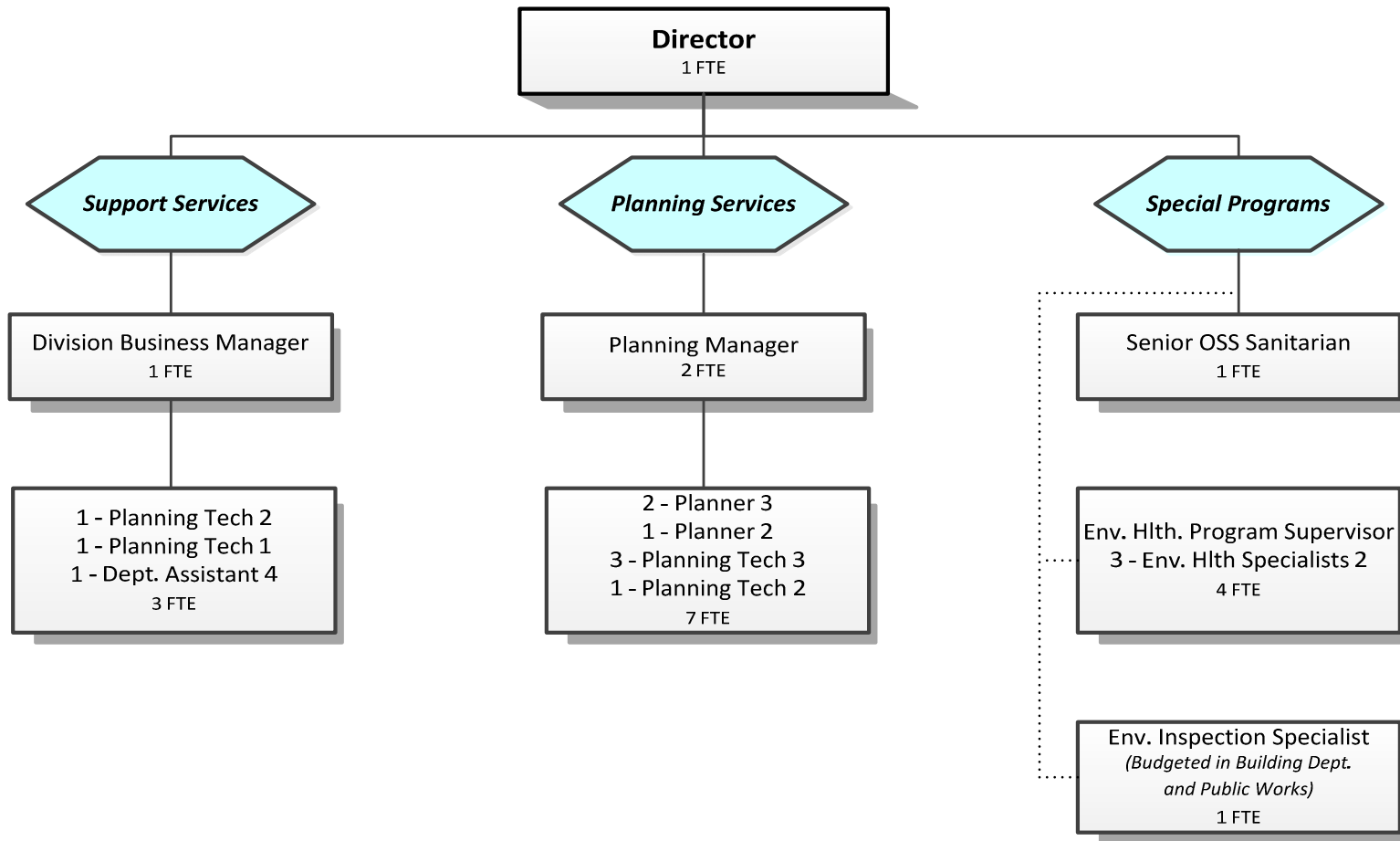
Department Detail

			Actual	Actual	Revised	Proposed	Approved	Adopted
			FY 13-14	FY 14-15	Budget	FY 16-17	FY 16-17	FY 16-17
					FY 15-16			
100-6100-7900-01	Miscellaneous	Assessments	1,118	1,157	0	1,170	1,170	1,170
100-6100-7900-04	Miscellaneous	Bank Card Fees	11,264	12,452	13,000	15,000	15,000	15,000
Total Materials and Services			542,399	625,880	750,656	565,075	565,075	565,075
100-6100-8100-00	Buildings and Improvements	General	133,732	241,198	330,000	1,006,500	1,006,500	1,006,500
100-6100-8100-99	Buildings and Improvements	Noninventory	9,629	1,000	0	0	0	0
100-6100-8200-99	Furniture and Equipment	Noninventory	0	20,875	30,000	0	0	0
100-6100-8300-00	Vehicles and Heavy Equipment	General	14,192	8,500	10,000	0	0	0
100-6100-8300-99	Vehicles and Heavy Equipment	Noninventory	8,345	3,990	0	0	0	0
100-6100-8800-00	Work in Progress	Miscellaneous	64,977	269,076	0	0	0	0
Total Capital Outlay			230,875	544,639	370,000	1,006,500	1,006,500	1,006,500
Total Expenditures			1,577,365	2,024,225	2,058,687	2,668,940	2,668,940	2,668,940

Douglas County, Oregon
General Fund
Parks

PERSONNEL SERVICES					
	Actual	Actual	Revised	Budget	
	FTE	FTE	FTE	FY 16-17	
	<u>FY 13-14</u>	<u>FY 14-15</u>	<u>FY 15-16</u>	<u>FTE</u>	<u>Amount</u>
Park Director				1.00	82,555
Land and Park Director	0.20	0.20	0.20		
Park Operations Supervisor	1.00	1.00	1.00	1.00	53,912
Park Campground Coordinator				2.00	69,365
Park Maintenance Technician 3	1.00	1.00	1.00	1.00	43,454
Park Maintenance Technician 2	2.00	1.00	1.00	1.00	44,325
Park Maintenance Technician 1	5.00	5.50	6.50	5.00	178,447
Park Groundskeeper		1.00			
Park Caretaker	3.00	2.00	2.00	1.00	14,253
Administrative Assistant		1.00	1.00	1.00	41,018
Executive Admin Assistant	1.00				
Department Assistant 4	1.24		1.00	2.00	50,308
Department Assistant 3		1.24	0.62		
Total Regular	<u>14.44</u>	<u>13.94</u>	<u>14.32</u>	<u>15.00</u>	<u>577,637</u>
Temporary					43,000
Overtime					3,000
PERS		23.25%, 32.48%			163,964
Social Security		7.65%			47,709
Worker's Compensation		2.00%			12,581
Unemployment		0.60%			3,774
Medical & Dental Insurance		\$1,365/mo			<u>245,700</u>
Total Personnel Services					<u><u>1,097,365</u></u>

PLANNING DEPARTMENT



Douglas County, Oregon
General Fund
Planning (0500)

	Actual FY 12-13	Actual FY 13-14	Actual FY 14-15	Revised Budget FY 15-16	Proposed FY 16-17	Approved FY 16-17	Adopted FY 16-17
<u>TOTAL DEPARTMENT RESOURCES</u>							
Charges for Services	440,303	500,715	740,853	1,024,795	1,027,000	1,027,000	1,027,000
Intergovernmental Revenues	105,366	65,511	74,765	144,800	118,000	118,000	118,000
Transfers In: Title III	83,089	78,050	81,000	89,900	83,000	83,000	83,000
Total	628,758	644,276	896,618	1,259,495	1,228,000	1,228,000	1,228,000
<u>REQUIREMENTS</u>							
Personnel Services	1,162,152	1,202,710	1,599,492	1,661,423	1,709,888	1,709,888	1,709,888
Materials & Services	63,046	61,123	108,154	139,516	160,750	160,750	160,750
Capital Outlay			4,671				
Total	1,225,198	1,263,833	1,712,317	1,800,939	1,870,638	1,870,638	1,870,638
General Resource Contribution Required	596,440	619,557	815,699	541,444	642,638	642,638	642,638
Staffing FTE	16.00	15.00	21.00	19.00	19.00	19.00	19.00
<u>PLANNING GENERAL OPERATIONS</u>							
Charges for Services	(283,962)	(302,938)	(290,209)	(491,750)	(457,200)	(457,200)	(457,200)
Intergovernmental Revenues	(105,366)	(65,511)	(37,022)	(99,800)	(73,000)	(73,000)	(73,000)
Transfer In: Title III	(83,089)	(78,050)	(81,000)	(89,900)	(83,000)	(83,000)	(83,000)
Requirements	1,080,665	1,113,879	1,170,312	1,274,336	1,289,307	1,289,307	1,289,307
Personnel Services	1,026,424	1,060,892	1,111,785	1,190,190	1,206,507	1,206,507	1,206,507
Materials and Services	54,241	52,989	53,856	84,146	82,800	82,800	82,800
Capital Outlay			4,671				
General Resource Contribution Required	608,248	667,380	762,081	592,886	676,107	676,107	676,107
<u>SUBSURFACE SEWAGE</u>							
Charges for Services	(156,341)	(197,777)	(196,366)	(208,500)	(224,800)	(224,800)	(224,800)
Requirements	144,533	149,954	163,844	161,729	194,884	194,884	194,884
General Resource Contribution Required	(11,808)	(47,823)	(32,522)	(46,771)	(29,916)	(29,916)	(29,916)
<u>ENVIRONMENTAL HEALTH</u>							
Charges for Services			(254,278)	(324,545)	(345,000)	(345,000)	(345,000)
Intergovernmental: State Water Program			(37,743)	(45,000)	(45,000)	(45,000)	(45,000)
Requirements			378,161	364,874	386,447	386,447	386,447
General Resource Contribution Required			86,140	(4,671)	(3,553)	(3,553)	(3,553)
Total General Resource Contribution Required	596,440	619,557	815,699	541,444	642,638	642,638	642,638

Douglas County, Oregon
General Fund
Planning

Department Detail

			Actual	Actual	Revised	Proposed	Approved	Adopted
			FY 13-14	FY 14-15	Budget	FY 16-17	FY 16-17	FY 16-17
					FY 15-16			
100-0500-2030-00	Franchise Fees	General	0	0	9,500	0	0	0
100-0500-2100-00	Planning Fees and Services	General	299,273	541,211	753,545	798,600	798,600	798,600
100-0500-2100-01	Planning Fees and Services	Subsurface Sewage	195,187	195,412	208,300	224,640	224,640	224,640
100-0500-2100-02	Planning Fees and Services	Mail Room	2,000	2,000	1,500	1,500	1,500	1,500
100-0500-2100-03	Planning Fees and Services	Master Plan	0	0	50,000	0	0	0
100-0500-2280-02	Duplicating Services	Photocopies	116	99	600	1,080	1,080	1,080
100-0500-3200-90	State/Fed-Health Division	State Water Program	0	37,743	45,000	45,000	45,000	45,000
100-0500-3250-01	State/Fed-Transportation Dept	Parks-Hist Preservation	(25)	0	12,000	7,000	7,000	7,000
100-0500-3290-30	State/Fed-Other Assistance	DLCD Grant	32,500	4,747	59,000	28,000	28,000	28,000
100-0500-3350-11	State-Transportation Dept	OSP-MSAG Project	33,036	32,275	28,800	38,000	38,000	38,000
100-0500-3870-10	Other Sales	Maps and Reports	1,377	1,132	1,000	1,000	1,000	1,000
100-0500-3879-00	Miscellaneous	General	2,762	45	250	180	180	180
100-0500-3879-00	Miscellaneous	Subsurface Sewage	0	954	100	0	0	0
100-0500-3900-26	Operating Transfers In	Title III	78,050	81,000	89,900	83,000	83,000	83,000
Total Revenue			644,276	896,618	1,259,495	1,228,000	1,228,000	1,228,000
100-0500-4000-00	Regular Employees	General	729,052	948,128	961,956	1,000,457	1,000,457	1,000,457
100-0500-4030-00	Temporary Employees	General	7,432	0	19,350	12,000	12,000	12,000
100-0500-4050-00	Overtime	General	106	0	0	0	0	0
100-0500-4500-00	PERS	General	192,444	256,160	287,449	298,127	298,127	298,127
100-0500-4510-00	Social Security	General	53,241	69,279	75,070	77,453	77,453	77,453
100-0500-4520-00	Workers' Compensation	General	2,578	3,318	3,434	7,594	7,594	7,594
100-0500-4530-00	Medical and Dental Insurance	General	214,237	321,185	311,220	311,220	311,220	311,220
100-0500-4540-00	Unemployment	General	3,620	1,422	2,944	3,037	3,037	3,037
Total Personnel Services			1,202,710	1,599,492	1,661,423	1,709,888	1,709,888	1,709,888
100-0500-5199-00	Other Technical Services	General	0	532	500	500	500	500
100-0500-5350-00	Environmental Health Contracts	General	0	18,033	24,000	24,000	24,000	24,000
100-0500-5820-01	County Planning Programs	Historic Preservation	252	257	7,500	4,200	4,200	4,200
100-0500-6290-00	Software Purchases	General	1,092	2,582	9,500	10,000	10,000	10,000
100-0500-6295-00	Equipment-Noninventory	General	969	4,345	2,600	8,000	8,000	8,000
100-0500-6299-00	Other Materials and Supplies	General	224	461	680	600	600	600
100-0500-6500-00	Interdept Vehicle Expense	General	12,198	25,243	22,900	21,700	21,700	21,700
100-0500-6510-02	Equip/Vehicle Main & Repair	Equipment Service Contracts	11,663	10,684	12,500	20,000	20,000	20,000
100-0500-6680-01	Communication	Telephone	1,381	2,031	2,475	2,450	2,450	2,450

Douglas County, Oregon
General Fund
Planning

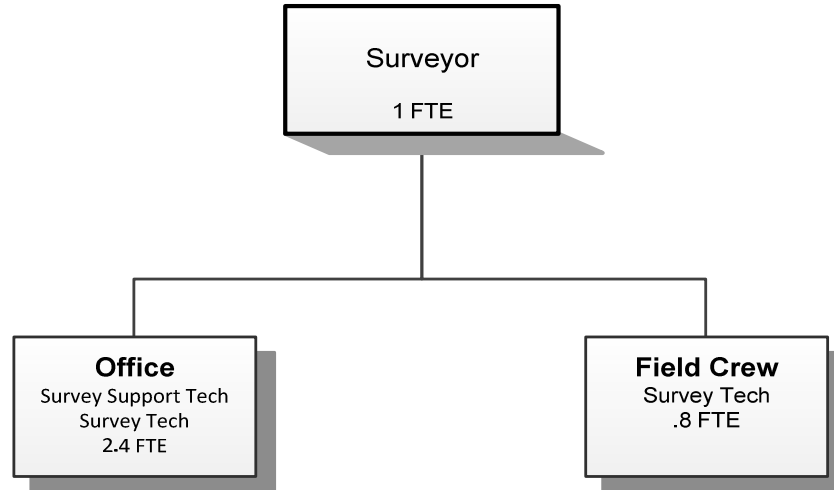
Department Detail

			Actual	Actual	Revised	Proposed	Approved	Adopted
			FY 13-14	FY 14-15	Budget	FY 16-17	FY 16-17	FY 16-17
					FY 15-16			
100-0500-6720-01	Fire/Liability Insurance	Liability Ins Interdept Charges	1,200	1,300	1,500	15,000	15,000	15,000
100-0500-7400-00	Office Supplies and Expenses	General	12,424	18,744	23,211	17,650	17,650	17,650
100-0500-7410-00	Postage	General	6,181	8,839	6,600	7,050	7,050	7,050
100-0500-7420-01	Duplicating Services	Photos, Photostats, Copying	2,220	4,647	4,750	5,000	5,000	5,000
100-0500-7500-00	Subscriptions & Periodicals	General	999	218	750	1,000	1,000	1,000
100-0500-7550-00	Travel	General	1,125	1,396	4,400	4,250	4,250	4,250
100-0500-7560-00	Conventions, Schools, Seminars	General	5,067	1,907	10,800	9,000	9,000	9,000
100-0500-7580-00	Dues and Memberships	General	1,327	1,937	2,600	2,100	2,100	2,100
100-0500-7820-00	Advisory Committee Expense	General	2,428	1,597	1,500	1,500	1,500	1,500
100-0500-7900-00	Miscellaneous	General	373	900	750	750	750	750
100-0500-7900-04	Miscellaneous	Bank Card Fees	0	2,501	0	6,000	6,000	6,000
Total Materials and Services			61,123	108,154	139,516	160,750	160,750	160,750
100-0500-8200-99	Furniture and Equipment	Noninventory	0	4,671	0	0	0	0
Total Capital Outlay			0	4,671	0	0	0	0
Total Expenditures			1,263,833	1,712,317	1,800,939	1,870,638	1,870,638	1,870,638
Expenditures by Program:								
Planning			1,116,879	1,170,312	1,274,336	1,289,307	1,289,307	1,289,307
Subsurface Sewage			146,954	163,844	161,729	194,884	194,884	194,884
Environmental Health			0	378,161	364,874	386,447	386,447	386,447
 Total Expenditures			1,263,833	1,712,317	1,800,939	1,870,638	1,870,638	1,870,638

Douglas County, Oregon
General Fund
Planning

PERSONNEL SERVICES					
	Actual	Actual	Revised	Budget	
	FTE	FTE	Budget	FY 16-17	
	FY 13-14	FY 14-15	FY 15-16	FTE	Amount
Planning Director	1.00	1.00	1.00	1.00	104,520
Senior Sanitarian	1.00	1.00	1.00	1.00	61,463
Environmental Health Prog Supervisor		1.00	1.00	1.00	54,744
Environmental Health Specialist 2		2.00	2.00	3.00	135,004
Environmental Health Specialist 1		1.00	1.00		
Planning Manager	1.00	1.00	1.00	2.00	149,881
Senior Planner	1.00	1.00	1.00		
Planner 3	2.00	2.00	2.00	2.00	116,683
Planner 2	1.00	1.00	1.00	1.00	42,995
Planning Technician 3	3.00	3.00	3.00	3.00	138,724
Planning Technician 2	2.00	2.00	2.00	2.00	80,158
Planning Technician 1	1.00	1.00	1.00	1.00	35,027
Division Business Manager				1.00	54,744
Executive Administrative Assistant	1.00	1.00	1.00		
Office Manager 1		1.00			
Department Assistant 4		1.00	1.00	1.00	26,514
Department Assistant 3	1.00	1.00			
Total Regular	<u>15.00</u>	<u>21.00</u>	<u>19.00</u>	<u>19.00</u>	<u>1,000,457</u>
Temporary					12,000
PERS		23.25%, 32.48%			298,127
Social Security		7.65%			77,453
Worker's Compensation		0.75%			7,594
Unemployment		0.30%			3,037
Medical & Dental Insurance		\$1,365/mo			<u>311,220</u>
Total Personnel Services					<u><u>1,709,888</u></u>

SURVEYOR



	Actual FY 12-13	Actual FY 13-14	Actual FY 14-15	Revised Budget FY 15-16	Proposed FY 16-17	Approved FY 16-17	Adopted FY 16-17
<u>GENERAL OPERATIONS</u>							
<u>RESOURCES</u>							
Charges and Fees	54,483	47,628	51,863	100,000	95,920	95,920	95,920
<u>REQUIREMENTS</u>							
Personnel Services	255,161	266,595	272,203	263,067	263,566	263,566	263,566
Materials & Services	8,689	7,811	10,897	16,350	23,207	23,207	23,207
Capital Outlay		1,162					
Total	263,850	275,568	283,100	279,417	286,773	286,773	286,773
General Resource Contribution Required	209,367	227,940	231,237	179,417	190,853	190,853	190,853
<u>CORNER PRESERVATION DEDICATED FUNDS</u>							
<u>RESOURCES</u>							
Beginning Balance - Restricted Use	5,684	28,968	22,018				
Charges and Fees	139,356	111,283	116,907	108,000	125,000	125,000	125,000
Total	145,040	140,251	138,925	108,000	125,000	125,000	125,000
<u>REQUIREMENTS</u>							
Personnel Services	104,405	109,444	110,114	94,819	92,302	92,302	92,302
Materials & Services	11,811	8,406	11,313	11,800	18,110	18,110	18,110
Capital Outlay		581					
Total	116,216	118,431	121,427	106,619	110,412	110,412	110,412
Interest Allocated to Corner Preservation	144	198	120				
Ending Balance - Restricted Use	28,968	22,018	17,618	1,381	14,588	14,588	14,588
<u>TOTAL DEPARTMENT</u>							
Revenues - Charges and Fees	193,839	158,911	168,770	208,000	220,920	220,920	220,920
Requirements:							
Personnel Services	359,566	376,039	382,317	357,886	355,868	355,868	355,868
Materials & Services	20,500	16,217	22,210	28,150	41,317	41,317	41,317
Capital Outlay		1,743					
Total Expenditures	380,066	393,999	404,527	386,036	397,185	397,185	397,185
Staffing FTE	5.00	5.00	5.00	4.20	4.20	4.20	4.20

Douglas County, Oregon
General Fund
Surveyor

Department Detail

			Revised					
			Actual	Actual	Budget	Proposed	Approved	Adopted
			FY 13-14	FY 14-15	FY 15-16	FY 16-17	FY 16-17	FY 16-17
100-0450-2150-00	Surveyor Fees	General	39,450	45,500	93,900	90,820	90,820	90,820
100-0450-2155-00	Corner Preservation Fund	General	111,283	116,907	108,000	125,000	125,000	125,000
100-0450-2270-00	Printing Services	General	7,150	6,332	6,000	5,000	5,000	5,000
100-0450-3879-00	Miscellaneous	General	1,035	42	100	100	100	100
100-0450-3879-80	Miscellaneous	Cash Over/Short	(7)	(11)	0	0	0	0
Total Revenue			158,911	168,770	208,000	220,920	220,920	220,920
100-0450-4000-00	Regular Employees	General	220,965	229,498	200,239	198,327	198,327	198,327
100-0450-4500-00	PERS	General	62,665	56,514	59,127	58,386	58,386	58,386
100-0450-4510-00	Social Security	General	16,521	17,275	15,318	15,172	15,172	15,172
100-0450-4520-00	Workers' Compensation	General	773	803	701	1,488	1,488	1,488
100-0450-4530-00	Medical and Dental Insurance	General	74,029	77,883	81,900	81,900	81,900	81,900
100-0450-4540-00	Unemployment	General	1,086	344	601	595	595	595
Total Personnel Services			376,039	382,317	357,886	355,868	355,868	355,868
100-0450-5099-00	Other Professional Services	General	0	0	0	1,000	1,000	1,000
100-0450-6060-00	Tools	General	0	12	250	500	500	500
100-0450-6070-00	Field Supplies	General	275	55	250	1,000	1,000	1,000
100-0450-6290-00	Software Purchases	General	160	0	1,400	1,400	1,400	1,400
100-0450-6295-00	Equipment-Noninventory	General	80	0	1,000	1,500	1,500	1,500
100-0450-6299-00	Other Materials and Supplies	General	0	0	1,000	5,147	5,147	5,147
100-0450-6460-00	Software Rental	General	7,844	11,554	10,200	10,120	10,120	10,120
100-0450-6500-00	Interdept Vehicle Expense	General	3,584	3,437	4,500	7,750	7,750	7,750
100-0450-6510-00	Equip/Vehicle Main & Repair	General	982	489	0	2,000	2,000	2,000
100-0450-6510-02	Equip/Vehicle Main & Repair	Equipment Service Contracts	8	0	2,000	2,000	2,000	2,000
100-0450-6680-01	Communication	Telephone	719	686	700	700	700	700
100-0450-6720-01	Fire/Liability Insurance	Liability Ins Interdept Charges	350	350	400	1,600	1,600	1,600
100-0450-6730-00	Liability Claims	General	0	1,919	1,900	1,000	1,000	1,000
100-0450-7350-00	Printing	General	297	2,367	2,000	2,000	2,000	2,000
100-0450-7400-00	Office Supplies and Expenses	General	993	633	1,000	1,000	1,000	1,000
100-0450-7410-00	Postage	General	92	85	100	150	150	150
100-0450-7420-01	Duplicating Services	Photos, Photostats, Copying	0	0	100	100	100	100

Douglas County, Oregon
 General Fund
 Surveyor

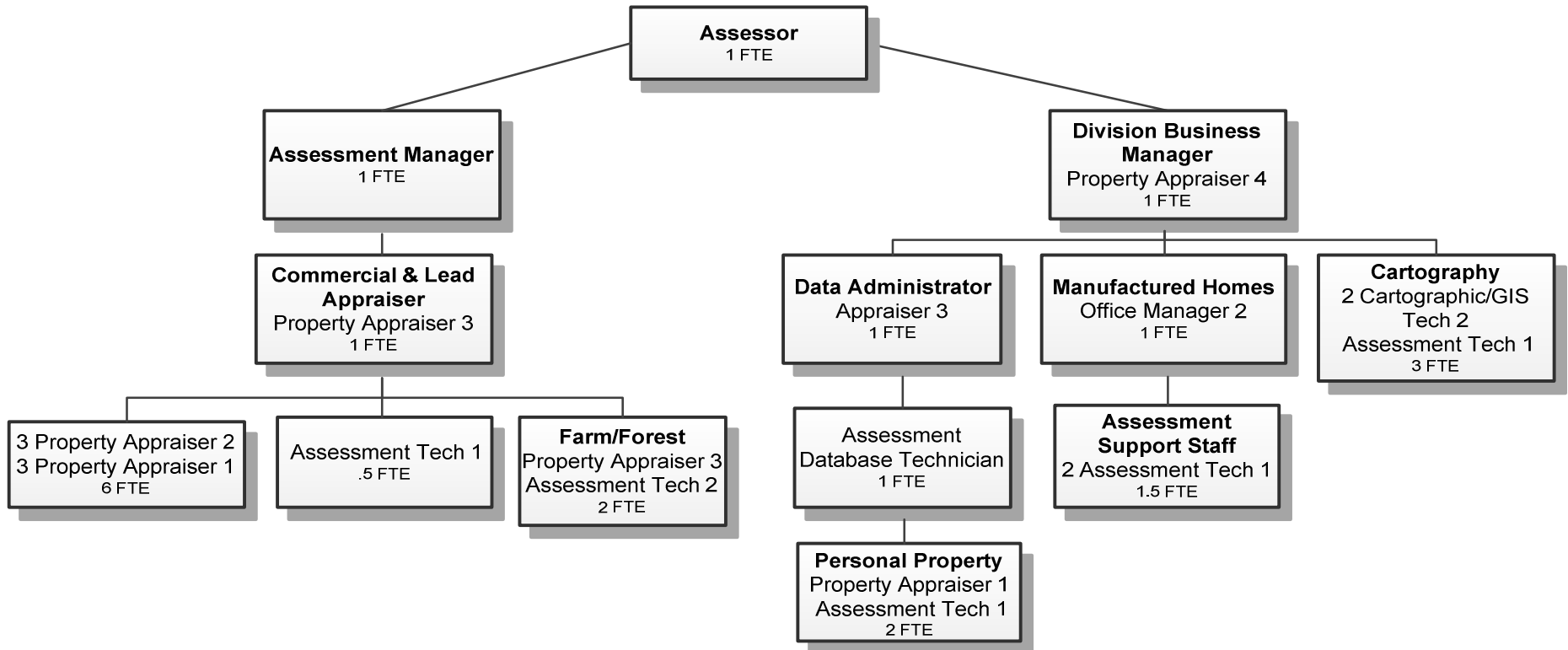
Department Detail

			Actual	Actual	Revised	Proposed	Approved	Adopted
			FY 13-14	FY 14-15	Budget	FY 16-17	FY 16-17	FY 16-17
					FY 15-16			
100-0450-7420-02	Duplicating Services	Microfilming	245	0	300	300	300	300
100-0450-7560-00	Conventions, Schools, Seminars	General	0	0	500	1,250	1,250	1,250
100-0450-7580-00	Dues and Memberships	General	250	210	250	800	800	800
100-0450-7900-04	Miscellaneous	Bank Card Fees	338	413	300	0	0	0
Total Materials and Services			16,217	22,210	28,150	41,317	41,317	41,317
100-0450-8200-99	Furniture and Equipment	Noninventory	1,743	0	0	0	0	0
Total Capital Outlay			1,743	0	0	0	0	0
Total Expenditures			393,999	404,527	386,036	397,185	397,185	397,185

Douglas County, Oregon
 General Fund
 Surveyor

PERSONNEL SERVICES					
	Actual	Actual	Revised	Budget	
	FTE	FTE	Budget	FY 16-17	
	FY 13-14	FY 14-15	FY 15-16	FTE	Amount
Surveyor	1.00	1.00	1.00	1.00	65,333
Survey Support Supervisor	1.00	1.00	0.80	0.80	29,618
Survey Technician 3		1.00	0.80	0.80	37,239
Survey Technician 2	3.00	2.00	1.60	1.60	66,137
Total Regular	<u>5.00</u>	<u>5.00</u>	<u>4.20</u>	<u>4.20</u>	<u>198,327</u>
PERS		23.25%, 32.48%			58,386
Social Security		7.65%			15,172
Worker's Compensation		0.75%			1,488
Unemployment		0.30%			595
Medical & Dental Insurance		\$1,365/mo			81,900
Total Personnel Services					<u><u>355,868</u></u>

Assessor



Douglas County, Oregon
 General Fund
 Assessor (0200-000000)

	Actual FY 12-13	Actual FY 13-14	Actual FY 14-15	Revised Budget FY 15-16	Proposed FY 16-17	Approved FY 16-17	Adopted FY 16-17
<u>RESOURCES</u>							
Charges, Fees, Fines	15,208	13,008	9,015	13,800	28,800	28,800	28,800
Intergovernmental Revenue	621,324	541,278	537,171	500,000	485,000	485,000	485,000
Total	636,532	554,286	546,186	513,800	513,800	513,800	513,800
<u>REQUIREMENTS</u>							
Personnel Services	1,584,978	1,614,200	1,619,489	1,655,952	1,585,712	1,585,712	1,585,712
Materials & Services	157,453	182,186	176,353	184,990	176,000	176,000	176,000
Capital Outlay	4,919	2,476					
Total	1,747,350	1,798,862	1,795,842	1,840,942	1,761,712	1,761,712	1,761,712
<i>General Resource Contribution Required</i>	1,110,818	1,244,576	1,249,656	1,327,142	1,247,912	1,247,912	1,247,912
Staffing FTE	28.00	27.91	28.00	22.75	22.00	22.00	22.00

Beginning FY17, the Tax Collection and Assessor history and budgets will be presented separately.

Douglas County, Oregon
General Fund
Assessor

Department Detail

			Actual	Actual	Revised	Proposed	Approved	Adopted
			FY 13-14	FY 14-15	Budget	FY 16-17	FY 16-17	FY 16-17
					FY 15-16			
100-0200-2230-02-000000	Manufactured Structure Fee	County Fee	0	0	0	18,000	18,000	18,000
100-0200-2250-00-000000	Computer Services	General	2,945	2,295	1,500	0	0	0
100-0200-2270-00-000000	Printing Services	General	20	0	0	0	0	0
100-0200-2280-02-000000	Duplicating Services	Photocopies	2,066	1,072	1,000	500	500	500
100-0200-2290-00-000000	Late Filing Fees	General	4,416	1,200	8,000	8,000	8,000	8,000
100-0200-3450-45-000000	Shared Revenues	Assessor's Special	541,278	537,171	500,000	485,000	485,000	485,000
100-0200-3870-10-000000	Other Sales	Maps and Reports	2,537	1,335	3,000	2,000	2,000	2,000
100-0200-3879-00-000000	Miscellaneous	General	1,025	3,113	300	300	300	300
Total Revenue			554,287	546,186	513,800	513,800	513,800	513,800
100-0200-4000-00-000000	Regular Employees	General	934,008	946,546	926,802	884,945	884,945	884,945
100-0200-4030-00-000000	Temporary Employees	General	10,336	21,567	9,876	0	0	0
100-0200-4050-00-000000	Overtime	General	0	480	0	0	0	0
100-0200-4500-00-000000	PERS	General	244,198	223,944	261,980	247,045	247,045	247,045
100-0200-4510-00-000000	Social Security	General	68,936	71,526	71,655	67,698	67,698	67,698
100-0200-4520-00-000000	Workers' Compensation	General	3,305	3,390	3,278	17,699	17,699	17,699
100-0200-4520-01-000000	Workers' Compensation	Workers Comp Claims	479	425	0	0	0	0
100-0200-4530-00-000000	Medical and Dental Insurance	General	348,292	350,159	376,740	360,360	360,360	360,360
100-0200-4540-00-000000	Unemployment	General	4,645	1,452	5,621	7,965	7,965	7,965
Total Personnel Services			1,614,200	1,619,489	1,655,952	1,585,712	1,585,712	1,585,712
100-0200-5000-00-000000	Legal Services	General	0	3,593	0	0	0	0
100-0200-5099-00-000000	Other Professional Services	General	21,348	22,753	5,000	5,000	5,000	5,000
100-0200-6290-00-000000	Software Purchases	General	2,445	2,375	4,000	4,000	4,000	4,000
100-0200-6290-10-000000	Software Purchases	Software Updates/Main	88,729	90,923	95,000	95,000	95,000	95,000
100-0200-6295-00-000000	Equipment-Noninventory	General	4,027	1,094	9,000	6,000	6,000	6,000
100-0200-6500-00-000000	Interdept Vehicle Expense	General	14,769	12,795	15,000	14,000	14,000	14,000
100-0200-6510-00-000000	Equip/Vehicle Main & Repair	General	592	0	1,500	1,000	1,000	1,000
100-0200-6510-02-000000	Equip/Vehicle Main & Repair	Equip Service Contracts	6,504	7,014	7,000	5,000	5,000	5,000
100-0200-6680-01-000000	Communication	Telephone	5,827	5,199	7,000	6,000	6,000	6,000
100-0200-6720-01-000000	Fire/Liability Insurance	Liability Ins Interdept Charges	1,440	1,440	1,600	6,000	6,000	6,000
100-0200-6730-00-000000	Liability Claims	General	0	0	1,000	0	0	0
100-0200-7400-00-000000	Office Supplies and Expenses	General	12,186	9,766	12,440	11,000	11,000	11,000
100-0200-7410-00-000000	Postage	General	13,948	10,325	13,500	10,000	10,000	10,000

Douglas County, Oregon
 General Fund
 Assessor

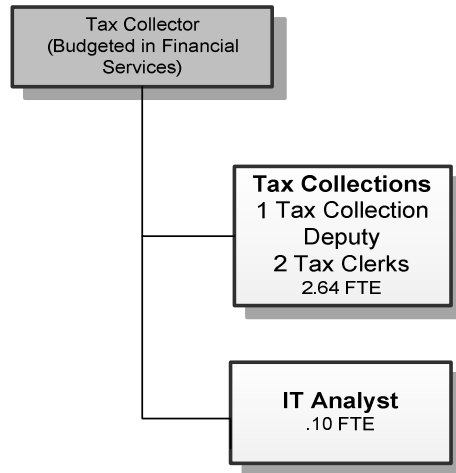
Department Detail

			Actual	Actual	Revised	Proposed	Approved	Adopted
			FY 13-14	FY 14-15	Budget	FY 16-17	FY 16-17	FY 16-17
					FY 15-16			
100-0200-7410-01-000000	Duplicating Services	Photos, Photostats, Copying	0	0	0	1,000	1,000	1,000
100-0200-7420-02-000000	Duplicating Services	Microfilming	1,721	1,730	1,000	0	0	0
100-0200-7500-00-000000	Subscriptions & Periodicals	General	1,865	881	2,000	2,500	2,500	2,500
100-0200-7550-00-000000	Travel	General	3,742	2,772	5,000	4,500	4,500	4,500
100-0200-7560-00-000000	Conventions, Schools, Seminars	General	2,250	1,691	3,000	2,500	2,500	2,500
100-0200-7580-00-000000	Dues and Memberships	General	225	990	1,250	1,500	1,500	1,500
100-0200-7800-00-000000	Legal Publication and Printing	General	30	0	400	600	600	600
100-0200-7850-00-000000	Pre-employment Testing	General	537	1,010	300	400	400	400
Total Materials and Services			182,186	176,353	184,990	176,000	176,000	176,000
100-0200-8200-99-000000	Furniture and Equipment	Noninventory	2,476	0	0	0	0	0
Total Capital Outlay			2,476	0	0	0	0	0
Total Expenditures			1,798,862	1,795,842	1,840,942	1,761,712	1,761,712	1,761,712

Douglas County, Oregon
 General Fund
 Assessor

PERSONNEL SERVICES					
	Actual	Actual	Revised	Budget	
	FTE	FTE	Budget	FY 16-17	
	FY 13-14	FY 14-15	FTE	FTE	Amount
Assessor	1.00	1.00	1.00	1.00	65,333
IS Tech Support Analyst 2	1.00	1.00			
Chief Deputy Assessor/Chief Appraiser	1.00	1.00			
Property Appraiser 4	1.00	1.00	1.00	1.00	62,941
Property Appraiser 3	2.00	2.00	2.00	3.00	153,909
Property Appraiser 2	5.00	5.00	4.75	3.00	115,361
Property Appraiser 1	4.00	4.00	2.00	4.00	116,934
Assessment Database Technician	1.00	1.00		1.00	35,558
Personal Property Technician 2	1.00	2.00	2.00		
Assessment Technician 2	1.91	2.00	2.00	1.00	30,578
Assessment Technician 1	1.00	4.00	3.00	4.00	109,312
Cartographic Supervisor	1.00	1.00	1.00		
Cartographic/GIS Technician 2	2.00	2.00	2.00	2.00	92,102
Assessment Manager			1.00	1.00	66,706
Office Manager 3	1.00	1.00	1.00		
Office Manager 2				1.00	36,211
Department Assistant 4	3.00				
Department Assistant 3	1.00				
Total Regular	<u>27.91</u>	<u>28.00</u>	<u>22.75</u>	<u>22.00</u>	<u>884,945</u>
PERS		23.25%, 32.48%			247,045
Social Security		7.65%			67,698
Worker's Compensation		2.00%			17,699
Unemployment		0.90%			7,965
Medical & Dental Insurance		\$1,365/mo			360,360
Total Personnel Services					<u><u>1,585,712</u></u>

TAX COLLECTION



Douglas County, Oregon
 General Fund
 Tax Collection (0200-000700)

	Actual FY 12-13	Actual FY 13-14	Actual FY 14-15	Revised Budget FY 15-16	Proposed FY 16-17	Approved FY 16-17	Adopted FY 16-17
<u>RESOURCES</u>							
Charges, Fees, Fines	28,557	30,274	30,206	23,700	5,700	5,700	5,700
<u>REQUIREMENTS</u>							
Personnel Services	226,011	186,496	180,673	186,349	192,716	192,716	192,716
Materials & Services	132,937	134,990	136,404	141,950	157,000	157,000	157,000
Total	358,948	321,486	317,077	328,299	349,716	349,716	349,716
General Resource Contribution Required	330,391	291,212	286,871	304,599	344,016	344,016	344,016
Staffing FTE	3.70	3.10	3.10	2.70	2.74	2.74	2.74

Beginning FY17, the Tax Collection and Assessor history and budgets will be presented separately.

Douglas County, Oregon
General Fund
Tax Collection

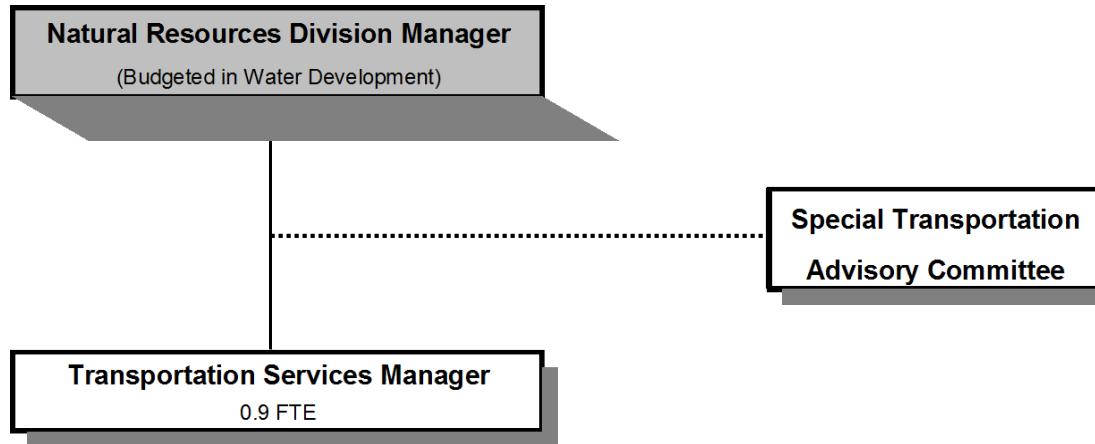
Department Detail

			Actual	Actual	Revised	Proposed	Approved	Adopted
			FY 13-14	FY 14-15	Budget	FY 16-17	FY 16-17	FY 16-17
					FY 15-16			
100-0200-2230-01-000700	Manufactured Structure Fee	State Fee	175	(50)	0	0	0	0
100-0200-2230-02-000700	Manufactured Structure Fee	County Fee	21,440	21,715	18,000	0	0	0
100-0200-2285-00-000700	Foreclosure/NSF Fees	General	7,950	7,950	5,000	5,000	5,000	5,000
100-0200-3879-00-000700	Miscellaneous	General	709	591	700	700	700	700
Total Revenue			30,274	30,206	23,700	5,700	5,700	5,700
100-0200-4000-00-000700	Regular Employees	General	103,491	102,310	97,742	101,435	101,435	101,435
100-0200-4030-00-000700	Temporary Employees	General	1,182	1,727	2,500	1,800	1,800	1,800
100-0200-4500-00-000700	PERS	General	27,910	23,146	26,708	27,812	27,812	27,812
100-0200-4510-00-000700	Social Security	General	7,311	7,368	7,669	7,897	7,897	7,897
100-0200-4520-00-000700	Workers' Compensation	General	367	364	351	2,065	2,065	2,065
100-0200-4530-00-000700	Medical and Dental Insurance	General	45,719	45,602	50,778	50,778	50,778	50,778
100-0200-4540-00-000700	Unemployment	General	516	156	601	929	929	929
Total Personnel Services			186,496	180,673	186,349	192,716	192,716	192,716
100-0200-5099-00-000700	Other Professional Services	General	19,071	18,870	20,000	20,000	20,000	20,000
100-0200-6290-00-000700	Software Purchases	General	501	0	50	50	50	50
100-0200-6290-10-000700	Software Purchases	Software Updates/Main	29,312	30,778	32,500	33,950	33,950	33,950
100-0200-6295-00-000700	Equipment-Noninventory	General	124	0	650	650	650	650
100-0200-6500-00-000700	Interdept Vehicle Expense	General	100	193	250	250	250	250
100-0200-6680-01-000700	Communication	Telephone	264	299	350	350	350	350
100-0200-6720-01-000700	Fire/Liability Insurance	Liability Ins Interdept Charges	360	360	400	1,500	1,500	1,500
100-0200-6910-00-000700	Tax Foreclosures	General	15,445	13,409	16,000	22,000	22,000	22,000
100-0200-7400-00-000700	Office Supplies and Expenses	General	7,554	6,390	8,000	8,000	8,000	8,000
100-0200-7410-00-000700	Postage	General	61,627	65,575	63,000	69,500	69,500	69,500
100-0200-7550-00-000700	Travel	General	267	215	300	300	300	300
100-0200-7560-00-000700	Conventions, Schools, Seminars	General	190	170	300	300	300	300
100-0200-7580-00-000700	Dues and Memberships	General	145	145	150	150	150	150
100-0200-7850-00-000700	Pre-employment Testing	General	30	0	0	0	0	0
Total Materials and Services			134,990	136,404	141,950	157,000	157,000	157,000
Total Expenditures			321,486	317,077	328,299	349,716	349,716	349,716

Douglas County, Oregon
 General Fund
 Tax Collection

PERSONNEL SERVICES					
	Actual	Actual	Revised	Budget	
	FTE	FTE	Budget	FY 16-17	
	FY 13-14	FY 14-15	FY 15-16	FTE	Amount
IS Tech Support Analyst 3	0.10	0.10	0.10	0.10	8,588
Financial Services Manager	0.10				
Tax Collection Deputy		1.00	1.00	1.00	45,810
Senior Tax Clerk	1.00				
Tax Clerk	2.00	2.00	1.60	1.64	47,037
Total Regular	3.20	3.10	2.70	2.74	101,435
Temporary					1,800
PERS		23.25%, 32.48%			27,812
Social Security		7.65%			7,897
Worker's Compensation		2.00%			2,065
Unemployment		0.90%			929
Medical & Dental Insurance		\$1,365/mo			50,778
Total Personnel Services					<u>192,716</u>

TRANSPORTATION SERVICES



Douglas County, Oregon
 General Fund
 Transportation Services (4060)

	<u>Actual FY 12-13</u>	<u>Actual FY 13-14</u>	<u>Actual FY 14-15</u>	<u>Revised Budget FY 15-16</u>	<u>Proposed FY 16-17</u>	<u>Approved FY 16-17</u>	<u>Adopted FY 16-17</u>
<u>RESOURCES</u>							
Beginning Balance (Use Restricted)				130,000	350,000	350,000	350,000
Intergovernmental Revenues			1,139,268	1,305,896	1,126,080	1,126,080	1,126,080
Charges and Other Revenues			1,625	2,450	2,450	2,450	2,450
Transfers In - Health and Social Services Fund			279,624				
Total Revenue			1,420,517	1,308,346	1,128,530	1,128,530	1,128,530
TOTAL RESOURCES			1,420,517	1,438,346	1,478,530	1,478,530	1,478,530
<u>REQUIREMENTS</u>							
Personnel Services			74,106	76,551	80,543	80,543	80,543
Materials & Services			953,892	1,318,724	1,144,782	1,144,782	1,144,782
Total Expenditures			1,027,998	1,395,275	1,225,325	1,225,325	1,225,325
Ending Balance (Use Restricted)			420,335	70,885	281,019	281,019	281,019
TOTAL REQUIREMENTS			1,448,333	1,466,160	1,506,344	1,506,344	1,506,344
<i>Use of General County Resources</i>			27,816	27,814	27,814	27,814	27,814
Staffing FTE			0.90	0.90	0.90	0.90	0.90

Douglas County, Oregon
 General Fund
 Transportation Services

Department Detail

			Actual	Actual	Revised	Proposed	Approved	Adopted
			FY 13-14	FY 14-15	Budget	FY 16-17	FY 16-17	FY 16-17
					FY 15-16			
100-4060-3250-50	State/Fed-Transportation Dept	Section 5310 Mobility Mgmt		62,988	81,623	81,671	81,671	81,671
100-4060-3250-51	State/Fed-Transportation Dept	Section 5310 Purchased Svcs		346,808	326,763	326,763	326,763	326,763
100-4060-3250-54	State/Fed-Transportation Dept	Section 5311 PM & Rehab		57,941	130,280	67,114	67,114	67,114
100-4060-3250-56	State/Fed-Transportation Dept	Section 5311 Small Cities & Rural		184,223	263,857	263,856	263,856	263,856
100-4060-3250-59	State/Fed-Transportation Dept	Section 5310 Equipment		0	116,698	0	0	0
100-4060-3250-62	State/Fed-Transportation Dept	Section 5311 Admin		154,890	58,324	58,325	58,325	58,325
100-4060-3350-50	State-Transportation Dept	Special Transport Operations		315,225	328,351	328,351	328,351	328,351
100-4060-3350-53	State-Transportation Dept	Special Transport - STO		17,193	0	0	0	0
100-4060-3875-00	Expense Reimbursements	General		1,625	2,450	2,450	2,450	2,450
100-4060-3900-17	Transfers In	Health and Social Services		279,624	0	0	0	0
Total Revenue				1,420,517	1,308,346	1,128,530	1,128,530	1,128,530
100-4060-4000-00	Regular Employees	General		42,892	45,081	47,721	47,721	47,721
100-4060-4030-00	Temporary Employees	General		0	800	1,100	1,100	1,100
100-4060-4500-00	PERS	General		11,103	10,481	11,095	11,095	11,095
100-4060-4510-00	Social Security	General		3,279	3,510	3,735	3,735	3,735
100-4060-4520-00	Workers' Compensation	General		300	161	366	366	366
100-4060-4530-00	Medical and Dental Insurance	General		16,232	16,380	16,380	16,380	16,380
100-4060-4540-00	Unemployment	General		300	138	146	146	146
Total Personnel Services				74,106	76,551	80,543	80,543	80,543
100-4060-5300-00	Health & SS Contracts	General		0	75,000	80,000	80,000	80,000
100-4060-5335-81	Senior Service Contracts	Special Transportation-STO		17,196	0	0	0	0
100-4060-5335-82	Senior Service Contracts	Special Transportation-Provi		155,886	294,418	289,610	289,610	289,610
100-4060-5335-85	Senior Service Contracts	Transportation Providers		27,816	27,814	27,814	27,814	27,814
100-4060-5335-86	Senior Service Contracts	Transportation PM		84,738	130,280	67,114	67,114	67,114
100-4060-5335-87	Senior Service Contracts	Transportation Purchased Svcs		335,180	326,763	326,763	326,763	326,763
100-4060-5335-88	Senior Service Contracts	Transportation 5310 Equip		0	116,648	0	0	0
100-4060-5335-91	Senior Service Contracts	Transportation 5311 Operations		245,632	263,857	263,856	263,856	263,856
100-4060-5335-94	Senior Service Contracts	Trans 5311 Admin		52,720	58,324	58,325	58,325	58,325
100-4060-6290-00	Software Purchases	General		18,000	1,020	1,100	1,100	1,100
100-4060-6290-10	Software Purchases	Software Updates/Maintenance		8,272	12,000	15,500	15,500	15,500
100-4060-6295-00	Equipment-Noninventory	General		740	2,000	2,000	2,000	2,000
100-4060-6299-00	Other Materials and Supplies	General		364	600	600	600	600
100-4060-6450-02	Equipment/Vehicle Rent	Copy Machines		0	30	30	30	30
100-4060-6500-00	Interdept Vehicle Expense	General		190	1,000	1,000	1,000	1,000
100-4060-6510-00	Equip/Vehicle Main & Repair	General		0	100	100	100	100
100-4060-6510-02	Equip/Vehicle Main & Repair	Equipment Service Contracts		0	50	50	50	50

Douglas County, Oregon
 General Fund
 Transportation Services

Department Detail

			Actual	Actual	Revised	Proposed	Approved	Adopted
			FY 13-14	FY 14-15	Budget	FY 16-17	FY 16-17	FY 16-17
					FY 15-16			
100-4060-6680-01	Communication	Telephone		2,392	2,500	4,500	4,500	4,500
100-4060-6720-01	Fire/Liability Insurance	Liability Insurance Interdept Chg		275	100	400	400	400
100-4060-7300-00	Advertising/Publicity	General		2,219	3,000	3,000	3,000	3,000
100-4060-7400-00	Office Supplies and Expenses	General		384	300	300	300	300
100-4060-7410-00	Postage	General		0	20	20	20	20
100-4060-7560-00	Conventions, Schools, Seminars	General		1,098	1,800	1,500	1,500	1,500
100-4060-7580-00	Dues and Memberships	General		790	900	1,000	1,000	1,000
100-4060-7800-00	Legal Publication and Printing	General		0	200	200	200	200
Total Materials and Services				953,892	1,318,724	1,144,782	1,144,782	1,144,782
Total Expenditures				1,027,998	1,395,275	1,225,325	1,225,325	1,225,325

Douglas County, Oregon
 General Fund
 Transportation Services

PERSONNEL SERVICES				
	Actual FTE FY 13-14	Actual FTE FY 14-15	Revised Budget FTE FY 15-16	Budget FY 16-17
				FTE Amount
Transportation Systems Manager		0.90	0.90	0.90 47,721
Temporary				1,100
PERS		23.25%, 32.48%		11,095
Social Security		7.65%		3,735
Worker's Compensation		0.75%		366
Unemployment		0.30%		146
Medical & Dental Insurance		\$1,365/mo		16,380
Total Personnel Services				<u>80,543</u>

Douglas County, Oregon
 General Fund
 Operating Contingency (9490)

	Actual FY 12-13	Actual FY 13-14	Actual FY 14-15	Revised Budget FY 15-16	Proposed FY 16-17	Approved FY 16-17	Adopted FY 16-17
OPERATING CONTINGENCY				1,734,920	2,500,000	2,500,000	2,500,000

Historical Comparison:

	Revised Budget		
	FY 12-13	FY 13-14	FY 14-15
Operating Contingency	1,604,650	1,901,700	1,287,958

Additional Information

Contingency appropriations are authorized by ORS 294.435 to provide a resource for occurrences which cannot be foreseen at the time of budget preparation. Authorization by the Board of Commissioners is required prior to the use of these funds. When authorization is granted, appropriations are transferred from the contingency appropriation to the designated expenditure appropriation. No expenditures are made directly from the contingency account.

Douglas County, Oregon
 General Fund
 Transfers Out (Nondepartmental) (9500)

	Actual FY 12-13	Actual FY 13-14	Actual FY 14-15	Revised Budget FY 15-16	Proposed FY 16-17	Approved FY 16-17	Adopted FY 16-17
TRANSFERS OUT TO:							
Dog Control Fund	295,000	305,000	310,000	286,149	260,724	260,724	260,724
County Fair Board Fund	84,500	75,000	85,496				
Health and Social Services Fund	1,177,912	1,287,131	1,350,654	957,165	837,213	837,213	837,213
Public Safety Fund				89,153	72,460	72,460	72,460
Capital Projects Fund			2,535,000				
Solid Waste Fund				700,000			
Total	1,557,412	1,667,131	4,281,150	2,032,467	1,170,397	1,170,397	1,170,397

Douglas County, Oregon
 General Fund
 Commission on Children and Families

Department Detail

			Actual	Actual	Revised	Proposed	Approved	Adopted
			FY 13-14	FY 14-15	Budget	FY 16-17	FY 16-17	FY 16-17
					FY 15-16			
100-1180-3290-11	State/Fed-Other Assistance	OCCF-YI Runaway & Homeless	0	0				
100-1180-3290-13	State/Fed-Other Assistance	Medicaid Administration Claiming	40,122	(618)				
100-1180-3290-15	State/Fed-Other Assistance	OCCF-CCDF Child Care Block Grant	0	0				
100-1180-3290-16	State/Fed-Other Assistance	OCCF-FPS Family Support	0	0				
100-1180-3290-17	State/Fed-Other Assistance	OCCF-YI Federal Youth Investment	7,500	0				
100-1180-3290-18	State/Fed-Other Assistance	OCCF-YI Relief Nurseries	0	0				
100-1180-3390-11	State-Other Assistance	OCCF-CYF Child/Youth/Fam	15,481					
100-1180-3390-12	State-Other Assistance	OCCF-BC Basic Capacity	0	0				
100-1180-3390-13	State-Other Assistance	OCCF-GS Great Start	15,233	0				
100-1180-3390-15	State-Other Assistance	OCCF-RHY Runaway & Homeless	0	0				
100-1180-3390-16	State-Other Assistance	OCCF-HS Healthy Start	55,747	0				
100-1180-3390-18	State-Other Assistance	OCCF-RN Relief Nurseries	0	0				
100-1180-3390-19	State-Other Assistance	OCCF-CS Community Schools	8,782	0				
100-1180-3390-20	State-Other Assistance	OCCF-JCP Prevention	54,806	0				
100-1180-3390-24	State-Other Assistance	OCCF-Service Continuity	19,600	0				
100-1180-3395-07	Local Assistance	Ford Family Foundation	0	0				
100-1180-3879-00	Miscellaneous	General	2,233	0				
Total Revenue			319,524	(618)	0	0	0	0
100-1180-4000-00	Regular Employees	General	151,680	0				
100-1180-4030-00	Temporary Employees	General	3,098	0				
100-1180-4500-00	PERS	General	32,431	0				
100-1180-4510-00	Social Security	General	11,608	0				
100-1180-4520-00	Workers' Compensation	General	542	0				
100-1180-4520-01	Workers' Compensation	Workers Comp Claims	0	0				
100-1180-4530-00	Medical and Dental Insurance	General	28,734	0				
100-1180-4540-00	Unemployment	General	773	0				
Total Personnel Services			228,866	0	0	0	0	0
100-1180-5199-00	Other Technical Services	General	50,949	0				
100-1180-5370-30	Other Health/Welfare Contracts	Medicaid Match	23,742	20				
100-1180-5800-00	Youth Services/Activities	General	308,378	2,675				
100-1180-5800-30	Youth Services/Activities	CCF - State Planning Progs	5,765	0				
100-1180-5820-00	County Planning Programs	General	3,327	0				

HISTORY ONLY

Douglas County, Oregon
 General Fund
 Commission on Children and Families

Department Detail

			Actual	Actual	Revised	Proposed	Approved	Adopted
			FY 13-14	FY 14-15	Budget	FY 16-17	FY 16-17	FY 16-17
					FY 15-16			
100-1180-6290-00	Software Purchases	General	104	0				
100-1180-6295-00	Equipment-Noninventory	General	2,500	0				
100-1180-6500-00	Interdept Vehicle Expense	General	0	0				
100-1180-6510-80	Equip/Vehicle Main & Repair	Office & Data Processing Equip	0	0				
100-1180-6680-01	Communication	Telephone	1,112	(14)				
100-1180-6720-01	Fire/Liability Insurance	Liability Ins Interdept Charges	130	0				
100-1180-7300-00	Advertising/Publicity	General	0	0				
100-1180-7400-00	Office Supplies and Expenses	General	2,431	302				
100-1180-7410-00	Postage	General	66	0				
100-1180-7420-00	Duplicating Services	General	3,580	0				
100-1180-7420-01	Duplicating Services	Photos, Photostats, Copying	0	0				
100-1180-7500-00	Subscriptions & Periodicals	General	0	0				
100-1180-7560-00	Conventions, Schools, Seminars	General						
100-1180-7580-00	Dues and Memberships	General	576	0				
100-1180-7820-00	Advisory Committee Expense	General	1,140	0				
100-1180-7820-03	Advisory Committee Expense	CCF Sub-Committee	75	0				
Total Materials and Services			403,925	2,983	0	0	0	0
100-1180-8200-00	Furniture and Equipment	General	0	0	0	0	0	0
Total Capital Outlay			0	0	0	0	0	0
Total Expenditures			632,791	2,983	0	0	0	0

Douglas County, Oregon
 General Fund
 Tax Assessment and Collection

Department Detail

			Actual	Actual	Revised	Proposed	Approved	Adopted
			FY 13-14	FY 14-15	Budget	FY 16-17	FY 16-17	FY 16-17
					FY 15-16			
100-0200-2230-01	Manufactured Structure Fee	State Fee	175	(50)	0			
100-0200-2230-02	Manufactured Structure Fee	County Fee	21,440	21,715	18,000			
100-0200-2250-00	Computer Services	General	2,945	2,295	1,500			
100-0200-2270-00	Printing Services	General	20	0	0			
100-0200-2280-02	Duplicating Services	Photocopies	2,066	1,072	1,000			
100-0200-2285-00	Foreclosure/NSF Fees	General	7,950	7,950	5,000			
100-0200-2290-00	Late Filing Fees	General	4,416	1,200	8,000			
100-0200-3450-45	Shared Revenues	Assessor's Special	541,278	537,171	500,000			
100-0200-3870-10	Other Sales	Maps and Reports	2,637	1,335	3,000			
100-0200-3879-00	Miscellaneous	General	1,733	3,703	1,000			
100-0200-3879-80	Miscellaneous	Cash Over/Short	0	1	0			
Total Revenue			584,560	576,312	537,500	0	0	0
100-0200-4000-00	Regular Employees	General	1,037,494	1,048,856	1,024,544			
100-0200-4030-00	Temporary Employees	General	1,513	23,294	12,376			
100-0200-4050-00	Overtime	General	0	480	0			
100-0200-4500-00	PERS	General	272,107	247,090	288,688			
100-0200-4510-00	Social Security	General	76,247	78,394	79,324			
100-0200-4520-00	Workers' Compensation	General	3,671	3,154	3,629			
100-0200-4520-01	Workers' Compensation	Workers Comp Claims	479	425	0			
100-0200-4530-00	Medical and Dental Insurance	General	394,011	395,761	427,518			
100-0200-4540-00	Unemployment	General	5,161	1,608	6,222			
Total Personnel Services			1,800,694	1,800,162	1,842,301	0	0	0
100-0200-5000-00	Legal Services	General	0	3,593	0			
100-0200-5099-00	Other Professional Services	General	40,419	41,623	25,000			
100-0200-6290-00	Software Purchases	General	2,946	2,375	4,050			
100-0200-6290-10	Software Purchases	Software Updates/Main	118,041	121,701	127,500			
100-0200-6295-00	Equipment-Noninventory	General	4,151	1,094	9,650			
100-0200-6500-00	Interdept Vehicle Expense	General	14,869	12,988	15,250			
100-0200-6510-00	Equip/Vehicle Main & Repair	General	592	0	1,500			
100-0200-6510-02	Equip/Vehicle Main & Repair	Equip Service Contracts	6,504	7,014	7,000			
100-0200-6680-01	Communication	Telephone	6,091	5,498	7,350			

HISTORY ONLY
 FY17 ASSESSOR AND TAX
 BUDGETED SEPARATELY

Douglas County, Oregon
 General Fund
 Tax Assessment and Collection

Department Detail

			Actual	Actual	Revised	Proposed	Approved	Adopted
			FY 13-14	FY 14-15	Budget	FY 16-17	FY 16-17	FY 16-17
100-0200-6720-01	Fire/Liability Insurance	Liability Ins Interdept Charges	1,800	1,800	2,000			
100-0200-6730-00	Liability Claims	General	0	0	1,000			
100-0200-6910-00	Tax Foreclosures	General	15,445	13,409	16,000			
100-0200-7400-00	Office Supplies and Expenses	General	19,742	16,158	20,440			
100-0200-7410-00	Postage	General	75,575	75,900	76,500			
100-0200-7420-02	Duplicating Services	Microfilming	1,721	1,730	1,000			
100-0200-7500-00	Subscriptions & Periodicals	General	1,865	881	2,000			
100-0200-7550-00	Travel	General	4,009	2,987	5,300			
100-0200-7560-00	Conventions, Schools, Seminars	General	2,440	1,861	3,300			
100-0200-7580-00	Dues and Memberships	General	370	1,135	1,400			
100-0200-7800-00	Legal Publication and Printing	General	30	0	400			
100-0200-7850-00	Pre-employment Testing	General	567	1,010	300			
Total Materials and Services			317,177	312,757	326,940	0	0	0
100-0200-8200-99	Furniture and Equipment	Noninventory	2,476	0	0	0	0	0
Total Capital Outlay			2,476	0	0	0	0	0
Total Expenditures			319,653	312,757	326,940	0	0	0
Expenditures by Department:								
Assessor's Office			1,708,561	1,795,842	1,840,942			
Tax Office			321,486	317,077	328,299			
Total Expenditures			2,120,347	2,112,919	2,169,241	0	0	0

HISTORY ONLY
 FY17 ASSESSOR AND TAX
 BUDGETED SEPARATELY

Douglas County, Oregon
 General Fund
 Solid Waste

Department Detail

			Actual	Actual	Revised	Proposed	Approved	Adopted
			FY 13-14	FY 14-15	Budget	FY 16-17	FY 16-17	FY 16-17
100-3000-2450-00	Solid Waste Fees	General	9,990	8,975				
100-3000-2450-03	Solid Waste Fees	Asbestos Disposal Fees	5,380	127,313				
100-3000-2450-04	Solid Waste Fees	Petro Contamination Fees	5,370	16,228				
100-3000-2450-05	Solid Waste Fees	Infect Med Waste Disposal	440	615				
100-3000-2450-06	Solid Waste Fees	Waste Tire Disposal Fees	4,353	7,444				
100-3000-2450-07	Solid Waste Fees	Out of County Waste Fees	1,092	1,432				
100-3000-2450-09	Solid Waste Fees	Soil Disposal Fees	10,738	7,287				
100-3000-2450-10	Solid Waste Fees	Appliance Disposal	8,640	10,580				
100-3000-2450-11	Solid Waste Fees	Battery Disposal Fees	6,000	6,290				
100-3000-2450-12	Solid Waste Fees	Recycled Oil	16,912	14,271				
100-3000-2450-13	Solid Waste Fees	Construction & Demolition Waste	334,637	177,379				
100-3000-2450-14	Solid Waste Fees	Mattresses	38,071	8,880				
100-3000-2450-15	Solid Waste Fees	Animal Byproducts	8,678	3,919				
100-3000-2450-50	Solid Waste Fees	Recycled Metal Sales	116,972	117,337				
100-3000-2450-51	Solid Waste Fees	Yard Mulch/Wood Waste	43,299	13,071				
100-3000-2450-54	Solid Waste Fees	Recycled Glass Sales	11,911	10,384				
100-3000-2450-55	Solid Waste Fees	Scrap Vehicle Parts	26,954	40				
100-3000-2450-65	Solid Waste Fees	ITG Sales	52,648	45,591				
100-3000-3870-80	Other Sales	Sale of Inventory	2,000	7,200				
100-3000-3879-00	Miscellaneous	General	0	0				
100-3000-3879-90	Miscellaneous	Subrogating Claim Recovery	1,874	0				
100-3000-3879-95	Miscellaneous	NSF Checks	117	1,740				
Total Revenue			711,084	875,972	0	0	0	0
100-3000-4000-00	Regular Employees	General	506,973	512,841				
100-3000-4030-00	Temporary Employees	General	21,075	15,047				
100-3000-4050-00	Overtime	General	5,129	8,840				
100-3000-4500-00	PERS	General	137,247	146,322				
100-3000-4510-00	Social Security	General	41,037	40,966				
100-3000-4520-00	Workers' Compensation	General	3,293	3,703				
100-3000-4520-01	Workers' Compensation	Workers' Comp Claims	1,601	85				
100-3000-4530-00	Medical and Dental Insurance	General	175,564	196,936				
100-3000-4540-00	Unemployment	General	2,621	805				
Total Personnel Services			896,541	925,545	0	0	0	0
100-3000-5099-00	Other Professional Services	General	6,414	0				
100-3000-5199-00	Other Technical Services	General	492,752	487,276				

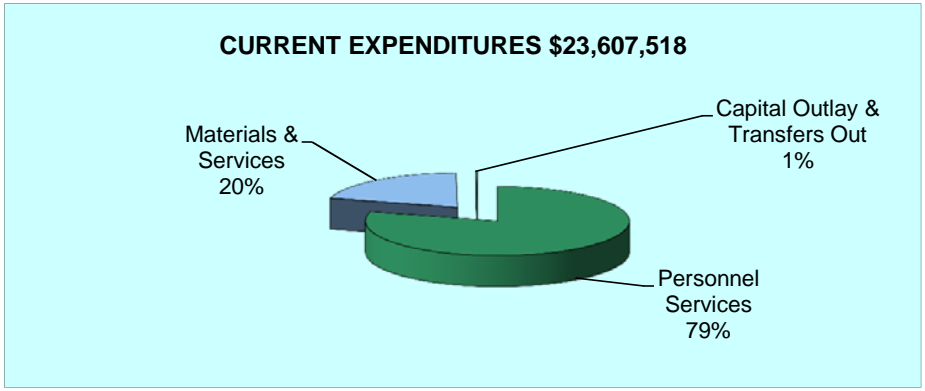

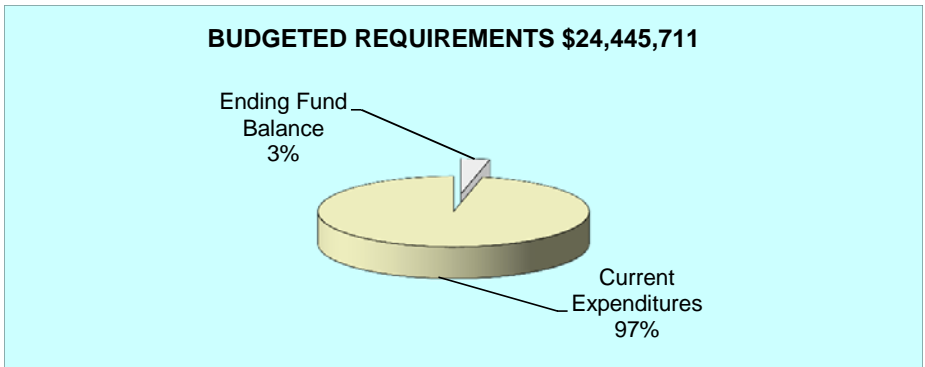
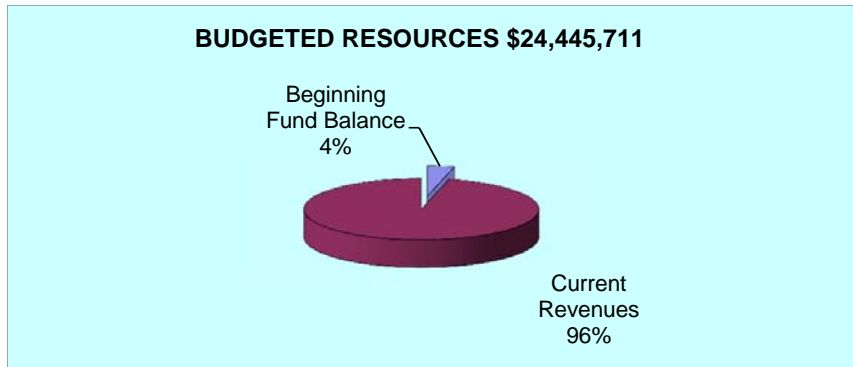
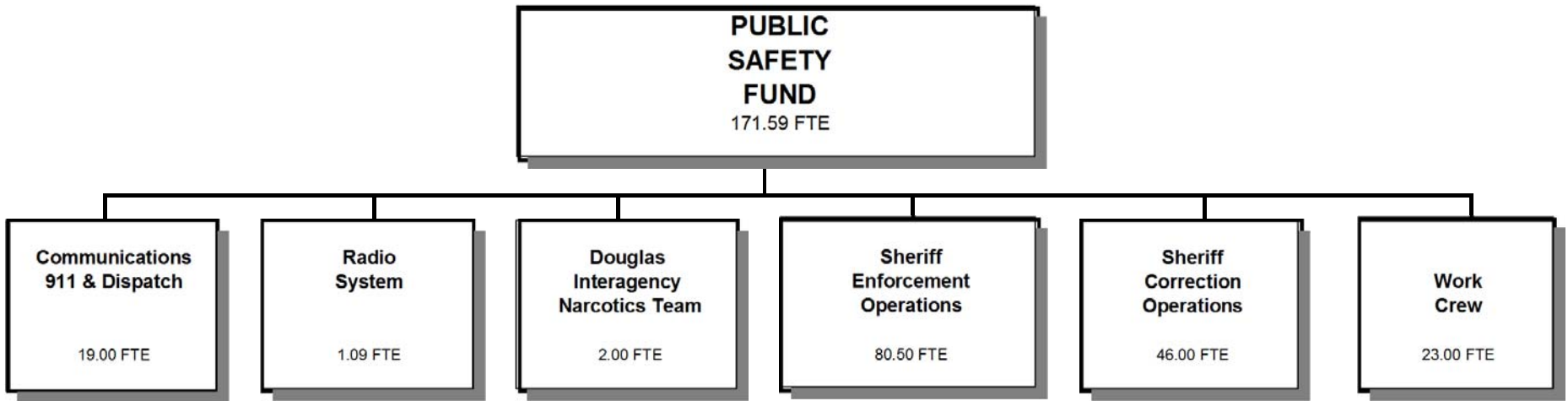
HISTORY ONLY
 FY16 SOLID WASTE
 MOVED TO
 ENTERPRISE FUND

Douglas County, Oregon
 General Fund
 Solid Waste

Department Detail

			Actual	Actual	Revised	Proposed	Approved	Adopted
			FY 13-14	FY 14-15	Budget	FY 16-17	FY 16-17	FY 16-17
					FY 15-16			
100-3000-5199-02	Other Technical Services	Reedsport Landfill Closure	88,396	90,380				
100-3000-5600-00	Solid Waste Recycling	General	8,926	3,353				
100-3000-6000-01	Road/Bridge Materials	Rock	10,070	9,533				
100-3000-6060-00	Tools	General	1,069	798				
100-3000-6110-00	Safety Supplies	General	161	130				
100-3000-6290-00	Software Purchases	General	2,180	0				
100-3000-6295-00	Equipment-Noninventory	General	0	0				
100-3000-6299-00	Other Materials and Supplies	General	56,630	61,623				
100-3000-6450-00	Equipment/Vehicle Rent	General	0	0				
100-3000-6510-00	Equip/Vehicle Main & Repair	General	555,409	549,535				
100-3000-6680-01	Communication	Telephone	6,478	0,683				
100-3000-6685-01	Utilities	Electric	14,282	15,390				
100-3000-6685-03	Utilities	Water and Sewer	5,497	3,759				
100-3000-6720-01	Fire/Liability Insurance	Liability Ins Interdept Charges	10,110	2,710				
100-3000-6730-00	Liability Claims	General	257	1,268				
100-3000-6800-00	Laundry and Dry Cleaning	General	2,529	2,507				
100-3000-6850-00	License and Permit Fees	General	123,518	122,150				
100-3000-6870-00	Laboratory and Testing	General	32,171	33,639				
100-3000-7400-00	Office Supplies and Expenses	General	1,471	1,425				
100-3000-7410-00	Postage	General	609	859				
100-3000-7560-00	Conventions, Schools, Seminars	General	1,635	328				
100-3000-7800-00	Legal Publication and Printing	General	2,383	2,290				
100-3000-7820-00	Advisory Committee Expense	General	0	0				
100-3000-7850-00	Pre-employment Testing	General	1,057	777				
Total Materials and Services			1,509,843	1,396,405	0	0	0	0
100-3000-8200-99	Furniture and Equipment	Noninventory	1,872	0				
100-3000-8300-00	Vehicles and Heavy Equipment	General	931,000	459,273				
Total Capital Outlay			932,872	459,273	0	0	0	0
100-3000-9500-20	Transfers Out	Public Safety Fund	295,000	295,000				
Total Expenditures			3,634,256	3,076,223	0	0	0	0

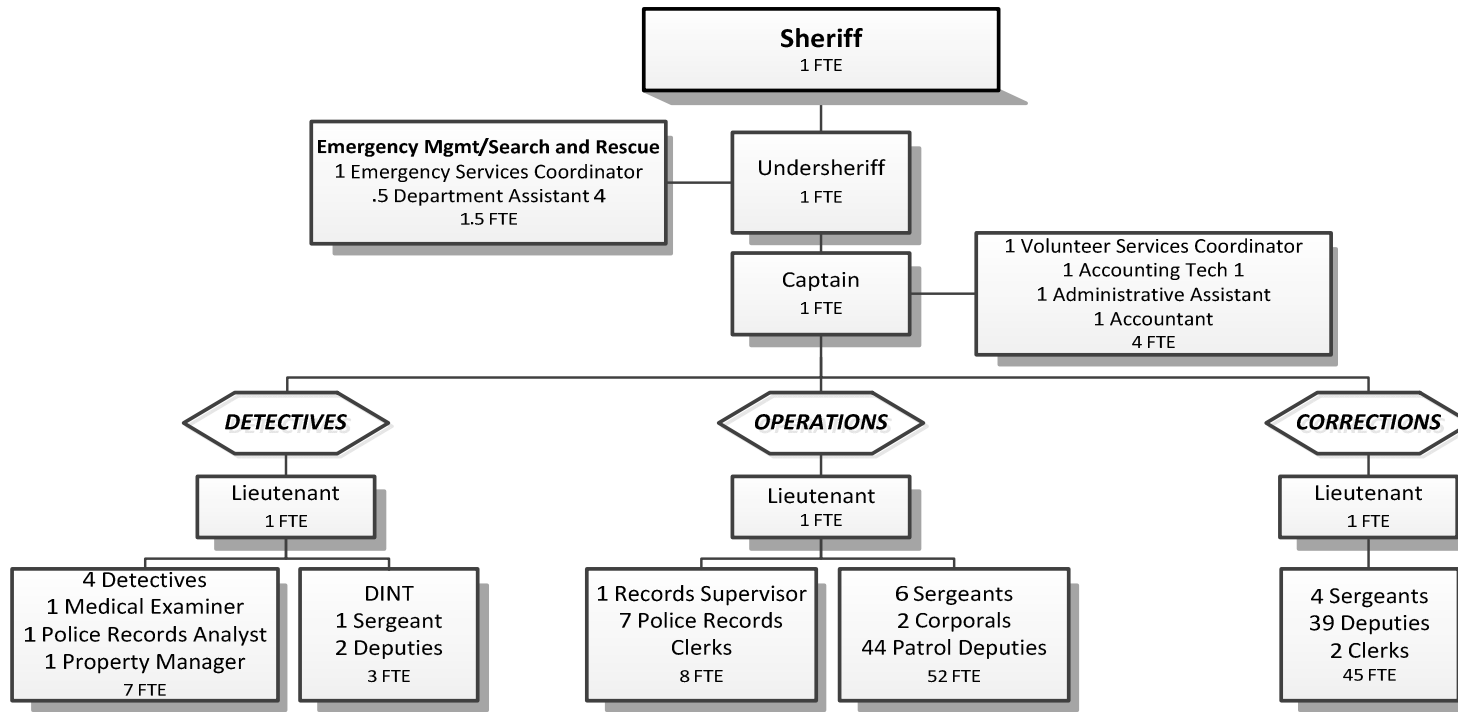
HISTORY ONLY
 FY10 SOLILD WASTE
 MOVED TO
 ENTERPRISE FUND



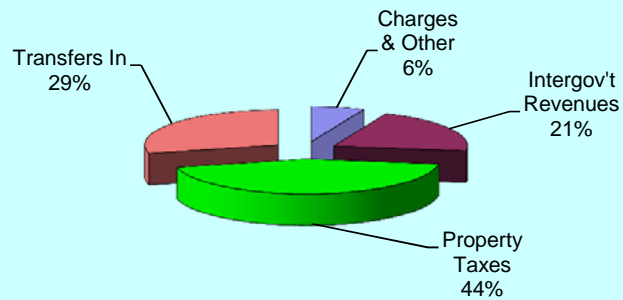
	Actual FY 12-13	Actual FY 13-14	Actual FY 14-15	Revised Budget FY 15-16	Proposed FY 16-17	Approved FY 16-17	Adopted FY 16-17
<u>RESOURCES</u>							
Beginning Fund Balance	982,814	1,185,587	1,903,226	700,640	915,640	915,640	915,640
Revenues:							
Charges, Fees, Fines, Other	2,764,574	2,738,327	2,750,989	3,079,861	3,318,597	3,318,597	3,318,597
Intergovernmental Revenues	3,780,188	4,346,467	3,758,435	4,903,236	4,929,054	4,929,054	4,929,054
Property Taxes	8,745,837	8,943,433	9,239,437	8,700,000	8,400,000	8,400,000	8,400,000
Transfers In - General Fund	295,000	295,000	295,000	89,153	72,460	72,460	72,460
Public Works	4,034,000	4,502,115	4,686,804	5,288,503	5,877,750	5,877,750	5,877,750
Title III	499,015	158,436	210,661	100,000	100,000	100,000	100,000
Solid Waste				745,000	832,210	832,210	832,210
Total Revenues	20,118,614	20,983,778	20,941,326	22,905,753	23,530,071	23,530,071	23,530,071
TOTAL RESOURCES	21,101,428	22,169,365	22,844,552	23,606,393	24,445,711	24,445,711	24,445,711
<u>REQUIREMENTS</u>							
Personnel Services	15,803,100	15,995,573	16,524,815	18,336,549	18,723,067	18,723,067	18,723,067
Materials and Services	3,768,858	4,029,617	4,401,345	4,583,145	4,844,451	4,844,451	4,844,451
Capital Outlay	322,351	215,016	264,115	38,610	40,000	40,000	40,000
Transfers Out - Health and Social Services	21,532	25,933	1,830				
Total Expenditures	19,915,841	20,266,139	21,192,105	22,958,304	23,607,518	23,607,518	23,607,518
Ending Fund Balance	1,185,587	1,903,226	1,652,447	648,089	838,193	838,193	838,193
TOTAL REQUIREMENTS	21,101,428	22,169,365	22,844,552	23,606,393	24,445,711	24,445,711	24,445,711
Change in Fund Balance	202,773	717,639	(250,779)	(52,551)	(77,447)	(77,447)	(77,447)
Staffing FTE	161.69	161.69	161.69	168.59	171.59	171.59	171.59

	FY 16-17					
	Sheriff	Work Crew	DINT	Communications 911 & Dispatch	Radio System	Total Public Safety Fund
Beginning Fund Balance	15,640	200,000	700,000			915,640
Revenues and Transfers In:						
Property Taxes	8,400,000					8,400,000
Intergovernmental Revenues	4,059,179	44,000	339,000	486,875		4,929,054
Charges, Fees, Fines and All Other	1,214,250	977,000	140,600	821,036	165,711	3,318,597
Transfers In:						
General Fund				72,460		72,460
Public Works Fund	5,492,287				385,463	5,877,750
Title III Fund	100,000					100,000
Solid Waste Fund		832,210				832,210
Total Revenues & Transfers In	19,265,716	1,853,210	479,600	1,380,371	551,174	23,530,071
TOTAL RESOURCES	19,281,356	2,053,210	1,179,600	1,380,371	551,174	24,445,711
Expenditures:						
Personnel Services	14,874,415	1,484,384	295,163	1,945,510	123,595	18,723,067
Materials and Services	3,743,682	347,640	257,430	68,120	427,579	4,844,451
Capital Outlay	30,000	10,000				40,000
	18,648,097	1,842,024	552,593	2,013,630	551,174	23,607,518
Reimbursement to Communications	633,259			(633,259)		
Total Expenditures	19,281,356	1,842,024	552,593	1,380,371	551,174	23,607,518
Ending Fund Balance	-	211,186	627,007			838,193
TOTAL REQUIREMENTS	19,281,356	2,053,210	1,179,600	1,380,371	551,174	24,445,711
Staffing FTE	126.50	23.00	2.00	19.00	1.09	171.59

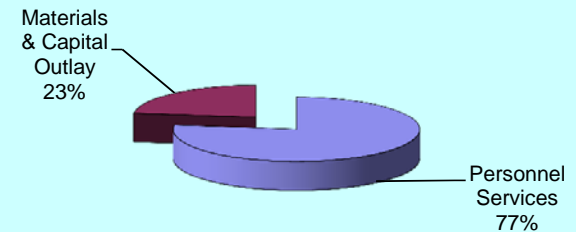
SHERIFF ENFORCEMENT & CORRECTIONS



CURRENT YEAR REVENUES \$19,265,716



CURRENT YEAR EXPENDITURES \$19,281,356



Douglas County, Oregon
Public Safety Fund
Sheriff Enforcement and Corrections

	Actual FY 12-13	Actual FY 13-14	Actual FY 14-15	Revised Budget FY 15-16	Proposed FY 16-17	Approved FY 16-17	Adopted FY 16-17
<u>RESOURCES</u>							
Beginning Balance	147,100	44,330	610,626	15,640	15,640	15,640	15,640
Transfers In:							
Public Works	3,694,000	4,174,175	4,290,000	4,903,040	5,492,287	5,492,287	5,492,287
Title III	359,054	18,721	70,951	100,000	100,000	100,000	100,000
	4,053,054	4,192,896	4,360,951	5,003,040	5,592,287	5,592,287	5,592,287
Property Taxes:							
Current Year	8,218,804	8,439,673	8,770,235	8,200,000	8,000,000	8,000,000	8,000,000
Prior Years	527,033	503,760	469,202	500,000	400,000	400,000	400,000
Tax Offset: Western Oregon Privilege Tax	15,631	21,381	26,083	20,000	20,000	20,000	20,000
Other Revenues:							
Enforcement Division	2,048,729	1,990,770	1,857,443	2,018,673	1,965,715	1,965,715	1,965,715
Correction Division	1,690,649	2,216,789	1,766,207	2,945,638	3,287,714	3,287,714	3,287,714
Total Revenue	16,553,900	17,365,269	17,250,121	18,687,351	19,265,716	19,265,716	19,265,716
TOTAL RESOURCES	16,701,000	17,409,599	17,860,747	18,702,991	19,281,356	19,281,356	19,281,356
<u>REQUIREMENTS</u>							
Enforcement Division	10,738,395	10,862,097	11,050,367	11,645,188	11,955,252	11,955,252	11,955,252
Corrections Division	5,918,275	5,936,876	6,567,949	7,057,803	7,326,104	7,326,104	7,326,104
Total Expenditures	16,656,670	16,798,973	17,618,316	18,702,991	19,281,356	19,281,356	19,281,356
Ending Fund Balance	44,330	610,626	242,431				
TOTAL REQUIREMENTS	16,701,000	17,409,599	17,860,747	18,702,991	19,281,356	19,281,356	19,281,356
Staffing FTE: Enforcement	82.50	81.50	81.50	79.50	80.50	80.50	80.50
Corrections	43.00	44.00	44.00	46.00	46.00	46.00	46.00
Total	125.50	125.50	125.50	125.50	126.50	126.50	126.50

Capital outlay detailed on pages 134 and 138

SHERIFF DETAILED REVENUES

Douglas County, Oregon
Public Safety Fund
Sheriff Revenues

Department Detail

			Actual	Actual	Revised	Proposed	Approved	Adopted
			FY 13-14	FY 14-15	Budget	FY 16-17	FY 16-17	FY 16-17
					FY 15-16			
220-1000-2280-02	Duplicating Services	Photocopies	195	255	300	300	300	300
220-1000-2300-01	Sheriff Fees & Services	Fees-Serving Papers	125,515	134,196	140,000	140,000	140,000	140,000
220-1000-2300-02	Sheriff Fees & Services	Accident Reports	5,070	5,035	5,500	5,500	5,500	5,500
220-1000-2300-04	Sheriff Fees & Services	Vehicle Tow Fees	10,100	9,400	5,000	5,000	5,000	5,000
220-1000-2300-05	Sheriff Fees & Services	Fingerprinting	1,665	1,680	5,000	5,000	5,000	5,000
220-1000-2300-06	Sheriff Fees & Services	Fingerprinting-OSP	13,433	11,038	8,000	8,000	8,000	8,000
220-1000-2900-00	Liquor Licenses	General	2,120	2,060	2,500	2,500	2,500	2,500
220-1000-2990-00	Concealed Weapons Permit	General	110,897	104,762	100,000	100,000	100,000	100,000
220-1000-3000-00	Court Fines	General	43,821	36,162	35,000	35,000	35,000	35,000
220-1000-3000-01	Court Fines	District Court	25	400	0	0	0	0
220-1000-3020-00	Jail Statutory Assessment	General	87,517	104,900	110,000	154,000	154,000	154,000
220-1000-3030-00	Restitution	General	910	4,305	2,000	3,500	3,500	3,500
220-1000-3250-00	State/Fed-Transportation Dept	General	15,813	22,161	15,000	15,000	15,000	15,000
220-1000-3250-02	State/Fed-Transportation Dept	Seat Belt Program	2,888	2,695	3,000	3,000	3,000	3,000
220-1000-3250-03	State/Fed-Transportation Dept	Speed Enforcement Program	1,860	3,120	5,000	4,690	4,690	4,690
220-1000-3250-04	State/Fed-Transportation Dept	Safety Seat Program	3,680	913	1,500	1,500	1,500	1,500
220-1000-3290-00	State/Fed-Other Assistance	General	0	0	109,834	0	0	0
220-1000-3290-02	State/Fed-Other Assistance	Emergency Mgmt Assistance	127,246	85,249	137,829	137,829	137,829	137,829
220-1000-3290-34	State/Fed-Other Assistance	OEM-Homeland Security Program	209,777	78,435	108,172	31,615	31,615	31,615
220-1000-3290-49	State/Fed-Other Assistance	OR Dept of Forestry	11,681	49,850	0	0	0	0
220-1000-3390-01	State-Other Assistance	Marine Board Grants	168,806	197,777	206,350	220,000	220,000	220,000
220-1000-3390-70	State-Other Assistance	ATV Grant	163,921	154,793	160,705	185,620	185,620	185,620
220-1000-3450-74	Shared Revenues	Cities-Part in Fines	10,420	9,069	7,000	7,000	7,000	7,000
220-1000-3550-50	Cost Share	Sheriff Patrol Contracts	852,495	792,616	806,133	854,011	854,011	854,011
220-1000-3600-04	Tax Offsets	West OR Privilege/Severance	21,381	26,083	20,000	20,000	20,000	20,000
220-1000-3700-00	Current Taxes	General	8,439,673	8,770,235	8,200,000	8,000,000	8,000,000	8,000,000
220-1000-3720-01	Prior Taxes	First Prior Year	197,510	172,048	500,000	400,000	400,000	400,000
220-1000-3720-02	Prior Taxes	Second Prior Year	102,400	94,545	0	0	0	0
220-1000-3720-03	Prior Taxes	Third Prior Year	114,493	116,950	0	0	0	0
220-1000-3720-04	Prior Taxes	Fourth Prior Year	68,804	60,424	0	0	0	0
220-1000-3720-05	Prior Taxes	Fifth Prior Year	10,529	10,558	0	0	0	0
220-1000-3720-06	Prior Taxes	Six and Over Prior	10,024	14,677	0	0	0	0
220-1000-3800-01	Interest	General Investments	2,139	6,917	0	0	0	0
220-1000-3800-02	Interest	Property Taxes	1,320	1,576	7,000	7,000	7,000	7,000
220-1000-3840-00	Contributions and Donations	General	2,000	2,433	200	2,000	2,000	2,000
220-1000-3870-00	Other Sales	General	(3,250)	415	0	0	0	0

Douglas County, Oregon
Public Safety Fund
Sheriff Revenues

Department Detail

			Actual	Actual	Revised	Proposed	Approved	Adopted
			FY 13-14	FY 14-15	Budget	FY 16-17	FY 16-17	FY 16-17
					FY 15-16			
220-1000-3875-22	Expense Reimbursements	Jury/Witness	855	401	600	600	600	600
220-1000-3879-00	Miscellaneous	General	2,959	13,421	22,050	22,050	22,050	22,050
220-1000-3879-50	Miscellaneous	ATV Safety Diversion	14,000	14,800	15,000	15,000	15,000	15,000
220-1000-3879-80	Miscellaneous	Cash Over/Short	19	0	0	0	0	0
220-1000-3879-90	Miscellaneous	Subrogating Claim Recovery	1,043	6,765	0	0	0	0
220-1000-3879-95	Miscellaneous	NSF Checks	(170)	(156)	0	0	0	0
220-1000-3900-11	Transfers In	Public Works	4,174,175	4,290,000	4,903,040	5,492,287	5,492,287	5,492,287
220-1000-3900-26	Transfers In	Title III	18,721	70,951	100,000	100,000	100,000	100,000
220-1100-2340-01	Correctional Fees	State Prisoners Transport	4,432	5,595	10,000	10,000	10,000	10,000
220-1100-2340-04	Correctional Fees	Federal Prisoners-Room & Board	231	0	1,000	1,000	1,000	1,000
220-1100-2340-05	Correctional Fees	County/Other Prisoners-Room & Board	0	0	400	400	400	400
220-1100-2340-06	Correctional Fees	City Prisoners-Room & Board	240,033	195,811	319,500	502,500	502,500	502,500
220-1100-2340-09	Correctional Fees	Prisoner Housing Fee	2,748	1,083	15,000	15,000	15,000	15,000
220-1100-2340-12	Correctional Fees	Jail Fees	32,139	34,534	28,000	28,000	28,000	28,000
220-1100-2340-13	Correctional Fees	SB395 Housing Fees	93,338	95,377	75,000	75,000	75,000	75,000
220-1100-2340-24	Correctional Fees	Electronic Monitoring Supervision	5,749	7,654	15,000	15,000	15,000	15,000
220-1100-3030-00	Restitution	General	0	893	400	400	400	400
220-1100-3190-00	Fed-Other Assistance	General	5,286	6,511	5,000	5,000	5,000	5,000
220-1100-3190-50	Fed-Other Assistance	US Social Security Administration	12,400	10,600	500	500	500	500
220-1100-3390-54	State-Other Assistance	DOC-Grant In Aid	1,084,830	942,476	1,701,536	1,834,056	1,834,056	1,834,056
220-1100-3390-60	State-Other Assistance	Department of Corrections	106,644	419,459	0	0	0	0
220-1100-3390-65	State-Other Assistance	Criminal Justice Commission	575,756	0	712,802	739,358	739,358	739,358
220-1100-3870-20	Other Sales	Commissary Sales	24,467	20,894	20,000	20,000	20,000	20,000
220-1100-3875-10	Expense Reimbursements	Medical	0	0	1,000	1,000	1,000	1,000
220-1100-3879-00	Miscellaneous	General	122	1,089	500	500	500	500
220-1100-3879-25	Miscellaneous	Pay Phones	28,614	24,231	40,000	40,000	40,000	40,000
Total Revenues			17,365,269	17,250,121	18,687,351	19,265,716	19,265,716	19,265,716

SHERIFF ENFORCEMENT DETAILED EXPENDITURES

Douglas County, Oregon
Public Safety Fund
Sheriff Enforcement

Department Detail

			Actual	Actual	Revised	Proposed	Approved	Adopted
			FY 13-14	FY 14-15	Budget	FY 16-17	FY 16-17	FY 16-17
					FY 15-16			
220-1000-4000-00	Regular Employees	General	4,644,100	4,792,652	4,940,901	5,037,293	5,037,293	5,037,293
220-1000-4030-00	Temporary Employees	General	204,149	181,496	228,379	227,000	227,000	227,000
220-1000-4050-00	Overtime	General	460,588	487,997	432,626	382,780	382,780	382,780
220-1000-4500-00	PERS	General	1,425,610	1,439,726	1,648,144	1,704,762	1,704,762	1,704,762
220-1000-4510-00	Social Security	General	390,289	402,119	428,582	432,001	432,001	432,001
220-1000-4520-00	Workers' Compensation	General	106,175	109,172	112,051	225,883	225,883	225,883
220-1000-4520-01	Workers' Compensation	Workers Comp Claims	9,593	11,710	0	0	0	0
220-1000-4530-00	Medical and Dental Insurance	General	1,338,961	1,426,674	1,601,361	1,654,128	1,654,128	1,654,128
220-1000-4540-00	Unemployment	General	37,162	34,669	50,427	50,823	50,823	50,823
Total Personnel Services			8,616,627	8,886,215	9,442,471	9,714,670	9,714,670	9,714,670
220-1000-5000-00	Legal Services	General	29,031	27,473	15,000	10,000	10,000	10,000
220-1000-5099-00	Other Professional Services	General	34,072	55,806	49,936	57,115	57,115	57,115
220-1000-5330-00	Volunteer Services Contract	General	2,545	1,940	1,000	1,000	1,000	1,000
220-1000-5500-00	Intergov't Assistance	General	17,727	26,202	37,133	37,132	37,132	37,132
220-1000-5700-01	Investigation and Prosecution	Evidence Procurement	701	650	700	700	700	700
220-1000-5700-50	Investigation and Prosecution	K-9 Patrol	111	232	2,000	1,385	1,385	1,385
220-1000-5720-01	Crime Prevention and Diversion	Neighborhood Watch	2,443	508	3,500	3,500	3,500	3,500
220-1000-6150-00	Uniforms and Uniform Allowance	General	28,179	28,955	26,500	36,500	36,500	36,500
220-1000-6150-01	Uniforms and Uniform Allowance	Bullet Proof Vests	2,163	25,116	20,000	20,000	20,000	20,000
220-1000-6160-00	Ammunition	General	31,651	18,040	20,000	25,000	25,000	25,000
220-1000-6200-00	Food and Meals	General	1,379	3,098	200	3,200	3,200	3,200
220-1000-6290-00	Software Purchases	General	7,579	11,720	7,500	12,000	12,000	12,000
220-1000-6290-10	Software Purchases	Software Updates/Maintenance	4,890	3,970	4,000	16,735	16,735	16,735
220-1000-6295-00	Equipment-Noninventory	General	28,451	24,525	131,916	108,062	108,062	108,062
220-1000-6295-02	Equipment-Noninventory	Computer Replacement	0	0	0	7,971	7,971	7,971
220-1000-6299-00	Other Materials and Supplies	General	59,023	53,871	59,950	45,800	45,800	45,800
220-1000-6299-54	Other Materials and Supplies	Volunteer Expenses	0	160	1,000	1,000	1,000	1,000
220-1000-6400-00	Land and Building Rent	General	365	365	0	365	365	365
220-1000-6500-00	Interdept Vehicle Expense	General	893,219	825,683	842,000	823,500	823,500	823,500
220-1000-6510-00	Equip/Vehicle Main & Repair	General	2,563	3,914	9,438	8,938	8,938	8,938
220-1000-6510-02	Equip/Vehicle Main & Repair	Equipment Service Contracts	34,058	49,079	47,500	48,000	48,000	48,000
220-1000-6680-01	Communication	Telephone	18,107	17,283	15,000	23,000	23,000	23,000
220-1000-6680-02	Communication	Pages/Answering Services	1,870	0	0	0	0	0
220-1000-6680-10	Communication	Internet Service	0	0	0	500	500	500
220-1000-6680-16	Communication	Wireless Data Communications	57,370	54,795	60,000	52,000	52,000	52,000
220-1000-6685-00	Utilities	General	2,940	2,962	2,900	2,900	2,900	2,900

Douglas County, Oregon
Public Safety Fund
Sheriff Enforcement

Department Detail

			Actual	Actual	Revised	Proposed	Approved	Adopted
			FY 13-14	FY 14-15	Budget	FY 16-17	FY 16-17	FY 16-17
					FY 15-16			
220-1000-6715-03	Workers' Compensation	Volunteer Injury Comp	5,094	3,274	3,500	3,500	3,500	3,500
220-1000-6720-01	Fire/Liability Insurance	Liability Ins Interdept Charges	68,750	68,750	72,500	111,250	111,250	111,250
220-1000-6730-00	Liability Claims	General	7,111	873	2,000	2,000	2,000	2,000
220-1000-6800-00	Laundry and Dry Cleaning	General	15,345	22,564	16,850	17,050	17,050	17,050
220-1000-6870-00	Laboratory and Testing	General	0	0	1,000	1,000	1,000	1,000
220-1000-7400-00	Office Supplies and Expenses	General	18,026	22,782	19,650	19,350	19,350	19,350
220-1000-7410-00	Postage	General	12,811	11,432	7,320	7,070	7,070	7,070
220-1000-7420-01	Duplicating Services	Photos, Photostats, Copying	0	0	400	400	400	400
220-1000-7500-00	Subscriptions & Periodicals	General	121	420	1,650	1,650	1,650	1,650
220-1000-7550-00	Travel	General	4,181	569	6,100	6,100	6,100	6,100
220-1000-7560-00	Conventions, Schools, Seminars	General	32,148	39,823	40,800	44,800	44,800	44,800
220-1000-7560-01	Conventions, Schools, Seminars	Instructors	100	0	4,000	0	0	0
220-1000-7580-00	Dues and Memberships	General	3,062	4,723	2,350	2,350	2,350	2,350
220-1000-7850-00	Pre-employment Testing	General	13,355	8,813	10,000	10,000	10,000	10,000
220-1000-7900-00	Miscellaneous	General	15,739	11,654	8,000	8,000	8,000	8,000
220-1000-7900-04	Miscellaneous	Bank Card Fees	1,443	1,599	1,000	1,500	1,500	1,500
Total Materials and Services			1,457,723	1,433,623	1,554,293	1,582,323	1,582,323	1,582,323
220-1000-8200-00	Furniture and Equipment	General	88,023	36,081	24,810	19,000	19,000	19,000
220-1000-8200-99	Furniture and Equipment	Noninventory	64,850	20,365	2,800	0	0	0
220-1000-8300-00	Vehicles and Heavy Equipment	General	0	66,125	6,000	6,000	6,000	6,000
220-1000-8300-99	Vehicles and Heavy Equipment	Noninventory	3,375	0	0	0	0	0
Total Capital Outlay			156,248	122,571	33,610	25,000	25,000	25,000
220-1000-9500-17	Transfers Out	Health and Social Services	25,933	1,830	0	0	0	0
Total Before Intrafund Transfer			10,256,531	10,444,239	11,030,374	11,321,993	11,321,993	11,321,993
220-1000-9899-82	Intrafund Transfers	Communications & Electronics	605,566	606,128	614,814	633,259	633,259	633,259
Total Expenditures			10,862,097	11,050,367	11,645,188	11,955,252	11,955,252	11,955,252
Capital Outlay								
Admin - Miscellaneous Office								10,000
Vehicle Carport for Trailer - Title III SRS2000								6,000
ATV - Diversion								9,000
								<u>25,000</u>

Douglas County, Oregon
Public Safety Fund
Sheriff Enforcement

PERSONNEL SERVICES					
	Actual	Actual	Revised	Budget	
	FTE	FTE	Budget	FY 16-17	
	FY 13-14	FY 14-15	FY 15-16	FTE	Amount
Sheriff	1.00	1.00	1.00	1.00	103,334
Volunteer Services Coordinator	1.00	1.00	1.00	1.00	40,829
Emergency Services Coordinator	1.00	1.00	1.00	1.00	70,221
Records & Civil Division Supervisor	1.00	1.00	1.00	1.00	57,244
Property Manager	1.00	1.00	1.00	1.00	48,069
Police Records Clerk	9.00	9.00	8.00	8.00	316,141
Undersheriff	1.00	1.00	1.00	1.00	102,627
Patrol Captain				1.00	95,561
Lieutenant	2.00	2.00	2.00	2.00	200,925
Sergeant	7.00	7.00	7.00	7.00	631,312
Chief Deputy Medical Examiner	1.00	1.00	1.00	1.00	70,970
Detectives	4.00	4.00	4.00	4.00	273,711
Corporal	3.00	3.00	3.00	2.00	140,650
Patrol Deputy Sheriff	47.00	47.00	46.00	46.00	2,710,783
Administrative Assistant	1.00	1.00	1.00	1.00	48,755
Accountant				1.00	62,712
Accounting Technician 1	1.00	1.00	1.00	1.00	47,663
Department Assistant 4	0.50	0.50	0.50	0.50	15,786
Total Regular	<u>81.50</u>	<u>81.50</u>	<u>79.50</u>	<u>80.50</u>	<u>5,037,293</u>
Temporary					227,000
Overtime					382,780
PERS		23.25%, 27.36%, 32.48%			1,704,762
Social Security		7.65%			432,001
Worker's Compensation		4.00%			225,883
Unemployment		0.90%			50,823
Medical & Dental Insurance		Varied			<u>1,654,128</u>
Total Personnel Services					<u><u>9,714,670</u></u>

SHERIFF CORRECTIONS DETAILED EXPENDITURES

Douglas County, Oregon
Public Safety Fund
Sheriff Corrections

Department Detail

			Actual	Actual	Revised	Proposed	Approved	Adopted
			FY 13-14	FY 14-15	Budget	FY 16-17	FY 16-17	FY 16-17
					FY 15-16			
220-1100-4000-00	Regular Employees	General	2,352,565	2,438,242	2,838,324	2,794,527	2,794,527	2,794,527
220-1100-4030-00	Temporary Employees	General	41,715	31,391	44,000	59,000	59,000	59,000
220-1100-4050-00	Overtime	General	209,753	154,931	92,600	91,000	91,000	91,000
220-1100-4500-00	PERS	General	700,930	696,988	877,955	864,897	864,897	864,897
220-1100-4510-00	Social Security	General	192,524	193,223	227,582	225,256	225,256	225,256
220-1100-4520-00	Workers' Compensation	General	52,081	52,491	59,499	117,781	117,781	117,781
220-1100-4520-01	Workers' Compensation	Workers Comp Claims	9,976	12,329	0	0	0	0
220-1100-4530-00	Medical and Dental Insurance	General	656,490	773,907	943,686	980,784	980,784	980,784
220-1100-4540-00	Unemployment	General	18,229	18,372	26,774	26,500	26,500	26,500
Total Personnel Services			4,234,263	4,371,874	5,110,420	5,159,745	5,159,745	5,159,745
220-1100-5040-00	Medical and Hospital Services	General	0	0	3,000	3,000	3,000	3,000
220-1100-5099-00	Other Professional Services	General	898,387	1,033,048	1,147,477	1,235,377	1,235,377	1,235,377
220-1100-5099-60	Other Professional Services	Justice Benefits Inc	1,163	1,432	3,000	3,000	3,000	3,000
220-1100-5500-00	Intergov't Assistance	General	0	265,533	0	0	0	0
220-1100-5790-01	Transport Costs	Security Transport	744	394	5,000	5,000	5,000	5,000
220-1100-6200-00	Food and Meals	General	357,161	361,596	381,506	391,044	391,044	391,044
220-1100-6210-00	Clothing	General	16,823	12,587	8,000	5,000	5,000	5,000
220-1100-6220-00	Household Expenses	General	41,727	41,810	29,000	32,000	32,000	32,000
220-1100-6220-01	Household Expenses	Bedding	17,303	18,247	5,000	5,000	5,000	5,000
220-1100-6220-02	Household Expenses	Kitchen	1,337	2,657	2,500	2,500	2,500	2,500
220-1100-6220-03	Household Expenses	Inmate Fund Expenses	24,247	21,079	15,000	17,000	17,000	17,000
220-1100-6290-00	Software Purchases	General	398	417	1,000	1,000	1,000	1,000
220-1100-6290-10	Software Purchases	Software Updates/Maintenance	0	0	0	1,665	1,665	1,665
220-1100-6295-00	Equipment-Noninventory	General	22,543	30,875	18,000	15,000	15,000	15,000
220-1100-6295-02	Equipment-Noninventory	Computer Replacement	0	0	0	3,623	3,623	3,623
220-1100-6299-00	Other Materials and Supplies	General	4,448	9,825	3,000	6,000	6,000	6,000
220-1100-6450-24	Equipment/Vehicle Rent	Electronic Monitoring Equip	1,462	2,453	4,000	4,000	4,000	4,000
220-1100-6500-00	Interdept Vehicle Expense	General	22,955	21,351	30,000	30,000	30,000	30,000
220-1100-6510-00	Equip/Vehicle Main & Repair	General	1,656	2,846	5,000	5,000	5,000	5,000
220-1100-6510-02	Equip/Vehicle Main & Repair	Equipment Service Contracts	11,670	25,149	24,000	24,000	24,000	24,000
220-1100-6550-00	Building and Grounds Main	General	233	419	500	500	500	500
220-1100-6680-01	Communication	Telephone	4,872	4,793	8,000	4,000	4,000	4,000
220-1100-6680-10	Communication	Internet Service	0	0	0	2,500	2,500	2,500
220-1100-6685-04	Utilities	Garbage	0	0	0	1,500	1,500	1,500

Douglas County, Oregon
Public Safety Fund
Sheriff Corrections

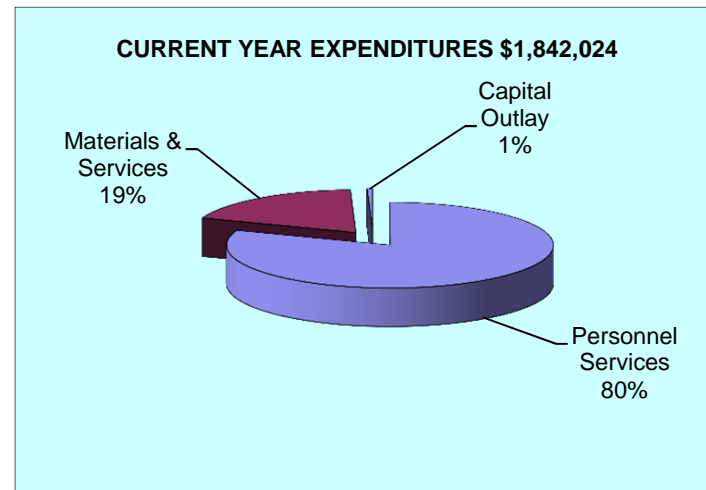
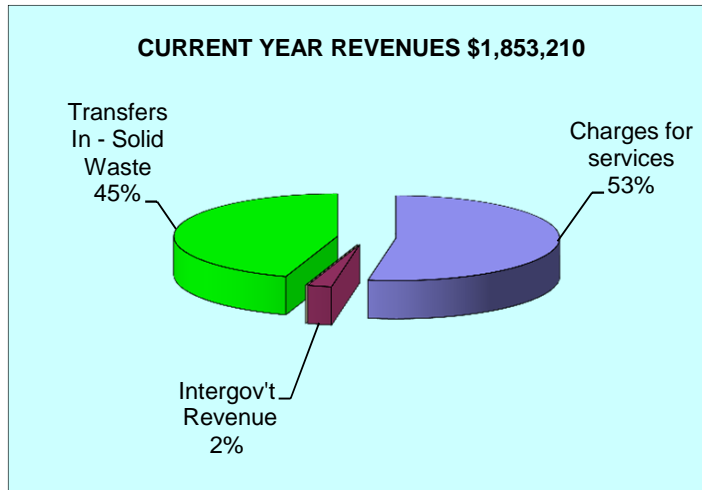
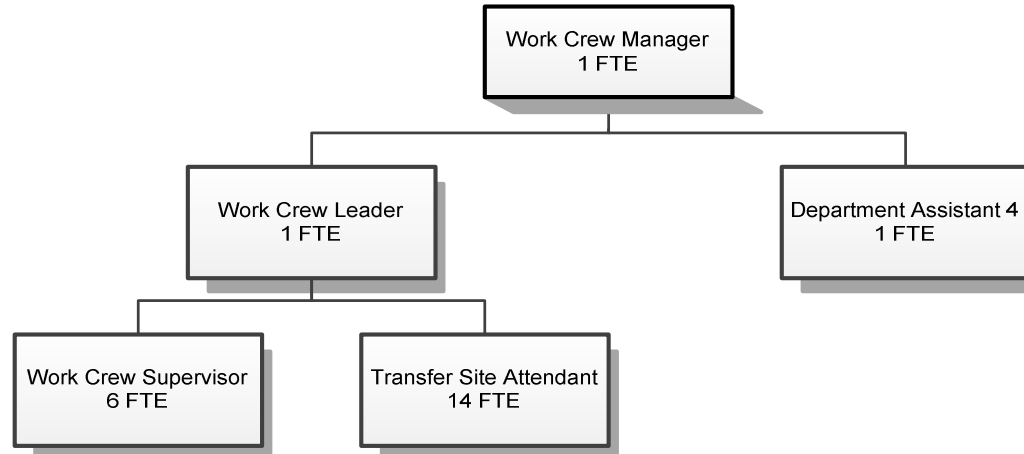
Department Detail

			Actual	Actual	Revised	Proposed	Approved	Adopted
			FY 13-14	FY 14-15	Budget	FY 16-17	FY 16-17	FY 16-17
					FY 15-16			
220-1100-6720-01	Fire/Liability Insurance	Liability Ins Interdept Charges	206,250	206,250	217,500	333,750	333,750	333,750
220-1100-6730-00	Liability Claims	General	400	1,935	1,500	1,500	1,500	1,500
220-1100-6800-00	Laundry and Dry Cleaning	General	7,407	12,356	10,200	8,200	8,200	8,200
220-1100-7400-00	Office Supplies and Expenses	General	2,231	3,896	4,000	4,000	4,000	4,000
220-1100-7410-00	Postage	General	288	422	400	400	400	400
220-1100-7420-01	Duplicating Services	Photos, Photostats, Copying	0	0	200	200	200	200
220-1100-7500-00	Subscriptions & Periodicals	General	1,074	3,165	2,000	2,500	2,500	2,500
220-1100-7550-00	Travel	General	1,550	367	1,500	1,000	1,000	1,000
220-1100-7550-20	Travel	Jail Inspection	0	0	2,000	2,000	2,000	2,000
220-1100-7560-00	Conventions, Schools, Seminars	General	5,552	8,311	10,000	10,000	10,000	10,000
220-1100-7580-00	Dues and Memberships	General	48	228	100	100	100	100
Total Materials and Services			1,653,929	2,093,441	1,942,383	2,161,359	2,161,359	2,161,359
220-1100-8100-99	Buildings and Improvements	Noninventory	0	65,439	0	0	0	0
220-1100-8200-00	Furniture and Equipment	General	34,514	16,141	0	0	0	0
220-1100-8200-99	Furniture and Equipment	Noninventory	14,170	21,054	5,000	5,000	5,000	5,000
Total Capital Outlay			48,684	102,634	5,000	5,000	5,000	5,000
Total Expenditures			5,936,876	6,567,949	7,057,803	7,326,104	7,326,104	7,326,104
Capital Outlay - Jail Repairs								5,000

Douglas County, Oregon
Public Safety Fund
Sheriff Corrections

PERSONNEL SERVICES					
	Actual	Actual	Revised	Budget	
	FTE	FTE	Budget	FY 16-17	
	FY 13-14	FY 14-15	FTE	FTE	Amount
Corrections Deputy-Basic	37.00	37.00	39.00	39.00	2,246,187
Corrections Clerk	2.00	2.00	2.00	2.00	86,146
Lieutenant	1.00	1.00	1.00	1.00	103,210
Sergeant	4.00	4.00	4.00	4.00	358,984
Total Regular	<u>44.00</u>	<u>44.00</u>	<u>46.00</u>	<u>46.00</u>	<u>2,794,527</u>
Temporary					59,000
Overtime					91,000
PERS		23.25%, 27.36%, 32.48%			864,897
Social Security		7.65%			225,256
Worker's Compensation		4.00%			117,781
Unemployment		0.90%			26,500
Medical & Dental Insurance		Varied			980,784
Total Personnel Services					<u><u>5,159,745</u></u>

WORK CREW



	Actual FY 12-13	Actual FY 13-14	Actual FY 14-15	Revised Budget FY 15-16	Proposed FY 16-17	Approved FY 16-17	Adopted FY 16-17
<u>RESOURCES</u>							
Beginning Balance	337,166	356,676	414,194	160,000	200,000	200,000	200,000
Revenues and Other Sources:							
Outside Charges and Other Revenues	397,831	589,920	295,005	419,000	427,000	427,000	427,000
Interdepartmental Charges	230,464	316,479	461,294	550,000	550,000	550,000	550,000
Intergovernmental Revenues	56,816	21,499	36,614	70,000	44,000	44,000	44,000
Transfers In - General Fund	295,000	295,000	295,000				
Solid Waste				745,000	832,210	832,210	832,210
Title III	139,962	139,715	139,710				
Total Revenue	1,120,073	1,362,613	1,227,623	1,784,000	1,853,210	1,853,210	1,853,210
TOTAL RESOURCES	1,457,239	1,719,289	1,641,817	1,944,000	2,053,210	2,053,210	2,053,210
<u>REQUIREMENTS</u>							
Personnel Services	906,333	927,044	981,803	1,430,245	1,484,384	1,484,384	1,484,384
Materials & Services	193,080	378,051	324,450	338,000	347,640	347,640	347,640
Capital Outlay	1,150		4,997		10,000	10,000	10,000
Total Expenditures	1,100,563	1,305,095	1,311,250	1,768,245	1,842,024	1,842,024	1,842,024
Ending Balance	356,676	414,194	330,567	175,755	211,186	211,186	211,186
TOTAL REQUIREMENTS	1,457,239	1,719,289	1,641,817	1,944,000	2,053,210	2,053,210	2,053,210
Staffing FTE	13.00	13.00	13.00	21.00	23.00	23.00	23.00

Capital Outlay - Replace 2 pull trailers with toilets							10,000
---	--	--	--	--	--	--	--------

Douglas County, Oregon
Public Safety Fund
Work Crew

Departmental Detail

			Revised					
			Actual	Actual	Budget	Proposed	Approved	Adopted
			FY 13-14	FY 14-15	FY 15-16	FY 16-17	FY 16-17	FY 16-17
220-1120-2340-22	Correctional Fees	Work Crew Supervision	6,839	9,704	4,000	7,000	7,000	7,000
220-1120-2400-00	Outside Sales & Services	General	65,905	152,478	315,000	320,000	320,000	320,000
220-1120-2400-01	Outside Sales & Services	OR Dept of Transportation	73,729	76,717	70,000	70,000	70,000	70,000
220-1120-2400-02	Outside Sales & Services	US Forest Service	442,672	54,815	30,000	30,000	30,000	30,000
220-1120-2890-00	Interdept Charges for Services	General	316,479	461,294	550,000	550,000	550,000	550,000
220-1120-3190-00	Fed-Other Assistance	General	21,499	36,614	70,000	44,000	44,000	44,000
220-1120-3800-01	Interest	General Investments	775	751	0	0	0	0
220-1120-3870-80	Other Sales	Sale of Inventory	0	540	0	0	0	0
220-1120-3900-01	Transfers In	General Fund	295,000	295,000	0	0	0	0
220-1120-3900-26	Transfers In	Title III	139,715	139,710	0	0	0	0
220-1120-3900-54	Transfers In	Solid Waste	0	0	745,000	832,210	832,210	832,210
Total Revenue			1,362,613	1,227,623	1,784,000	1,853,210	1,853,210	1,853,210
220-1120-4000-00	Regular Employees	General	343,267	368,283	584,420	682,128	682,128	682,128
220-1120-4030-00	Temporary Employees	General	198,781	217,879	170,000	70,000	70,000	70,000
220-1120-4050-00	Overtime	General	35,043	18,091	35,000	50,000	50,000	50,000
220-1120-4500-00	PERS	General	127,208	134,334	222,824	220,891	220,891	220,891
220-1120-4510-00	Social Security	General	42,439	44,555	60,391	61,363	61,363	61,363
220-1120-4520-00	Workers' Compensation	General	11,339	4,230	5,526	16,043	16,043	16,043
220-1120-4520-01	Workers' Compensation	Workers Comp Claims	2,131	2,949	1,000	0	0	0
220-1120-4530-00	Medical and Dental Insurance	General	162,859	189,669	343,980	376,740	376,740	376,740
220-1120-4540-00	Unemployment	General	3,977	1,813	7,104	7,219	7,219	7,219
Total Personnel Services			927,044	981,803	1,430,245	1,484,384	1,484,384	1,484,384
220-1120-5720-22	Crime Prevention and Diversion	Fire Crew Stipend	165,608	134,348	150,000	150,000	150,000	150,000
220-1120-6290-00	Software Purchases	General	0	0	0	40	40	40
220-1120-6295-00	Equipment-Noninventory	General	12,939	0	0	0	0	0
220-1120-6299-00	Other Materials and Supplies	General	40,700	29,580	51,000	51,000	51,000	51,000
220-1120-6500-00	Interdept Vehicle Expense	General	137,480	144,985	110,000	100,000	100,000	100,000
220-1120-6510-40	Equip/Vehicle Main & Repair	Vehicle Maintenance	1,717	0	0	0	0	0
220-1120-6680-01	Communication	Telephone	4,108	3,548	4,000	4,000	4,000	4,000
220-1120-6720-01	Fire/Liability Insurance	Liability Ins Charges	2,800	2,200	4,000	22,000	22,000	22,000

Douglas County, Oregon
Public Safety Fund
Work Crew

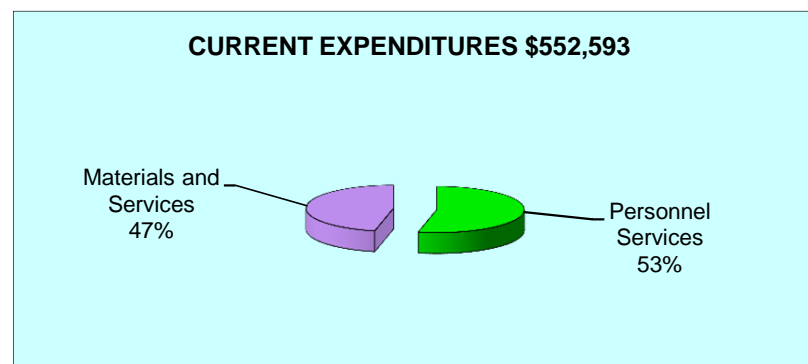
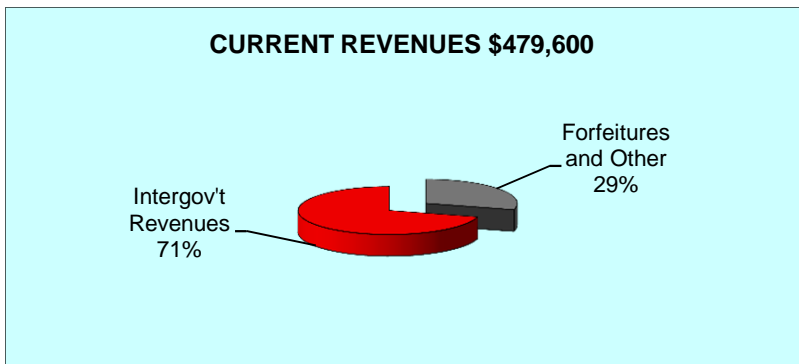
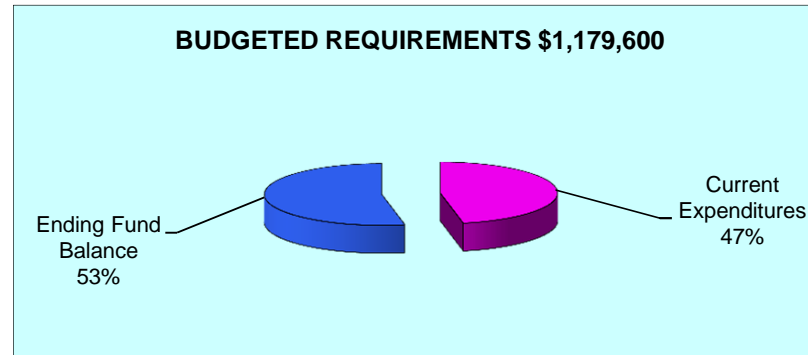
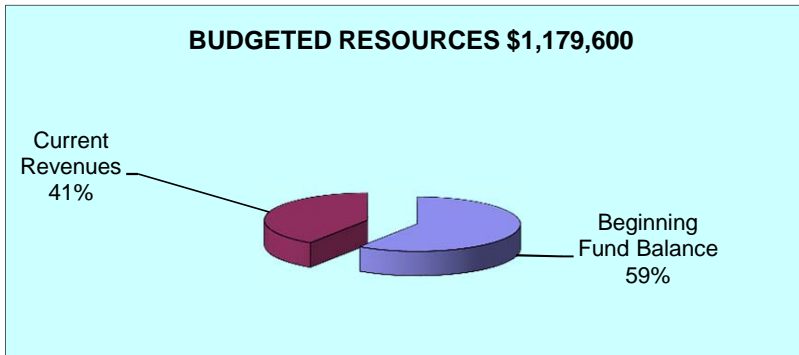

Departmental Detail

			Actual	Actual	Revised	Proposed	Approved	Adopted
			FY 13-14	FY 14-15	Budget	FY 16-17	FY 16-17	FY 16-17
					FY 15-16			
220-1120-6720-02	Fire/Liability Insurance	Liability Insurance	409	409	1,000	1,000	1,000	1,000
220-1120-6730-00	Liability Claims	General	2,365	2,430	9,000	9,000	9,000	9,000
220-1120-7400-00	Office Supplies and Expenses	General	4,155	1,269	1,500	2,000	2,000	2,000
220-1120-7410-00	Postage	General	137	168	500	600	600	600
220-1120-7560-00	Conventions, Schools, Seminars	General	4,268	4,028	5,000	5,000	5,000	5,000
220-1120-7850-00	Pre-employment Testing	General	1,365	1,485	2,000	3,000	3,000	3,000
Total Materials and Services			378,051	324,450	338,000	347,640	347,640	347,640
220-1120-8200-99	Furniture and Equipment	Noninventory	0	4,997	0	10,000	10,000	10,000
Total Capital Outlay			0	4,997	0	10,000	10,000	10,000
Total Expenditures			1,305,095	1,311,250	1,768,245	1,842,024	1,842,024	1,842,024

Douglas County, Oregon
Public Safety Fund
Work Crew

PERSONNEL SERVICES					
	Actual	Actual	Revised	Budget	
	FTE	FTE	Budget	FY 16-17	
	FY 13-14	FY 14-15	FTE	FTE	Amount
Work Crew Manager	1.00	1.00	1.00	1.00	43,325
Work Crew Leadworker	1.00	1.00	1.00	1.00	49,795
Work Crew Supervisor	3.00	3.00	4.00	6.00	220,006
Transfer Site Attendant 2	3.00	3.00	14.00	14.00	335,951
Transfer Site Attendant 1	4.00	4.00			
Department Assistant 4	1.00	1.00	1.00	1.00	33,051
Total Regular	<u>13.00</u>	<u>13.00</u>	<u>21.00</u>	<u>23.00</u>	<u>682,128</u>
Temporary					70,000
Overtime					50,000
PERS		23.25%, 32.48%			220,891
Social Security		7.65%			61,363
Worker's Compensation		2.00%			16,043
Unemployment		0.90%			7,219
Medical & Dental Insurance		\$1,365/mo			376,740
Total Personnel Services					<u><u>1,484,384</u></u>

DOUGLAS INTERAGENCY NARCOTICS TEAM



Douglas County, Oregon
 Public Safety Fund
 Douglas Interagency Narcotics Team (1700)

	Actual FY 12-13	Actual FY 13-14	Actual FY 14-15	Revised Budget FY 15-16	Proposed FY 16-17	Approved FY 16-17	Adopted FY 16-17
<u>RESOURCES</u>							
Beginning Balance	466,526	554,667	596,082	525,000	700,000	700,000	700,000
Revenues:							
Forfeitures, Interest and Other Misc	161,921	114,788	238,898	161,200	140,600	140,600	140,600
Intergovernmental Revenues	440,561	439,901	415,118	346,000	339,000	339,000	339,000
Total Revenues	602,482	554,689	654,016	507,200	479,600	479,600	479,600
TOTAL RESOURCES	1,069,008	1,109,356	1,250,098	1,032,200	1,179,600	1,179,600	1,179,600
<u>REQUIREMENTS</u>							
Personnel Services	275,650	283,801	278,172	306,393	295,163	295,163	295,163
Materials & Services	235,950	219,389	188,928	253,473	257,430	257,430	257,430
Capital Outlay	2,741	10,084	1,395				
Total Expenditures	514,341	513,274	468,495	559,866	552,593	552,593	552,593
Ending Balance	554,667	596,082	781,603	472,334	627,007	627,007	627,007
TOTAL REQUIREMENTS	1,069,008	1,109,356	1,250,098	1,032,200	1,179,600	1,179,600	1,179,600
Staffing FTE	2.00	2.00	2.00	2.00	2.00	2.00	2.00

Douglas County, Oregon
Public Safety Fund
Douglas Interagency Narcotics Team

Department Detail

			Actual	Actual	Revised	Proposed	Approved	Adopted
			FY 13-14	FY 14-15	Budget	FY 16-17	FY 16-17	FY 16-17
					FY 15-16			
220-1700-3030-00	Restitution	General	200	75	0	0	0	0
220-1700-3090-01	Forfeitures	Shared Forfeitures	60,305	112,816	75,000	100,000	100,000	100,000
220-1700-3090-02	Forfeitures	Nonshared Forfeitures	40,002	98,850	71,200	35,600	35,600	35,600
220-1700-3190-00	Fed-Other Assistance	General	0	66,358	63,000	49,000	49,000	49,000
220-1700-3290-00	State/Fed-Other Assistance	General	97,140	0	28,000	20,000	20,000	20,000
220-1700-3290-05	State/Fed-Other Assistance	OR State Police-HIDTA	79,001	76,216	75,000	90,000	90,000	90,000
220-1700-3450-09	Shared Revenues	Alcoholic Beverage Tax	263,760	272,544	180,000	180,000	180,000	180,000
220-1700-3800-01	Interest	General Investments	1,501	2,930	5,000	5,000	5,000	5,000
220-1700-3840-00	Contributions and Donations	General	0	100	0	0	0	0
220-1700-3870-95	Other Sales	Sale of Seized Property	3,357	0	0	0	0	0
220-1700-3879-00	Miscellaneous	General	9,423	24,127	10,000	0	0	0
Total Revenue			554,689	654,016	507,200	479,600	479,600	479,600
220-1700-4000-00	Regular Employees	General	120,684	126,944	125,456	126,019	126,019	126,019
220-1700-4030-00	Temporary Employees	General	35,564	39,750	39,124	39,904	39,904	39,904
220-1700-4050-00	Overtime	General	28,498	18,476	33,400	28,900	28,900	28,900
220-1700-4500-00	PERS	General	53,892	46,245	59,221	50,631	50,631	50,631
220-1700-4510-00	Social Security	General	14,001	14,073	15,146	14,904	14,904	14,904
220-1700-4520-00	Workers' Compensation	General	647	648	692	1,461	1,461	1,461
220-1700-4530-00	Medical and Dental Insurance	General	29,612	31,758	32,760	32,760	32,760	32,760
220-1700-4540-00	Unemployment	General	903	278	594	584	584	584
Total Personnel Services			283,801	278,172	306,393	295,163	295,163	295,163
220-1700-5700-01	Investigation and Prosecution	Evidence Procurement	8,830	13,324	15,000	20,000	20,000	20,000
220-1700-5700-12	Investigation and Prosecution	Forfeiture Processing	3,836	4,260	3,500	3,500	3,500	3,500
220-1700-5700-90	Investigation and Prosecution	Interagency Reimbursements	15,977	15,101	15,249	12,166	12,166	12,166
220-1700-6100-00	Medical Supplies	General	0	0	500	500	500	500
220-1700-6290-00	Software Purchases	General	363	114	1,000	1,000	1,000	1,000
220-1700-6290-10	Software Purchases	Software Updates/Maintenance	0	0	0	3,000	3,000	3,000
220-1700-6295-00	Equipment-Noninventory	General	2,918	3,777	5,153	10,153	10,153	10,153
220-1700-6299-00	Other Materials and Supplies	General	1,063	74	900	900	900	900
220-1700-6450-00	Equipment/Vehicle Rent	General	87,486	56,838	74,482	67,741	67,741	67,741

Douglas County, Oregon
Public Safety Fund
Douglas Interagency Narcotics Team

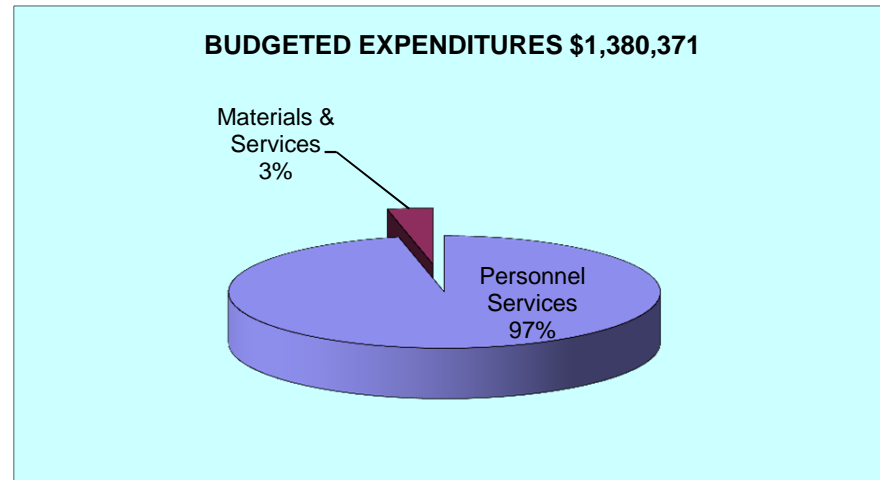
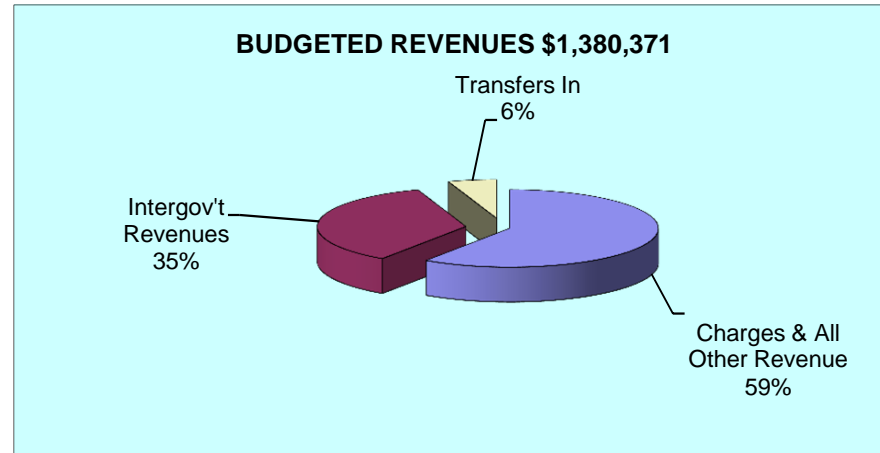
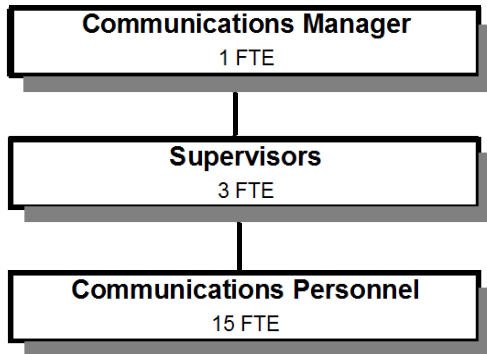
Department Detail

			Actual	Actual	Revised	Proposed	Approved	Adopted
			FY 13-14	FY 14-15	Budget	FY 16-17	FY 16-17	FY 16-17
					FY 15-16			
220-1700-6500-00	Interdept Vehicle Expense	General	16,888	11,729	29,250	29,030	29,030	29,030
220-1700-6510-00	Equip/Vehicle Main & Repair	General	489	0	2,000	2,000	2,000	2,000
220-1700-6510-02	Equip/Vehicle Main & Repair	Equipment Service Contracts	515	0	0	0	0	0
220-1700-6680-01	Communication	Telephone	2,537	4,428	10,299	9,280	9,280	9,280
220-1700-6685-00	Utilities	General	0	0	0	720	720	720
220-1700-6720-01	Fire/Liability Insurance	Liability Ins Interdept Charges	280	200	200	1,500	1,500	1,500
220-1700-6720-02	Fire/Liability Insurance	Liability Insurance	70,708	67,813	71,200	71,200	71,200	71,200
220-1700-7400-00	Office Supplies and Expenses	General	2,154	2,454	5,000	5,000	5,000	5,000
220-1700-7410-00	Postage	General	520	285	600	600	600	600
220-1700-7420-01	Duplicating Services	Photos, Photostats, Copying	418	348	2,500	2,500	2,500	2,500
220-1700-7500-00	Subscriptions & Periodicals	General	0	64	400	400	400	400
220-1700-7550-00	Travel	General	2,002	6,279	11,700	11,700	11,700	11,700
220-1700-7560-00	Conventions, Schools, Seminars	General	2,405	1,840	3,500	3,500	3,500	3,500
220-1700-7580-00	Dues and Memberships	General	0	0	400	400	400	400
220-1700-7850-00	Pre-employment Testing	General	0	0	640	640	640	640
Total Materials and Services			219,389	188,928	253,473	257,430	257,430	257,430
220-1700-8200-00	Furniture and Equipment	General	10,084	0	0	0	0	0
220-1700-8200-99	Furniture and Equipment	Noninventory	0	1,395	0	0	0	0
Total Capital Outlay			10,084	1,395	0	0	0	0
Total Expenditures			513,274	468,495	559,866	552,593	552,593	552,593

Douglas County, Oregon
Public Safety Fund
Douglas Interagency Narcotics Team

PERSONNEL SERVICES					
	Actual FTE FY 13-14	Actual FTE FY 14-15	Revised Budget FTE FY 15-16	Budget FY 16-17	
				FTE	Amount
Administrative Assistant	1.00	1.00	1.00	1.00	48,755
Deputy District Attorney 3	1.00	1.00	1.00	1.00	77,264
Total Regular	2.00	2.00	2.00	2.00	126,019
Temporary					39,904
Overtime					28,900
PERS		23.25%, 32.48%			50,631
Social Security		7.65%			14,904
Worker's Compensation		0.75%			1,461
Unemployment		0.30%			584
Medical & Dental Insurance		\$1,365/mo			32,760
Total Personnel Services					<u>295,163</u>

COMMUNICATIONS 911 & DISPATCH



Douglas County, Oregon
Public Safety Fund
Communications 911 and Dispatch (1800)

	Actual FY 12-13	Actual FY 13-14	Actual FY 14-15	Revised Budget FY 15-16	Proposed FY 16-17	Approved FY 16-17	Adopted FY 16-17
<u>RESOURCES</u>							
Beginning Balance	10,822	204,780	218,801				
Revenues:							
Charges and Other Revenues	864,692	730,670	772,446	797,195	821,036	821,036	821,036
Intergovernmental Revenues	521,043	510,183	504,898	486,875	486,875	486,875	486,875
Transfers In - General Fund				89,153	72,460	72,460	72,460
Total Revenue	1,385,735	1,240,853	1,277,344	1,373,223	1,380,371	1,380,371	1,380,371
TOTAL RESOURCES	1,396,557	1,445,633	1,496,145	1,373,223	1,380,371	1,380,371	1,380,371
<u>REQUIREMENTS</u>							
Personnel Services	1,822,460	1,812,497	1,884,376	1,931,587	1,945,510	1,945,510	1,945,510
Materials & Services	50,780	19,901	36,176	56,450	68,120	68,120	68,120
	1,873,240	1,832,398	1,920,552	1,988,037	2,013,630	2,013,630	2,013,630
Less: Reimbursement from Enforcement	(681,463)	(605,566)	(606,128)	(614,814)	(633,259)	(633,259)	(633,259)
Total Expenditures	1,191,777	1,226,832	1,314,424	1,373,223	1,380,371	1,380,371	1,380,371
Ending Balance	204,780	218,801	181,721				
TOTAL REQUIREMENTS	1,396,557	1,445,633	1,496,145	1,373,223	1,380,371	1,380,371	1,380,371
Staffing FTE	20.00	20.00	20.00	19.00	19.00	19.00	19.00

Douglas County, Oregon
Public Safety Fund
Communications 911 and Dispatch

Department Detail

			Actual	Actual	Revised	Proposed	Approved	Adopted
			FY 13-14	FY 14-15	Budget	FY 16-17	FY 16-17	FY 16-17
					FY 15-16			
220-1800-2380-00	Communications Contracts	General	727,008	769,751	794,695	818,536	818,536	818,536
220-1800-3450-06	Shared Revenues	911 Revenues	510,183	504,898	486,875	486,875	486,875	486,875
220-1800-3800-01	Interest	General Investments	110	(5)	0	0	0	0
220-1800-3879-00	Miscellaneous	General	3,552	2,700	2,500	2,500	2,500	2,500
220-1800-3900-01	Transfers In	General Fund	0	0	89,153	72,460	72,460	72,460
Total Revenue			1,240,853	1,277,344	1,373,223	1,380,371	1,380,371	1,380,371
220-1800-4000-00	Regular Employees	General	1,016,385	1,042,625	1,044,593	1,036,300	1,036,300	1,036,300
220-1800-4050-00	Overtime	General	88,719	109,028	87,500	95,000	95,000	95,000
220-1800-4500-00	PERS	General	294,061	300,544	322,311	321,407	321,407	321,407
220-1800-4510-00	Social Security	General	80,756	84,907	86,605	86,544	86,544	86,544
220-1800-4520-00	Workers' Compensation	General	3,868	4,031	3,962	8,485	8,485	8,485
100-1800-4520-01	Workers' Compensation	Workers Comp Claims	1,411	0	0	0	0	0
220-1800-4530-00	Medical and Dental Insurance	General	321,871	341,514	383,220	394,380	394,380	394,380
220-1800-4540-00	Unemployment	General	5,426	1,727	3,396	3,394	3,394	3,394
Total Personnel Services			1,812,497	1,884,376	1,931,587	1,945,510	1,945,510	1,945,510
220-1800-5000-00	Legal Services	General	0	0	1,500	1,500	1,500	1,500
220-1800-6290-00	Software Purchases	General	143	134	1,500	1,500	1,500	1,500
220-1800-6290-10	Software Purchases	Software Updates/Maintenance	0	0	0	170	170	170
220-1800-6295-00	Equipment-Noninventory	General	4,912	2,861	7,500	7,500	7,500	7,500
220-1800-6460-00	Software Rental	General	940	20,221	22,000	22,000	22,000	22,000
220-1800-6500-00	Interdept Vehicle Expense	General	660	593	2,000	2,000	2,000	2,000
220-1800-6510-02	Equip/Vehicle Main & Repair	Equip Service Contracts	3,720	0	5,000	5,000	5,000	5,000
220-1800-6680-01	Communication	Telephone	224	1,568	2,000	2,000	2,000	2,000
220-1800-6720-01	Fire/Liability Insurance	Liability Ins Charges	5,400	6,000	5,500	17,000	17,000	17,000
220-1800-7400-00	Office Supplies and Expenses	General	1,382	1,603	2,500	2,500	2,500	2,500
220-1800-7410-00	Postage	General	111	180	300	300	300	300
220-1800-7550-00	Travel	General	136	117	1,000	1,000	1,000	1,000
220-1800-7560-00	Conventions, Schools, Seminars	General	2,153	1,128	3,000	3,000	3,000	3,000

Douglas County, Oregon
 Public Safety Fund
 Communications 911 and Dispatch

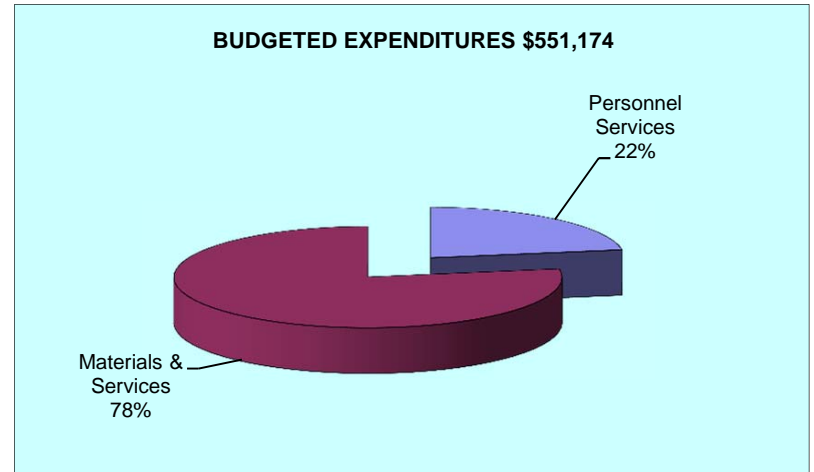
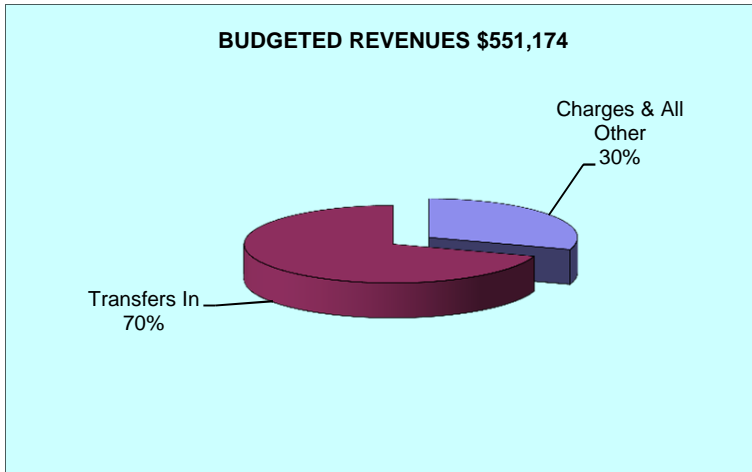
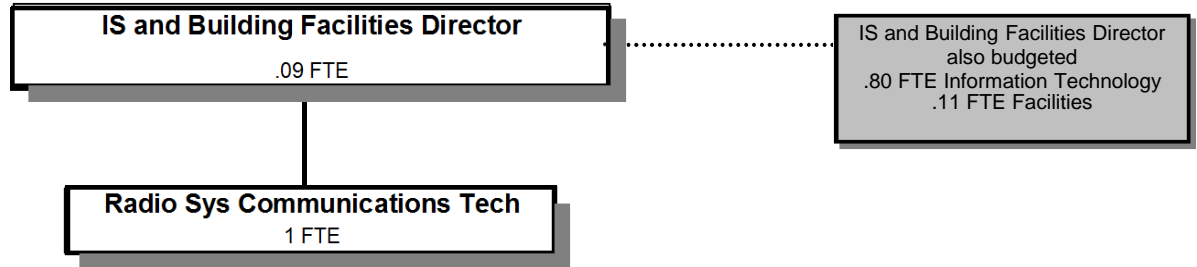
Department Detail

			Actual	Actual	Revised	Proposed	Approved	Adopted
			FY 13-14	FY 14-15	Budget	FY 16-17	FY 16-17	FY 16-17
					FY 15-16			
220-1800-7580-00	Dues and Memberships	General	120	0	150	150	150	150
220-1800-7850-00	Pre-employment Testing	General	0	1,771	2,500	2,500	2,500	2,500
Total Materials and Services			19,901	36,176	56,450	68,120	68,120	68,120
Total Expenditures before Intrafund Transfers			1,832,398	1,920,552	1,988,037	2,013,630	2,013,630	2,013,630
220-1800-9899-80	Intrafund Transfers	Sheriff Enforcement	(605,566)	(606,128)	(614,814)	(633,259)	(633,259)	(633,259)
Total Expenditures			1,226,832	1,314,424	1,373,223	1,380,371	1,380,371	1,380,371

Douglas County, Oregon
Public Safety Fund
Communications 911 and Dispatch

PERSONNEL SERVICES					
	Actual	Actual	Revised	Budget	
	FTE	FTE	Budget	FY 16-17	
	<u>FY 13-14</u>	<u>FY 14-15</u>	<u>FY 15-16</u>	<u>FTE</u>	<u>Amount</u>
Communication Supervisor-Basic	3.00	3.00	3.00	3.00	200,770
Communications Officer-Basic	16.00	16.00	15.00	15.00	758,300
Sergeant	1.00	1.00	1.00	1.00	77,230
Total Regular	<u>20.00</u>	<u>20.00</u>	<u>19.00</u>	<u>19.00</u>	<u>1,036,300</u>
Overtime					95,000
PERS		23.25%, 32.48%			321,407
Social Security		7.65%			86,544
Worker's Compensation		0.75%			8,485
Unemployment		0.30%			3,394
Medical & Dental Insurance		Varied			394,380
Total Personnel Services					<u><u>1,945,510</u></u>

Radio System



Douglas County, Oregon
Public Safety Fund
Radio System (1900)

	Actual FY 12-13	Actual FY 13-14	Actual FY 14-15	Revised Budget FY 15-16	Proposed FY 16-17	Approved FY 16-17	Adopted FY 16-17
<u>RESOURCES</u>							
Beginning Balance	21,200	25,133	63,523				
Revenues:							
Charges and Other Revenues	116,423	132,414	135,419	168,516	165,711	165,711	165,711
Transfers In - Public Works	340,000	327,940	396,804	385,463	385,463	385,463	385,463
Total Revenue	456,423	460,354	532,223	553,979	551,174	551,174	551,174
TOTAL RESOURCES	477,623	485,487	595,746	553,979	551,174	551,174	551,174
<u>REQUIREMENTS</u>							
Personnel Services	113,169	121,341	122,375	115,433	123,595	123,595	123,595
Materials & Services	272,688	300,624	324,727	438,546	427,579	427,579	427,579
Capital Outlay	66,633		32,518				
Total Expenditures	452,490	421,965	479,620	553,979	551,174	551,174	551,174
Ending Balance	25,133	63,523	116,126				
TOTAL REQUIREMENTS	477,623	485,488	595,746	553,979	551,174	551,174	551,174
Staffing FTE	1.19	1.19	1.19	1.09	1.09	1.09	1.09

Douglas County, Oregon
Public Safety Fund
Radio System

Department Detail

			Actual	Actual	Revised	Proposed	Approved	Adopted
			FY 13-14	FY 14-15	Budget	FY 16-17	FY 16-17	FY 16-17
					FY 15-16			
220-1900-3800-01	Interest	General Investments	29	283	0	0	0	0
220-1900-3820-50	Rents, Leases and Royalties	Radio Facility	132,385	135,136	168,516	165,711	165,711	165,711
220-1900-3900-11	Transfers In	Public Works	327,940	396,804	385,463	385,463	385,463	385,463
Total Revenue			460,354	532,223	553,979	551,174	551,174	551,174
220-1900-4000-00	Regular Employees	General	76,757	78,996	73,254	77,059	77,059	77,059
220-1900-4050-00	Overtime	General	280	521	0	2,000	2,000	2,000
220-1900-4500-00	PERS	General	20,532	18,851	18,245	19,804	19,804	19,804
220-1900-4510-00	Social Security	General	5,653	5,847	5,604	6,048	6,048	6,048
220-1900-4520-00	Workers' Compensation	General	270	278	256	593	593	593
220-1900-4530-00	Medical and Dental Insurance	General	17,471	17,763	17,854	17,854	17,854	17,854
220-1900-4540-00	Unemployment	General	378	119	220	237	237	237
Total Personnel Services			121,341	122,375	115,433	123,595	123,595	123,595
220-1900-5099-00	Other Professional Services	General	22,309	15,837	15,000	15,000	15,000	15,000
220-1900-5199-10	Other Technical Services	Pacific Power Line Charge	26,317	30,906	37,000	33,000	33,000	33,000
220-1900-6065-00	Fuel and Oil	General	24,251	21,648	33,000	33,000	33,000	33,000
220-1900-6065-03	Fuel and Oil	Propane	100	100	500	500	500	500
220-1900-6295-00	Equipment-Noninventory	General	6,272	3,307	41,398	42,000	42,000	42,000
220-1900-6400-50	Land and Building Rent	Radio Facility Lease	153,007	147,465	188,303	186,260	186,260	186,260
220-1900-6500-00	Interdept Vehicle Expense	General	3,608	4,513	4,000	3,000	3,000	3,000
220-1900-6510-10	Equip/Vehicle Main & Repair	Comm System M&R	62,459	97,049	78,516	102,124	102,124	102,124
220-1900-6550-00	Building and Grounds Maint	General	0	0	35,000	7,935	7,935	7,935
220-1900-6680-10	Communication	Internet Service	0	1,011	1,560	1,560	1,560	1,560
220-1900-6680-13	Communication	Frequency Lease	1,591	1,940	1,545	2,000	2,000	2,000
220-1900-6720-01	Fire/Liability Insurance	Liability Ins Charges	0	150	120	600	600	600
220-1900-7410-00	Postage	General	386	515	404	500	500	500

Douglas County, Oregon
 Public Safety Fund
 Radio System


Department Detail

			Actual	Actual	Revised	Proposed	Approved	Adopted
			FY 13-14	FY 14-15	Budget	FY 16-17	FY 16-17	FY 16-17
					FY 15-16			
220-1900-7560-00	Conventions, Schools, Seminars	General	318	0	2,200	0	0	0
220-1900-7900-00	Miscellaneous	General	6	286	0	100	100	100
Total Materials and Services			300,624	324,727	438,546	427,579	427,579	427,579
220-1900-8300-00	Vehicles and Heavy Equipment	General	0	32,518	0	0	0	0
Total Capital Outlay			0	32,518	0	0	0	0
Total Expenditures			421,965	479,620	553,979	551,174	551,174	551,174

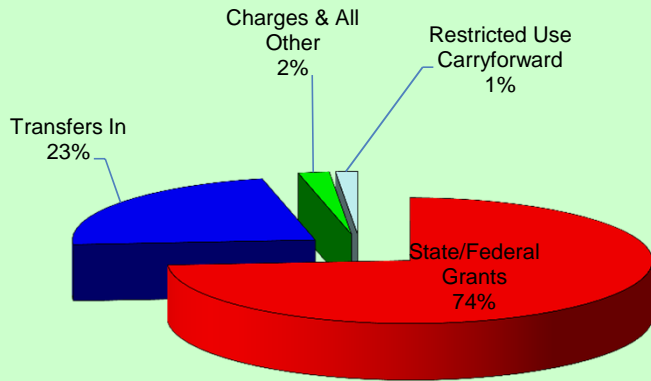
Douglas County, Oregon
Public Safety Fund
Radio System

PERSONNEL SERVICES					
	Actual FTE FY 13-14	Actual FTE FY 14-15	Revised Budget FTE FY 15-16	Budget FY 16-17	
				FTE	Amount
IS and Building Facilities Director	0.09	0.09	0.09	0.09	13,411
IS Project Manager	0.10	0.10			
Radio Sys Communications Tech	1.00	1.00	1.00	1.00	63,648
Total Regular	<u>1.19</u>	<u>1.19</u>	<u>1.09</u>	<u>1.09</u>	<u>77,059</u>
Overtime					2,000
PERS		23.25%, 32.48%			19,804
Social Security		7.65%			6,048
Worker's Compensation		0.75%			593
Unemployment		0.30%			237
Medical & Dental Insurance		\$1,365/mo			17,854
Total Personnel Services					<u><u>123,595</u></u>

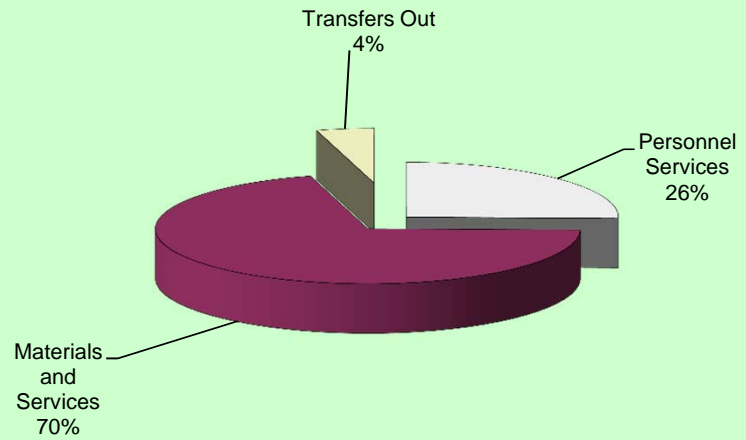
DEPARTMENT OF HEALTH AND SOCIAL SERVICES



BUDGETED RESOURCES \$3,697,903



BUDGETED REQUIREMENTS \$3,697,903



Douglas County, Oregon
Health and Social Services Fund (207)
Summary

	Actual FY 12-13	Actual FY 13-14	Actual FY 14-15	Revised Budget FY 15-16	Proposed FY 16-17	Approved FY 16-17	Adopted FY 16-17
<u>RESOURCES</u>							
Beginning Fund Balance							
Use Restricted by Payee	6,973,886	6,681,043	4,325,220	565,351	53,896	53,896	53,896
Unrestricted Use	150,000	150,000	158,148				
	<u>7,123,886</u>	<u>6,831,043</u>	<u>4,483,368</u>	<u>565,351</u>	<u>53,896</u>	<u>53,896</u>	<u>53,896</u>
Revenues and Other Sources:							
Divisional:							
Intergovernmental Revenues	14,765,250	14,692,106	3,761,937	4,144,078	2,730,541	2,730,541	2,730,541
Charges and Other Revenues	999,935	977,373	243,983	206,480	76,253	76,253	76,253
Interest	47,677	33,910	20,579				
Transfers In - General Fund	70,182	61,415					
Transfers In - Public Safety Fund	21,532	25,933	1,830				
Undesignated:							
Transfers In - General Fund	1,177,912	1,287,131	1,350,654	957,165	837,213	837,213	837,213
	<u>17,082,488</u>	<u>17,077,868</u>	<u>5,378,983</u>	<u>5,307,723</u>	<u>3,644,007</u>	<u>3,644,007</u>	<u>3,644,007</u>
TOTAL RESOURCES	24,206,374	23,908,911	9,862,351	5,873,074	3,697,903	3,697,903	3,697,903
<u>REQUIREMENTS</u>							
Expenditures and Other Requirements:							
Personnel Services	12,463,313	13,954,224	3,330,867	3,337,934	937,973	937,973	937,973
Materials & Services	4,104,880	4,523,400	5,199,539	2,208,538	2,598,076	2,598,076	2,598,076
Capital Outlay	109,415	50,196	8,106				
Transfers Out - General Fund	697,723	897,723	526,225	326,602	161,854	161,854	161,854
	<u>17,375,331</u>	<u>19,425,543</u>	<u>9,064,737</u>	<u>5,873,074</u>	<u>3,697,903</u>	<u>3,697,903</u>	<u>3,697,903</u>
Ending Fund Balance							
Use Restricted by Payee	6,681,043	4,325,220	566,897				
Unrestricted Use	150,000	158,148	230,717				
	<u>6,831,043</u>	<u>4,483,368</u>	<u>797,614</u>				
TOTAL REQUIREMENTS	24,206,374	23,908,911	9,862,351	5,873,074	3,697,903	3,697,903	3,697,903
Change in Fund Balance	(292,843)	(2,347,675)	(3,685,754)	(565,351)	(53,896)	(53,896)	(53,896)
Staffing FTE	179.10	197.90	73.80	45.35	13.85	13.85	13.85

PUBLIC HEALTH

Public Health Administrator/Health Officer

.25 FTE

Douglas County, Oregon
Health and Social Services Fund
Public Health Division (4030)

	Actual FY 12-13	Actual FY 13-14	Actual FY 14-15	Revised Budget FY 15-16	Proposed FY 16-17	Approved FY 16-17	Adopted FY 16-17
<u>RESOURCES</u>							
Beginning Balance (Use Restricted)	33,006	169,292	99,916	190,351	53,896	53,896	53,896
Intergovernmental Revenues	2,934,756	2,606,296	2,358,994	2,655,366	1,203,464	1,203,464	1,203,464
Charges and Other Revenues	457,588	420,501	95,268	136,240			
Total Revenue	3,392,344	3,026,797	2,454,262	2,791,606	1,203,464	1,203,464	1,203,464
TOTAL RESOURCES	3,425,350	3,196,089	2,554,178	2,981,957	1,257,360	1,257,360	1,257,360
<u>REQUIREMENTS</u>							
Personnel Services	2,431,134	2,447,610	1,878,191	2,461,025	34,841	34,841	34,841
Materials & Services	1,068,588	868,735	882,479	802,343	1,624,469	1,624,469	1,624,469
Capital Outlay	5,205						
Transfers Out - General Fund	142,091	193,915	176,904	262,799	98,050	98,050	98,050
Add: Expense Reimbursements to Other Divisions	354,080	416,790	319,960				
Total Expenditures	4,001,098	3,927,050	3,257,534	3,526,167	1,757,360	1,757,360	1,757,360
Ending Balance (Use Restricted)	169,292	99,916	112,089				
TOTAL REQUIREMENTS	4,170,390	4,026,966	3,369,623	3,526,167	1,757,360	1,757,360	1,757,360
Use of General County Resources	745,040	830,877	815,445	544,210	500,000	500,000	500,000
Staffing FTE	35.10	35.50	30.50	31.90	0.25	0.25	0.25

Douglas County, Oregon
Health and Social Services Fund
Public Health

Department Detail

			Actual	Actual	Revised	Proposed	Approved	Adopted
			FY 13-14	FY 14-15	Budget	FY 16-17	FY 16-17	FY 16-17
					FY 15-16			
207-4030-2280-02	Duplicating Services	Photocopies	0	0	2,000	0	0	0
207-4030-2500-00	Immunize Fees and Intl Care	General	80,903	55,734	80,240	0	0	0
207-4030-2510-00	Gen Medical Patient Fees	General	13,536	8,148	16,500	0	0	0
207-4030-2515-00	Medicare	General	30,455	861	3,000	0	0	0
207-4030-2520-00	Third Party Payee	General	29,129	26,609	34,500	0	0	0
207-4030-2610-00	Health and Safety Inspection	General	19,353	0	0	0	0	0
207-4030-2690-90	Other Health/Welfare Charges	Deposits Clearing	5,676	(5,461)	0	0	0	0
207-4030-2910-01	Health Licenses	Annual Restaurant License	157,220	0	0	0	0	0
207-4030-2910-02	Health Licenses	Temporary Restaurant License	21,711	214	0	0	0	0
207-4030-2910-11	Health Licenses	Swimming Pool License	10,148	0	0	0	0	0
207-4030-2910-21	Health Licenses	Tourist Facility License	22,644	0	0	0	0	0
207-4030-2930-00	Vending Machine Licenses	General	11,342	0	0	0	0	0
207-4030-3190-03	Fed-Other Assistance	HCC of S OR-Family Foundation	95,725	41,354	15,000	0	0	0
207-4030-3200-00	State/Fed-Health Division	General	3,019	1,739	0	0	0	0
207-4030-3200-27	State/Fed-Health Division	Healthy Communities	55,866	55,592	71,520	0	0	0
207-4030-3200-30	State/Fed-Health Division	Immunization Action Plan	27,929	27,615	27,615	26,896	26,896	26,896
207-4030-3200-50	State/Fed-Health Division	Maternal & Child Health	70,678	57,111	57,111	64,224	64,224	64,224
207-4030-3200-51	State/Fed-Health Division	Oregon Mother's Care	8,654	9,214	9,214	0	0	0
207-4030-3200-52	State/Fed-Health Division	Prenatal Expansion Project	5,565	0	0	0	0	0
207-4030-3200-55	State/Fed-Health Division	Family Planning	45,504	67,322	59,673	47,937	47,937	47,937
207-4030-3200-56	State/Fed-Health Division	Family Planning Expansion Proj	418,799	238,269	378,522	0	0	0
207-4030-3200-60	State/Fed-Health Division	WIC Program	542,900	555,175	564,654	554,130	554,130	554,130
207-4030-3200-70	State/Fed-Health Division	Bioterrorism Program	0	0	120,340	89,618	89,618	89,618
207-4030-3200-90	State/Fed-Health Division	State Water Program	42,347	0	0	0	0	0
207-4030-3200-91	State/Fed-Health Division	State Water Systems Non-EPA	3,379	0	0	0	0	0
207-4030-3220-01	State/Fed-Adult/Family Ser Div	Title 19-Comm Diseases	12,204	7,608	12,800	0	0	0
207-4030-3220-03	State/Fed-Adult/Family Ser Div	Title 19-Prenatal	10,332	16,561	0	0	0	0
207-4030-3220-04	State/Fed-Adult/Family Ser Div	Title 19-Family Planning	151,148	205,123	200,000	0	0	0
207-4030-3200-05	State/Fed-Adult/Family Ser Div	Title 19-Maternity Case Mgmt	2,954	3,524	6,000	0	0	0
207-4030-3220-11	State/Fed-Adult/Family Ser Div	Title 19-Babies First	345,234	298,910	405,145	0	0	0
207-4030-3290-13	State/Fed-Other Assistance	Medicaid Administration Claiming	179,009	97,322	104,379	0	0	0
207-4030-3300-20	State-Health Division	Tobacco Use Prevention/Ed	116,623	237,625	110,759	110,759	110,759	110,759
207-4030-3300-30	State-Health Division	Health Per Capita	120,212	119,465	119,465	122,900	122,900	122,900
207-4030-3300-36	State-Health Division	TB Funding	3,040	3,049	3,432	2,022	2,022	2,022
207-4030-3300-60	State-Health Division	School Based Clinics	105,735	105,735	106,000	184,978	184,978	184,978
207-4030-3390-52	State-Other Assistance	Crippled Children	25,500	17,600	21,022	0	0	0

Douglas County, Oregon
 Health and Social Services Fund
 Public Health

Department Detail

			Actual	Actual	Revised	Proposed	Approved	Adopted
			FY 13-14	FY 14-15	Budget	FY 16-17	FY 16-17	FY 16-17
					FY 15-16			
207-4030-3390-75	State-Other Assistance	OHP-DCIPA	132,012	123,984	170,951	0	0	0
207-4030-3395-00	Local Assistance	General	24,700	0	0	0	0	0
207-4030-3395-07	Local Assistance	Ford Family Foundation	20,305	20,305	0	0	0	0
207-4030-3550-51	Cost Share	ESD Agreement	36,923	48,792	91,764	0	0	0
207-4030-3875-00	Expense Reimbursements	General	2,990	4,087	0	0	0	0
207-4030-3879-00	Miscellaneous	General	125	5,070	0	0	0	0
207-4030-3879-10	Miscellaneous	Food Handler Certification	15,764	0	0	0	0	0
207-4030-3879-11	Miscellaneous	Health Dept Supplies	146	0	0	0	0	0
207-4030-3879-80	Miscellaneous	Cash Over/Short	(19)	6	0	0	0	0
207-4030-3879-95	Miscellaneous	NSF Checks	(622)	0	0	0	0	0
Total Revenue			3,026,797	2,454,262	2,791,606	1,203,464	1,203,464	1,203,464
207-4030-4000-00	Regular Employees	General	1,406,455	1,052,677	1,375,435	31,876	31,876	31,876
207-4030-4030-00	Temporary Employees	General	75,704	67,004	21,300	0	0	0
207-4030-4050-00	Overtime	General	343	170	0	0	0	0
207-4030-4500-00	PERS	General	358,002	270,667	394,552	0	0	0
207-4030-4510-00	Social Security	General	108,443	82,686	106,850	2,439	2,439	2,439
207-4030-4520-00	Workers' Compensation	General	5,297	7,839	9,777	239	239	239
207-4030-4520-01	Workers' Compensation	Workers Comp Claims	685	0	0	0	0	0
207-4030-4530-00	Medical and Dental Insurance	General	482,324	389,309	540,540	0	0	0
207-4030-4540-00	Unemployment	General	10,357	7,839	12,571	287	287	287
Total Personnel Services			2,447,610	1,878,191	2,461,025	34,841	34,841	34,841
207-4030-5030-00	Physician Services	General	50,850	51,350	1,250	0	0	0
207-4030-5099-00	Other Professional Services	General	55,711	219,904	24	0	0	0
207-4030-5099-20	Other Professional Services	Health Services	103,753	102,486	118,840	175,729	175,729	175,729
207-4030-5099-24	Other Professional Services	Add'l Support Hlth Programs	0	0	0	324,458	324,458	324,458
207-4030-5099-25	Other Professional Services	Outside Public Hlth Programs	0	0	0	974,479	974,479	974,479
207-4030-5300-00	Health & Social Svcs Contracts	General	2,500	400	118,960	0	0	0
207-4030-5340-00	Community Health Contracts	General	7,650	4,130	3,000	0	0	0
207-4030-5340-01	Community Health Contracts	Diagnostic Evaluation & Testing	68	0	0	0	0	0
207-4030-5340-10	Community Health Contracts	Targeted Case Mgmt-State	120,000	110,000	149,336	149,336	149,336	149,336
207-4030-5350-00	Environmental Health Contracts	General	23,094	0	0	0	0	0
207-4030-5370-30	Other Health/Welfare Contracts	Medicaid Match	92,840	49,541	52,190	0	0	0
207-4030-5370-31	Other Health/Welfare Contracts	Match Funds	828	0	0	0	0	0

Douglas County, Oregon
 Health and Social Services Fund
 Public Health

Department Detail

			Actual	Actual	Revised	Proposed	Approved	Adopted
			FY 13-14	FY 14-15	Budget	FY 16-17	FY 16-17	FY 16-17
					FY 15-16			
207-4030-6100-00	Medical Supplies	General	262,851	204,576	190,228	0	0	0
207-4030-6290-00	Software Purchases	General	3,519	345	0	0	0	0
207-4030-6290-10	Software Purchases	Software Updates/Maintenance	0	2,630	49,766	0	0	0
207-4030-6295-00	Equipment-Noninventory	General	1,837	8,495	2,000	0	0	0
207-4030-6299-00	Other Materials and Supplies	General	17,402	11,957	21,966	0	0	0
207-4030-6450-02	Equipment/Vehicle Rent	Copy Machines	4,937	3,648	4,513	0	0	0
207-4030-6500-00	Interdept Vehicle Expense	General	27,598	8,362	19,474	0	0	0
207-4030-6510-00	Equip/Vehicle Main & Repair	General	1,464	1,850	1,440	0	0	0
207-4030-6510-02	Equip/Vehicle Main & Repair	Equipment Service Contracts	3,686	1,980	1,270	0	0	0
207-4030-6550-10	Building and Grounds Main	Structural M&R	1,150	0	0	0	0	0
207-4030-6680-01	Communication	Telephone	11,829	18,309	14,830	0	0	0
207-4030-6720-01	Fire/Liability Insurance	Liability Ins Interdept Charge	9,690	10,382	7,140	467	467	467
207-4030-6720-05	Fire/Liability Insurance	Professional Liability Insurance	7,227	10,543	0	0	0	0
207-4030-7300-00	Advertising/Publicity	General	0	10,251	250	0	0	0
207-4030-7400-00	Office Supplies and Expenses	General	11,903	8,653	8,800	0	0	0
207-4030-7410-00	Postage	General	8,463	3,851	3,780	0	0	0
207-4030-7420-01	Duplicating Services	Photos, Photostats, Copying	5,195	5,046	1,200	0	0	0
207-4030-7500-00	Subscriptions, Books	General	2,526	2,262	700	0	0	0
207-4030-7550-00	Travel	General	1,077	50	250	0	0	0
207-4030-7550-80	Travel	Mileage Reimbursement	196	215	0	0	0	0
207-4030-7560-00	Conventions, Schools, Seminars	General	20,135	22,136	21,511	0	0	0
207-4030-7580-00	Dues and Memberships	General	7,768	8,203	9,275	0	0	0
207-4030-7800-00	Legal Publication and Printing	General	57	184	150	0	0	0
207-4030-7820-00	Advisory Committee Expense	General	76	0	0	0	0	0
207-4030-7850-00	Pre-employment Testing	General	855	340	200	0	0	0
207-4030-7900-00	Miscellaneous	General	0	400	0	0	0	0
Total Materials & Services			868,735	882,479	802,343	1,624,469	1,624,469	1,624,469
207-4030-9500-01	Transfers Out	General Fund	193,915	176,904	262,799	98,050	98,050	98,050
207-4030-9899-03	Intrafund Transfers	Public Health	(1,800)	0	0	0	0	0
207-4030-9899-22	Intrafund Transfers	Accounting	41,960	22,551	0	0	0	0
207-4030-9899-24	Intrafund Transfers	Offices	24,259	56,991	0	0	0	0
207-4030-9899-26	Intrafund Transfers	Medical Records	34,173	55,612	0	0	0	0
207-4030-9899-27	Intrafund Transfers	Client Accounts	31,539	65,268	0	0	0	0
207-4030-9899-28	Intrafund Transfers	Central Registration	46,109	61,486	0	0	0	0
207-4030-9899-40	Intrafund Transfers	MIS	51,843	24,316	0	0	0	0

Douglas County, Oregon
 Health and Social Services Fund
 Public Health

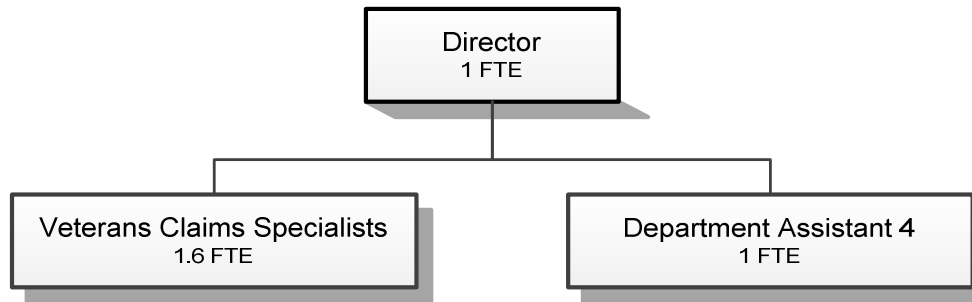
Department Detail

			Actual	Actual	Revised	Proposed	Approved	Adopted
			FY 13-14	FY 14-15	Budget	FY 16-17	FY 16-17	FY 16-17
					FY 15-16			
207-4030-9899-41	Intrafund Transfers	Info Tech	69,380	14,006	0	0	0	0
207-4030-9899-50	Intrafund Transfers	Dept. Admin	119,327	19,730	0	0	0	0
Total Other Requirements			610,705	496,864	262,799	98,050	98,050	98,050
Total Expenditures			3,927,050	3,257,534	3,526,167	1,757,360	1,757,360	1,757,360

Douglas County, Oregon
Health and Social Services Fund
Public Health

PERSONNEL SERVICES					
	Actual	Actual	Revised	Budget	
	FTE	FTE	Budget	FY 16-17	
	FY 13-14	FY 14-15	FTE	FTE	Amount
PH Administrator / Health Officer				0.25	31,876
County Health Officer	0.10	0.10	0.10		
Health Ed Program Manager	1.00	0.80	1.00		
Environmental Health Specialist 2	3.00		1.00		
Environmental Health Program Supervisor	1.00				
Health Educator	1.00	1.00	0.80		
Com Health Division Director	1.00	1.00	1.00		
Nutrition Program Manager	1.00	1.00	1.00		
Nurse Practitioner	1.40	1.40	0.80		
Community Health Nurse 4	2.00	2.00	2.00		
Community Health Nurse 3	2.00	2.00	2.00		
Community Health Nurse 2	7.50	8.60	6.80		
Community Health Nurse 1	1.00	0.80	0.80		
Community Health Assistant	5.50	4.80	5.60		
Accounting Clerk 2			1.00		
Records Technician			1.00		
Administrative Assistant	1.00	1.00	1.00		
Office Manager 1	1.00				
Department Assistant 4	6.00	6.00	6.00		
Total Regular	<u>35.50</u>	<u>30.50</u>	<u>31.90</u>	<u>0.25</u>	<u>31,876</u>
Social Security		7.65%			2,439
Worker's Compensation		0.70%			239
Unemployment		0.90%			287
Medical & Dental Insurance		\$1,365 /mo			
Total Personnel Services					<u>34,841</u>

VETERANS SERVICES



Douglas County, Oregon
 Health and Social Services Fund
 Veterans Services (4040)

	Actual FY 12-13	Actual FY 13-14	Actual FY 14-15	Revised Budget FY 15-16	Proposed FY 16-17	Approved FY 16-17	Adopted FY 16-17
<u>RESOURCES</u>							
Beginning Balance (Use Restricted)			54,526				
Intergovernmental Revenues	68,530	126,375	66,727	89,690	89,690	89,690	89,690
Interest			25				
Total Revenue	68,530	126,375	66,752	89,690	89,690	89,690	89,690
TOTAL RESOURCES	68,530	126,375	121,278	89,690	89,690	89,690	89,690
<u>REQUIREMENTS</u>							
Personnel Services	175,691	182,171	211,860	207,655	243,196	243,196	243,196
Materials & Services	17,111	16,461	31,500	20,795	24,051	24,051	24,051
Capital Outlay		3,098	5,914				
Transfers Out - General Fund	12,093	15,612	16,529	16,529	16,529	16,529	16,529
Add: Expense Reimbursements to Other Divisions	(10,087)	(15,238)	11,704				
Total Expenditures	194,808	202,104	277,507	244,979	283,776	283,776	283,776
Ending Balance (Use Restricted)		54,526					
TOTAL REQUIREMENTS	194,808	256,630	277,507	244,979	283,776	283,776	283,776
Use of General County Resources	126,278	130,255	156,229	155,289	194,086	194,086	194,086
Staffing FTE	3.00	3.00	3.00	3.15	3.60	3.60	3.60

Douglas County, Oregon
Health and Social Services Fund
Veterans Services

Department Detail

			Actual	Actual	Revised	Proposed	Approved	Adopted
			FY 13-14	FY 14-15	Budget	FY 16-17	FY 16-17	FY 16-17
					FY 15-16			
207-4040-3390-00	State-Other Assistance	General	60,407	0	0	0	0	0
207-4040-3390-04	State-Other Assistance	Aid for Veteran Affairs	65,968	66,727	89,690	89,690	89,690	89,690
207-4040-3800-01	Interest	General Investments	0	25	0	0	0	0
Total Revenue			126,375	66,752	89,690	89,690	89,690	89,690
207-4040-4000-00	Regular Employees	General	105,331	108,077	128,423	140,428	140,428	140,428
207-4040-4030-00	Temporary Employees	General	918	25,675	3,500	3,500	3,500	3,500
207-4040-4050-00	Overtime	General	0	488		0	0	0
207-4040-4500-00	PERS	General	27,932	20,923	30,767	32,648	32,648	32,648
207-4040-4510-00	Social Security	General	7,621	9,897	10,093	11,010	11,010	11,010
207-4040-4520-00	Workers' Compensation	General	383	939	924	1,080	1,080	1,080
207-4040-4520-01	Workers' Compensation	Workers Comp Claims	0	2,000	0	0	0	0
207-4040-4530-00	Medical and Dental Insurance	General	39,242	42,922	32,760	53,235	53,235	53,235
207-4040-4540-00	Unemployment	General	744	939	1,188	1,295	1,295	1,295
Total Personnel Services			182,171	211,860	207,655	243,196	243,196	243,196
207-4040-6290-00	Software Purchases	General	0	0	0	60	60	60
207-4040-6290-10	Software Purchases	Software Updates/Maintenance	1,897	3,137	2,062	3,550	3,550	3,550
207-4040-6295-00	Equipment-Noninventory	General	2,383	228	0	725	725	725
207-4040-6299-00	Other Materials and Supplies	General	1,731	629	0	0	0	0
207-4040-6450-02	Equipment/Vehicle Rent	Copy Machines	517	142	220	220	220	220
207-4040-6500-00	Interdept Vehicle Expense	General	793	1,227	850	850	850	850
207-4040-6510-00	Equip/Vehicle Main & Repair	General	13	0	50	50	50	50
207-4040-6510-02	Equip/Vehicle Main & Repair	Equipment Service Contracts	7	0	0	0	0	0
207-4040-6680-01	Communication	Telephone	751	823	810	1,032	1,032	1,032
207-4040-6720-01	Fire/Liability Insurance	Liability Ins Interdept Charges	780	848	649	1,868	1,868	1,868
207-4040-7300-00	Advertising/Publicity	General	0	11,405	2,961	2,232	2,232	2,232
207-4040-7350-00	Printing	General	0	2,610	0	1,200	1,200	1,200
207-4040-7400-00	Office Supplies and Expenses	General	2,582	2,706	2,295	2,346	2,346	2,346
207-4040-7410-00	Postage	General	1,788	677	600	600	600	600
207-4040-7500-00	Subscriptions, Books & Periodi	General	65	0	50	50	50	50
207-4040-7550-00	Travel	Mileage Reimbursement	83	149	0	0	0	0
207-4040-7560-00	Conventions, Schools, Seminars	General	2,009	6,089	9,798	8,668	8,668	8,668
207-4040-7580-00	Dues and Memberships	General	295	830	450	600	600	600

Douglas County, Oregon
 Health and Social Services Fund
 Veterans Services

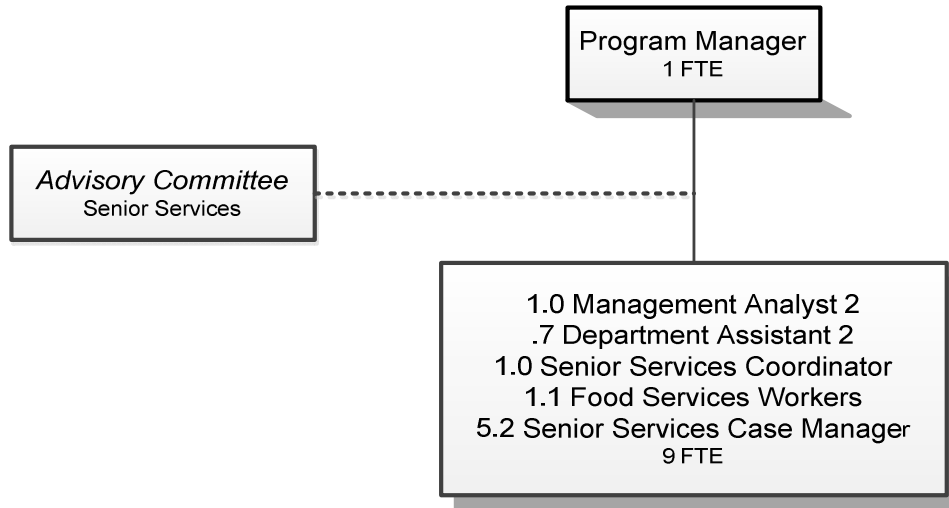
Department Detail

			Actual	Actual	Revised	Proposed	Approved	Adopted
			FY 13-14	FY 14-15	Budget	FY 16-17	FY 16-17	FY 16-17
					FY 15-16			
207-4040-7800-00	Legal Publication and Printing	General	646	0	0	0	0	0
207-4040-7850-00	Pre-employment Training	General	121	0	0	0	0	0
Total Materials & Services			16,461	31,500	20,795	24,051	24,051	24,051
207-4040-8200-99	Furniture and Equipment	Noninventory	3,098	5,914	0	0	0	0
Total Capital Outlay			3,098	5,914	0	0	0	0
207-4040-9500-01	Transfers Out	General Fund	15,612	16,529	16,529	16,529	16,529	16,529
207-4040-9899-15	Intrafund Transfers	Administration	(35,340)	0	0	0	0	0
207-4040-9899-22	Intrafund Transfers	Accounting	3,369	3,282	0	0	0	0
207-4040-9899-24	Intrafund Transfers	Offices	1,348	5,168	0	0	0	0
207-4040-9899-41	Intrafund Transfers	Info Tech	5,588	1,454	0	0	0	0
207-4040-9899-50	Intrafund Transfers	Dept. Admin	9,797	1,800	0	0	0	0
Total Other Requirements			374	28,233	16,529	16,529	16,529	16,529
Total Expenditures			202,104	277,507	244,979	283,776	283,776	283,776

Douglas County, Oregon
Health and Social Services Fund
Veterans Services

PERSONNEL SERVICES					
	Actual	Actual	Revised	Budget	
	FTE	FTE	Budget	FY 16-17	
	<u>FY 13-14</u>	<u>FY 14-15</u>	<u>FY 15-16</u>	<u>FTE</u>	<u>Amount</u>
Veterans Service Officer	1.00	1.00	1.00	1.00	54,748
Veterans Claims Specialist	1.00	1.00	1.60	1.60	53,472
Department Assistant 4	1.00	1.00	0.55	1.00	32,208
Total Regular	<u>3.00</u>	<u>3.00</u>	<u>3.15</u>	<u>3.60</u>	<u>140,428</u>
Temporary					3,500
PERS		23.25%, 32.48%			32,648
Social Security		7.65%			11,010
Worker's Compensation		0.75%			1,080
Unemployment		0.90%			1,295
Medical & Dental Insurance		\$1,365/mo			<u>53,235</u>
Total Personnel Services					<u><u>243,196</u></u>

SENIOR SERVICES



Douglas County, Oregon
 Health and Social Services Fund
 Senior Services Division (4050)

	Actual FY 12-13	Actual FY 13-14	Actual FY 14-15	Revised Budget FY 15-16	Proposed FY 16-17	Approved FY 16-17	Adopted FY 16-17
<u>RESOURCES</u>							
Intergovernmental Revenues	825,391	915,367	1,256,059	1,399,022	1,437,387	1,437,387	1,437,387
Charges and Other Revenues	83,962	82,814	68,244	70,240	74,253	74,253	74,253
Total	909,353	998,181	1,324,303	1,469,262	1,511,640	1,511,640	1,511,640
<u>REQUIREMENTS</u>							
Personnel Services	365,731	436,177	556,575	669,254	659,936	659,936	659,936
Materials & Services	628,472	646,351	904,617	910,400	944,095	944,095	944,095
Capital Outlay			2,192				
Transfers Out - General Fund	37,569	50,739	47,274	47,274	47,275	47,275	47,275
Add: Expense Reimbursements to Other Divisions	66,361	64,309	21,870				
Total	1,098,133	1,197,576	1,532,528	1,626,928	1,651,306	1,651,306	1,651,306
<i>Use of General County Resources</i>	188,780	199,395	208,225	157,666	139,666	139,666	139,666
Staffing FTE	7.30	9.70	9.30	10.30	10.00	10.00	10.00

Douglas County, Oregon
 Health and Social Services Fund
 Senior Services

Department Detail

			Actual	Actual	Revised	Proposed	Approved	Adopted
			FY 13-14	FY 14-15	Budget	FY 16-17	FY 16-17	FY 16-17
					FY 15-16			
207-4050-2680-01	Senior Services Program Rev	Congregate Meals	59,755	51,189	56,296	54,665	54,665	54,665
207-4050-2680-02	Senior Services Program Rev	Home Delivered Meals	10,379	10,675	12,744	11,662	11,662	11,662
207-4050-2680-10	Senior Services Program Rev	Home Care	11,701	3,420	1,200	7,926	7,926	7,926
207-4050-3210-00	State/Fed-Sr/Disabled Div	General	52,027	122,799	64,000	28,440	28,440	28,440
207-4050-3210-01	State/Fed-Sr/Disabled Div	SSD Title 19 Reimbursement	83,573	68,059	92,309	136,978	136,978	136,978
207-4050-3210-03	State/Fed-Sr/Disabled Div	OAA IIIB Social Services	146,291	109,548	164,012	164,952	164,952	164,952
207-4050-3210-04	State/Fed-Sr/Disabled Div	OAA IIIC1 Congregate Meals	210,217	221,696	205,174	212,165	212,165	212,165
207-4050-3210-05	State/Fed-Sr/Disabled Div	OAA IIIC2 Home Delivered Meals	130,592	126,913	105,305	108,055	108,055	108,055
207-4050-3210-06	State/Fed-Sr/Disabled Div	USDA Cash-in-Lieu	64,332	64,332	64,332	75,191	75,191	75,191
207-4050-3210-07	State/Fed-Sr/Disabled Div	OAA IIID In-Home Service	0	0	14,386	11,774	11,774	11,774
207-4050-3210-15	State/Fed-Sr/Disabled Div	OAA IIIE Family Caregiver	37,665	60,981	87,419	73,382	73,382	73,382
207-4050-3210-20	State/Fed-Sr/Disabled Div	VII B Elder Abuse Prevention	40	4,329	2,226	2,229	2,229	2,229
207-4050-3220-10	State/Fed-Adult/Family Ser Div	Title 19-Home Delivered Meals	4,493	19,462	18,812	21,370	21,370	21,370
207-4050-3310-00	State-Sr/Disabled Div	General	0	0	0	66,901	66,901	66,901
207-4050-3310-01	State-Sr/Disabled Div	Oregon Project Independence	47,797	124,039	211,931	141,000	141,000	141,000
207-4050-3310-02	State-Sr/Disabled Div	OPI Home Care Worker	121,471	223,476	187,211	270,000	270,000	270,000
207-4050-3310-04	State-Sr/Disabled Div	ADRC Gatekeeper	0	36,923	39,627	0	0	0
207-4050-3310-05	State-Sr/Disabled Div	ADRC Options Counseling	1,735	28,639	42,563	26,687	26,687	26,687
207-4050-3310-06	State-Sr/Disabled Div	ADRC Mental Health	4,634	30,384	36,963	50,000	50,000	50,000
207-4050-3310-07	State-Sr/Disabled Div	ADRC Alzheimer's	0	2,874	20,000	30,557	30,557	30,557
207-4050-3310-08	State-Sr/Disabled Div	ADRC Veterans	0	1,105	0	17,706	17,706	17,706
207-4050-3395-00	Local Assistance	General	10,500	10,500	42,752	0	0	0
207-4050-3840-xx	Contributions and Donations	Various	206	20	0	0	0	0
207-4050-3875-00	Expense Reimbursements	General	773	285	0	0	0	0
207-4050-3879-00	Miscellaneous	General	0	2,655	0	0	0	0
Total Revenue			998,181	1,324,303	1,469,262	1,511,640	1,511,640	1,511,640
207-4050-4000-00	Regular Employees	General	220,126	306,348	376,454	373,212	373,212	373,212
207-4050-4030-00	Temporary Employees	General	63,346	19,895	22,000	25,048	25,048	25,048
207-4050-4500-00	PERS	General	60,203	78,209	102,289	93,598	93,598	93,598
207-4050-4510-00	Social Security	General	21,068	23,892	30,482	30,467	30,467	30,467
207-4050-4520-00	Workers' Compensation	General	1,016	2,277	2,789	2,987	2,987	2,987

Douglas County, Oregon
 Health and Social Services Fund
 Senior Services

Department Detail

			Actual	Actual	Revised Budget	Proposed	Approved	Adopted
			FY 13-14	FY 14-15	FY 15-16	FY 16-17	FY 16-17	FY 16-17
207-4050-4530-00	Medical and Dental Insurance	General	68,432	123,665	131,654	131,040	131,040	131,040
207-4050-4540-00	Unemployment	General	1,986	2,289	3,586	3,584	3,584	3,584
Total Personnel Services			436,177	556,575	669,254	659,936	659,936	659,936
207-4050-5099-00	Other Professional Services	General	5,164	5,643	448	17,518	17,518	17,518
207-4050-5300-00	Health & Social Svcs Contracts	General	0	29,577	105,213	96,960	96,960	96,960
207-4050-5335-00	Senior Service Contracts	General	6,000	0	0	0	0	0
207-4050-5335-05	Senior Service Contracts	Food Services Contracts	214,218	224,391	264,745	249,189	249,189	249,189
207-4050-5335-07	Senior Service Contracts	Other Agency Food Service	14,840	15,449	15,449	18,046	18,046	18,046
207-4050-5335-10	Senior Service Contracts	Home Delivered Food Services	169,158	170,544	180,418	162,633	162,633	162,633
207-4050-5335-25	Senior Service Contracts	Legal Services	5,753	17,325	18,280	8,051	8,051	8,051
207-4050-5335-30	Senior Service Contracts	Adult Day Care	2,750	0	0	0	0	0
207-4050-5335-40	Senior Service Contracts	Options Counseling	0	18,900	15,388	0	0	0
207-4050-5370-10	Other Health/Welfare Contracts	Home Care Workers	121,471	223,476	187,211	270,000	270,000	270,000
207-4050-5790-55	Transport Costs	Volunteer Reimbursements	16,801	17,899	16,874	19,700	19,700	19,700
207-4050-6290-00	Software Purchases	General	286	0	0	0	0	0
207-4050-6290-10	Software Purchases	Software Updates/Maintenance	500	0	0	0	0	0
207-4050-6295-00	Equipment-Noninventory	General	389	4,025	0	150	150	150
207-4050-6299-00	Other Materials and Supplies	General	1,933	9,900	2,615	2,200	2,200	2,200
207-4050-6400-00	Land and Building Rent	General	42,684	43,200	46,408	46,722	46,722	46,722
207-4050-6450-02	Equipment/Vehicle Rent	Copy Machines	1,360	1,473	1,398	450	450	450
207-4050-6500-00	Interdept Vehicle Expense	General	6,476	7,257	7,027	4,650	4,650	4,650
207-4050-6510-00	Equip/Vehicle Main & Repair	General	1,705	1,841	921	755	755	755
207-4050-6510-02	Equip/Vehicle Main & Repair	Equipment Service Contracts	366	376	452	495	495	495
207-4050-6550-00	Building and Grounds Main	General	0	66,944	0	0	0	0
207-4050-6680-01	Communication	Telephone	10,210	13,463	14,746	13,220	13,220	13,220
207-4050-6720-01	Fire/Liability Insurance	Liability Ins Interdept Charges	2,536	2,426	2,123	5,964	5,964	5,964
207-4050-6800-00	Laundry and Dry Cleaning	General	4,225	4,594	5,304	5,708	5,708	5,708
207-4050-6850-00	License and Permit Fees	General	0	2,140	2,140	2,400	2,400	2,400
207-4050-7300-00	Advertising/Publicity	General	0	2,535	1,960	1,725	1,725	1,725
207-4050-7350-00	Printing	General	595	0	0	0	0	0
207-4050-7400-00	Office Supplies and Expenses	General	2,196	2,570	2,576	3,586	3,586	3,586
207-4050-7410-00	Postage	General	1,542	2,046	1,821	1,396	1,396	1,396

Douglas County, Oregon
 Health and Social Services Fund
 Senior Services

Department Detail

			Actual	Actual	Revised	Proposed	Approved	Adopted
			FY 13-14	FY 14-15	Budget	FY 16-17	FY 16-17	FY 16-17
					FY 15-16			
207-4050-7420-01	Duplicating Services	Photos, Photostats, Copying	0	0	0	200	200	200
207-4050-7500-00	Subscriptions & Periodicals	General	0	249	598	550	550	550
207-4050-7550-80	Travel	Mileage Reimbursement	4,170	3,679	4,265	1,163	1,163	1,163
207-4050-7560-00	Conventions, Schools, Seminars	General	4,711	7,469	5,955	3,489	3,489	3,489
207-4050-7560-05	Conventions, Schools, Seminars	Volunteers	0	0	0	100	100	100
207-4050-7580-00	Dues and Memberships	General	3,174	4,642	5,650	6,400	6,400	6,400
207-4050-7800-00	Legal Publication and Printing	General	772	8	0	75	75	75
207-4050-7820-00	Advisory Committee Expense	General	0	182	215	500	500	500
207-4050-7850-00	Pre-employment Training	General	366	394	200	100	100	100
Total Materials & Services			646,351	904,617	910,400	944,095	944,095	944,095
207-4050-8200-99	Furniture and Equipment	Noninventory	0	2,192	0	0	0	0
Total Capital Outlay			0	2,192	0	0	0	0
207-4050-9500-01	Transfers Out	General Fund	50,739	47,274	47,274	47,275	47,275	47,275
207-4050-9899-03	Intrafund Transfers	Community Health	2,140	0	0	0	0	0
207-4050-9899-22	Intrafund Transfers	Accounting	10,976	7,339	0	0	0	0
207-4050-9899-24	Intrafund Transfers	Offices	1,584	4,743	0	0	0	0
207-4050-9899-41	Intrafund Transfers	Information Technology	18,219	4,255	0	0	0	0
207-4050-9899-50	Intrafund Transfers	Department Administration	31,390	5,533	0	0	0	0
Total Other Requirements			115,048	69,144	47,274	47,275	47,275	47,275
Total Expenditures			1,197,576	1,532,528	1,626,928	1,651,306	1,651,306	1,651,306

Douglas County, Oregon
 Health and Social Services Fund
 Senior Services Division

PERSONNEL SERVICES					
	Actual	Actual	Revised	Budget	
	FTE	FTE	FTE	FY 16-17	
	<u>FY 13-14</u>	<u>FY 14-15</u>	<u>FY 15-16</u>	FTE	Amount
Senior Services Director				1.00	54,916
Senior Services Agency on Aging Manager	1.00	1.00	1.00		
Senior Services Case Manager	3.30	5.20	5.70	5.20	194,196
Senior Services Coordinator	1.00	1.00	1.00	1.00	30,070
Food Service Worker	1.30	1.10	1.10	1.10	22,932
Management Analyst 2		1.00	1.00	1.00	56,014
Office Manager 2	0.70				
Department Assistant 2			0.50	0.70	15,084
Total Regular	<u>7.30</u>	<u>9.30</u>	<u>10.30</u>	<u>10.00</u>	<u>373,212</u>
Temporary					25,048
PERS		23.25%, 32.48%			93,598
Social Security		7.65%			30,467
Worker's Compensation		0.75%			2,987
Unemployment		0.90%			3,584
Medical & Dental Insurance		\$1,365/mo			<u>131,040</u>
Total Personnel Services					<u><u>659,936</u></u>

Douglas County, Oregon
 Health and Social Services Fund
 Administrative and Department Services (4090)

	Actual FY 12-13	Actual FY 13-14	Actual FY 14-15	Revised Budget FY 15-16	Proposed FY 16-17	Approved FY 16-17	Adopted FY 16-17
<u>RESOURCES</u>							
Beginning Balance (Use Restricted)	336,714	524,957	565,089	375,000			
Intergovernmental Revenues	280,290	154,263	120,596				
Charges and Other Revenues	231,622	237,236	65,498		2,000	2,000	2,000
Interest	2,975	3,669	6,615				
Transfer In - Public Safety Fund	21,532	25,933	1,830				
Total Revenue	536,419	421,101	194,539		2,000	2,000	2,000
TOTAL RESOURCES	873,133	946,058	759,628	375,000	2,000	2,000	2,000
<u>REQUIREMENTS</u>							
Personnel Services	1,901,886	2,043,647	683,946				
Materials & Services	403,782	559,007	192,565	475,000	5,461	5,461	5,461
Capital Outlay	77,531	42,995					
Transfers Out - General Fund	5,361	7,141	5,894				
Add: Expense Reimbursements from Other Divisions	(1,950,384)	(2,181,180)	(479,402)				
Total Expenditures	438,176	471,610	403,003	475,000	5,461	5,461	5,461
Ending Balance (Use Restricted)	524,957	565,089	454,808				
TOTAL REQUIREMENTS	963,133	1,036,699	857,811	475,000	5,461	5,461	5,461
Use of General County Resources	90,000	90,641	98,183	100,000	3,461	3,461	3,461
Staffing FTE	29.00	31.00	31.00				

Douglas County, Oregon
 Health and Social Services Fund
 Administrative and Department Services

Department Detail

			Actual	Actual	Revised	Proposed	Approved	Adopted
			FY 13-14	FY 14-15	Budget	FY 16-17	FY 16-17	FY 16-17
					FY 15-16			
207-4090-2280-02	Duplicating Services	Photocopies	9,883	3,554	0	0	0	0
207-4090-2520-00	Third Party Payee	General	0	115	0	200	200	200
207-4090-2620-00	Vital Statistics	General	98,897	0	0	0	0	0
207-4090-3200-70	State/Fed-Health Division	Bioterrorism Program	96,258	96,053	0	0	0	0
207-4090-3220-17	State/Fed-Adult/Family Ser Div	Title 19- Meaningful Use	21,200	21,300	0	0	0	0
207-4090-3390-00	State-Other Assistance	General	36,805	3,243	0	0	0	0
207-4090-3800-01	Interest	General Investments	3,669	6,615	0	0	0	0
207-4090-3820-03	Rents, Leases and Royalties	Land & Buildings	127,824	61,847	0	1,800	1,800	1,800
207-4090-3875-00	Expense Reimbursements	General	210	20	0	0	0	0
207-4090-3875-22	Expense Reimbursements	Jury/Witness	0	0	0	0	0	0
207-4090-3879-00	Miscellaneous	General	426	(37)	0	0	0	0
207-4090-3879-80	Miscellaneous	Cash Over/Short	(4)	(1)	0	0	0	0
207-4090-3879-95	Miscellaneous	NSF Checks	0	0	0	0	0	0
207-4090-3900-20	Transfers In	Public Safety Fund	25,933	1,830	0	0	0	0
Total Revenue			421,101	194,539	0	2,000	2,000	2,000
207-4090-4000-00	Regular Employees	General	1,185,697	373,291	0	0	0	0
207-4090-4030-00	Temporary Employees	General	63,347	25,724	0	0	0	0
207-4090-4050-00	Overtime	General	1,991	2,614	0	0	0	0
207-4090-4500-00	PERS	General	302,815	108,418	0	0	0	0
207-4090-4510-00	Social Security	General	92,949	29,856	0	0	0	0
207-4090-4520-00	Workers' Compensation	General	4,451	2,817	0	0	0	0
207-4090-4530-00	Medical and Dental Insurance	General	383,647	138,420	0	0	0	0
207-4090-4540-00	Unemployment	General	8,750	2,806	0	0	0	0
Total Personnel Services			2,043,647	683,946	0	0	0	0
207-4090-5000-00	Legal Services	General	1,482	0	0	0	0	0
207-4090-5099-00	Other Professional Services	General	21,967	471	75,000	0	0	0
207-4090-5300-00	Health & Social Svc Contracts	General	0	225	0	0	0	0
207-4090-5500-20	Intergov't Assistance	Contributions to Other Agencies	0	0	0	0	0	0
207-4090-6290-00	Software Purchases	General	55,871	1,568	100,000	0	0	0
207-4090-6290-10	Software Purchases	Software Updates/Maintenance	132,946	42,441	150,000	0	0	0
207-4090-6295-00	Equipment-Noninventory	General	79,094	0	0	0	0	0
207-4090-6299-00	Other Materials and Supplies	General	25,133	505	0	0	0	0
207-4090-6400-00	Land and Building Rent	General	12,841	9,891	0	0	0	0
207-4090-6450-02	Equipment/Vehicle Rent	Copy Machines	5,258	2,151	0	0	0	0

Douglas County, Oregon
Health and Social Services Fund
Administrative and Department Services

Department Detail

			Actual	Actual	Revised	Proposed	Approved	Adopted
			FY 13-14	FY 14-15	Budget	FY 16-17	FY 16-17	FY 16-17
					FY 15-16			
207-4090-6500-00	Interdept Vehicle Expense	General	9,228	646	0	0	0	0
207-4090-6510-00	Equip/Vehicle Main & Repair	General	3,483	229	0	0	0	0
207-4090-6510-02	Equip/Vehicle Main & Repair	Equipment Service Contracts	543	99	0	0	0	0
207-4090-6530-00	Software Maintenance	General	439	0	0	0	0	0
207-4090-6550-00	Building and Grounds Main	General	8,968	190	0	0	0	0
207-4090-6550-10	Building and Grounds Main	Structural M&R	383	1,744	0	0	0	0
207-4090-6680-01	Communication	Telephone	28,705	25,819	0	0	0	0
207-4090-6685-00	Utilities	General	121,216	100,916	150,000	5,461	5,461	5,461
207-4090-6720-01	Fire/Liability Insurance	Liability Ins Interdept Charges	357	405	0	0	0	0
207-4090-7300-00	Advertising/Publicity	General	0	0	0	0	0	0
207-4090-7400-00	Office Supplies and Expenses	General	12,573	1,623	0	0	0	0
207-4090-7410-00	Postage	General	2,208	246	0	0	0	0
207-4090-7500-00	Subscriptions & Periodicals	General	953	312	0	0	0	0
207-4090-7550-00	Travel	General	0	0	0	0	0	0
207-4090-7550-80	Travel	Mileage Reimbursement	306	0	0	0	0	0
207-4090-7560-00	Conventions, Schools, Seminars	General	25,949	2,022	0	0	0	0
207-4090-7580-00	Dues and Memberships	General	5,363	12	0	0	0	0
207-4090-7800-00	Legal Publication and Printing	General	1,519	0	0	0	0	0
207-4090-7850-00	Pre-employment Testing	General	336	54	0	0	0	0
207-4090-7900-XX	Miscellaneous	General	1,886	996	0	0	0	0
Total Materials & Services			559,007	192,565	475,000	5,461	5,461	5,461
207-4090-8100-99	Buildings and Improvements	Noninventory	0	0	0	0	0	0
207-4090-8200-00	Furniture and Equipment	General	14,918	0	0	0	0	0
207-4090-8200-99	Furniture and Equipment	Noninventory	25,678	0	0	0	0	0
207-4090-8300-99	Vehicles and Heavy Equipment	Noninventory	2,399	0	0	0	0	0
Total Capital Outlay			42,995	0	0	0	0	0
207-4090-9500-01	Transfers Out	General Fund	7,141	5,894	0	0	0	0
207-4090-9899-15	Intrafund Transfers	Administration	35,340	0	0	0	0	0
207-4090-9899-22	Intrafund Transfers	Accounting	(184,015)	(43,013)	0	0	0	0
207-4090-9899-24	Intrafund Transfers	Offices	(123,775)	(66,903)	0	0	0	0
207-4090-9899-26	Intrafund Transfers	Medical Records	(252,267)	(93,419)	0	0	0	0
207-4090-9899-27	Intrafund Transfers	Client Accounts	(210,648)	(73,847)	0	0	0	0
207-4090-9899-28	Intrafund Transfers	Central Registration	(308,988)	(61,486)	0	0	0	0
207-4090-9899-40	Intrafund Transfers	MIS	(307,738)	(51,095)	0	0	0	0

Douglas County, Oregon
 Health and Social Services Fund
 Administrative and Department Services

Department Detail

			Actual	Actual	Revised	Proposed	Approved	Adopted
			FY 13-14	FY 14-15	Budget	FY 16-17	FY 16-17	FY 16-17
			FY 15-16					
207-4090-9899-41	Intrafund Transfers	Info Tech	(304,377)	(40,200)	0	0	0	0
207-4090-9899-50	Intrafund Transfers	Dept. Admin	(524,712)	(49,439)	0	0	0	0
Total Other Requirements			(2,174,039)	(473,508)	0	0	0	0
Total Expenditures			471,610	403,003	475,000	5,461	5,461	5,461

Douglas County, Oregon
 Health and Social Services Fund
 Mental Health and Developmental Disabilities Division

Department Detail

			Actual	Actual	Revised	Proposed	Approved	Adopted
			FY 13-14	FY 14-15	Budget	FY 16-17	FY 16-17	FY 16-17
					FY 15-16			
207-4010-2280-02	Duplicating Services	Photocopies	37	0				
207-4010-2510-00	Gen Medical Patient Fees	General	25,539	1,352				
207-4010-2515-00	Medicare	General	116,870	3,067				
207-4010-2520-00	Third Party Payee	General	55,863	6,202				
207-4010-2690-90	Other Health/Welfare Charges	Deposits Clearing	30,783	0				
207-4010-3220-06	State/Fed-Adult/Family Ser Div	Title 19-Outpatient	253,495	(42,336)				
207-4010-3230-01	State/Fed-Mental Health Div	Comm Treat Serv-Child & Adol	0	0				
207-4010-3230-07	State/Fed-Mental Health Div	Local Administration	0	0				
207-4010-3230-23	State/Fed-Mental Health Div	Acute Care	0	0				
207-4010-3230-24	State/Fed-Mental Health Div	Community Crisis Services	0	0				
207-4010-3230-25	State/Fed-Mental Health Div	Voc Rehab	1,500	0				
207-4010-3230-27	State/Fed-Mental Health Div	SE28 Residential Tx Svcs	0	(3,000)				
207-4010-3230-29	State/Fed-Mental Health Div	SE201 Non-Residential Desig Svcs	3,010	0				
207-4010-3230-31	State/Fed-Mental Health Div	SE20 Case Management	0	0				
207-4010-3230-32	State/Fed-Mental Health Div	SE20 Jail Diversion	0	0				
207-4010-3230-37	State/Fed-Mental Health Div	SE37 Flexible Funding	1,442,035	0				
207-4010-3330-00	State-Mental Health Div	General	16,643	96				
207-4010-3330-03	State-Mental Health Div	Non-residential Adult Ser	36,000	0				
207-4010-3330-06	State-Mental Health Div	Psy Security Review Board	(1,537)	0				
207-4010-3390-76	State-Other Assistance	OHP-UHA	(25,391)	4,801				
207-4010-3390-90	State-Other Assistance	OHP-GOBHI	5,705,155	0				
207-4010-3390-91	State-Other Assistance	GOBHI Wrap Around	110,398	0				
207-4010-3390-93	State-Other Assistance	Respite	1,500	0				
207-4010-3390-94	State-Other Assistance	AMH	135,000	0				
207-4010-3450-55	Shared Revenues	Mediation Fees (Divorces)	69,887	0				
207-4010-3550-52	Cost Share	Health-School Contract	200,387	0				
207-4010-3800-01	Interest	General Investments	21,588	6,076				
207-4010-3875-00	Expense Reimbursements	General	3,660	0				
207-4010-3875-22	Expense Reimbursements	Jury/Witness	537	0				
207-4010-3879-00	Miscellaneous	General	515	4,352				
207-4010-3879-90	Miscellaneous	Subrogating Claim Recovery	266	0				
207-4010-3900-01	Transfers In	General Fund	61,415	0				
207-4020-3230-02	State/Fed-Mental Health Div	MR/DD Case Management	878,188	0				
207-4020-3230-07	State/Fed-Mental Health Div	Local Administration	217,257	0				
207-4020-3230-11	State/Fed-Mental Health Div	DD Abuse Investigation	71,654	0				
207-4020-3230-12	State/Fed-Mental Health Div	DD Transportation Services	21,645	0				
207-4020-3230-14	State/Fed-Mental Health Div	DD Family Support	17,443	0				

HISTORY ONLY

Douglas County, Oregon
 Health and Social Services Fund
 Mental Health and Developmental Disabilities Division

Department Detail

			Actual	Actual	Revised	Proposed	Approved	Adopted
			FY 13-14	FY 14-15	Budget	FY 16-17	FY 16-17	FY 16-17
207-4020-3230-15	State/Fed-Mental Health Div	Rent Subsidies	8,108	0				
207-4020-3230-17	State/Fed-Mental Health Div	SE151 LT Support-Children	129,708	0				
207-4020-3230-21	State/Fed-Mental Health Div	Comprehensive In Home Support	341,559	0				
207-4020-3800-01	Interest	General Investments	7,378	7,863				
207-4020-3875-00	Expense Reimbursements	General	466	0				
Total Revenue			9,949,311	(11,527)				
207-4010-4000-00	Regular Employees	General	4,837,063	0				
207-4010-4030-00	Temporary Employees	General	333,424	0				
207-4010-4050-00	Overtime	General	625	0				
207-4010-4500-00	PERS	General	1,189,767	0				
207-4010-4510-00	Social Security	General	367,578	0				
207-4010-4520-00	Workers' Compensation	General	18,103	0				
207-4010-4520-01	Workers' Compensation	Workers Comp Claims	1,067	295				
207-4010-4530-00	Medical and Dental Insurance	General	1,177,582	0				
207-4010-4540-00	Unemployment	General	36,198	0				
207-4020-4000-00	Regular Employees	General	475,612	0				
207-4020-4030-00	Temporary Employees	General	12,352	0				
207-4020-4500-00	PERS	General	110,815	0				
207-4020-4510-00	Social Security	General	35,998	0				
207-4020-4520-00	Workers' Compensation	General	1,708	0				
207-4020-4520-01	Workers' Compensation	Works Comp Claims	0	0				
207-4020-4530-00	Medical and Dental Insurance	General	158,093	0				
207-4020-4540-00	Unemployment	General	3,416	0				
Total Personnel Services			8,760,001	295				
207-4010-5040-00	Medical and Hospital Services	General	0	0				
207-4010-5099-00	Other Professional Services	General	145,761	121,379				
207-4010-5099-20	Other Professional Services	Health Services	122	0				
207-4010-5300-00	Mental Health Contracts	General	1,400	1,638,314				
207-4010-5300-01	Mental Health Contracts	24 Hr. Crisis on Call	16,909	0				
207-4010-5300-61	Mental Health Contracts	Mercy-Oregon Health Plan	78	0				
207-4010-5300-64	Mental Health Contracts	SE 24 Services	338,281	0				
207-4010-5374-00	Crisis/Respite	General	27,346	0				
207-4010-5374-01	Crisis/Respite	DD Family Support	0	0				

HISTORY ONLY

Douglas County, Oregon
 Health and Social Services Fund
 Mental Health and Developmental Disabilities Division

Department Detail

			Actual	Actual	Revised	Proposed	Approved	Adopted
			FY 13-14	FY 14-15	Budget	FY 16-17	FY 16-17	FY 16-17
207-4010-5374-03	Crisis/Respite	SE22 Indigent Child	0	0				
207-4010-5374-04	Crisis/Respite	OHP Adult	1,891	0				
201-4010-5810-45	Client Services/Activities	ICTS Expense OHP Child	2,406	0				
207-4010-6100-00	Medical Supplies	General	13,590	0				
207-4010-6290-00	Software Purchases	General	773	0				
207-4010-6290-10	Software Purchases	Software Updates/Maintenance	0	0				
207-4010-6295-00	Equipment-Noninventory	General	4,090	0				
207-4010-6299-00	Other Materials and Supplies	General	24,224	0				
207-4010-6299-20	Other Materials and Supplies	Flexible Services-JBH	1,000	0				
207-4010-6299-22	Other Materials and Supplies	Flex Svc-Indigent Adult	398	0				
207-4010-6450-02	Equipment/Vehicle Rent	Copy Machines	7,774	405				
207-4010-6500-00	Interdept Vehicle Expense	General	55,337	0				
207-4010-6510-00	Equip/Vehicle Main & Repair	General	14,580	0				
207-4010-6510-02	Equip/Vehicle Main & Repair	Equipment Service Contracts	2,780	0				
207-4010-6550-00	Building and Grounds Main	General	89	0				
207-4010-6680-01	Communication	Telephone	51,474	0				
207-4010-6685-00	Utilities	General	8,717	(26)				
207-4010-6720-01	Fire/Liability Insurance	Liability Interdept Charge	26,079	0				
207-4010-6720-05	Fire/Liability Insurance	Professional Liability Insurance	15,948	30,078				
207-4010-7400-00	Office Supplies and Expenses	General	11,122	(22)				
207-4010-7410-00	Postage	General	6,165	44				
207-4010-7420-01	Duplicating Services	Photos, Photostats, Copying	2,956	0				
207-4010-7500-00	Subscriptions & Periodicals	General	5,574	0				
207-4010-7550-00	Travel	General	913	0				
207-4010-7550-80	Travel	Mileage Reimbursement	6,171	0				
207-4010-7560-00	Conventions, Schools, Seminars	General	62,585	6,910				
207-4010-7580-00	Dues and Memberships	General	32,778	0				
207-4010-7800-00	Legal Publication and Printing	General	3,618	0				
207-4010-7820-00	Advisory Committee Expense	General	39	0				
207-4010-7850-00	Pre-employment Testing	General	560	0				
207-4020-5099-00	Other Professional Services	General	2,000	74,888				
207-4020-5300-00	Mental Health Contracts	General	0	1,313,229				
207-4020-5335-38	Senior Service Contracts	Comprehensive In Home Support	255,572	0				
207-4020-5374-01	Crisis/Respite	DD Family Support	8,851	25				
207-4020-5374-02	Crisis/Respite	UVDN SE151 LT Support-Children	52,847	0				
207-4020-6290-00	Software Purchases	General	8,700	0				
207-4020-6290-10	Software Purchases	Software Updates/Maintenance	0	0				

HISTORY ONLY

Douglas County, Oregon
 Health and Social Services Fund
 Mental Health and Developmental Disabilities Division

Department Detail

			Actual FY 13-14	Actual FY 14-15	Revised Budget FY 15-16	Proposed FY 16-17	Approved FY 16-17	Adopted FY 16-17
204-4020-6295-00	Equipment-Noninventory	General	49	0				
207-4020-6299-00	Other Materials and Supplies	General	2,831	0				
207-4020-6450-02	Equipment/Vehicle Rent	Copy Machines	1,089	0				
207-4020-6500-00	Interdept Vehicle Expense	General	5,465	0				
207-4020-6510-00	Equip/Vehicle Main & Repair	General	2,049	0				
207-4020-6510-02	Equip/Vehicle Main & Repair	Equipment Service Contracts	206	0				
207-4020-6550-00	Building and Grounds Main	General	0	0				
207-4020-6680-01	Communication	Telephone	4,205	(59)				
207-4020-6685-00	Utilities	General	8,446	0				
207-4020-6720-01	Fire/Liability Insurance	Liability Interdept Charge	3,116	0				
207-4020-6720-05	Fire/Liability Insurance	Professional Liability Insurance	2,243	2,481				
207-4020-7400-00	Office Supplies and Expenses	General	4,044	276				
207-4020-7410-00	Postage	General	1,239	0				
207-4020-7420-01	Duplicating Services	Photos, Photostats, Copying	179	0				
207-4020-7500-00	Subscriptions & Periodicals	General	0	0				
207-4020-7550-00	Travel	General	26	0				
207-4020-7550-80	Travel	Mileage Reimbursement	733	0				
207-4020-7560-00	Conventions, Schools, Seminars	General	5,346	456				
207-4020-7580-00	Dues and Memberships	General	260	0				
207-4020-7800-00	Legal Publication and Printing	General	0	0				
207-4020-7850-00	Pre-employment Testing	General	39	0				
Total Materials & Services			1,263,270	3,188,378				
207-4010-8200-99	Furniture and Equipment	Noninventory	0	0				
207-4020-8200-99	Furniture and Equipment	Noninventory	4,103	0				
Total Capital Outlay			4,103	0				
207-4010-9500-01	Transfers Out	General Fund	521,874	0				
207-4010-9899-02	Intrafund Transfers	Mental Health	(201,803)	11,761				
207-4010-9899-15	Intrafund Transfers	Administration	0	0				
207-4010-9899-22	Intrafund Transfers	Accounting	112,939	8,492				
207-4010-9899-24	Intrafund Transfers	Offices	96,584	0				
207-4010-9899-26	Intrafund Transfers	Medical Records	194,949	32,435				
207-4010-9899-27	Intrafund Transfers	Client Accounts	179,110	8,579				
207-4010-9899-28	Intrafund Transfers	Central Registration	262,879	0				
207-4010-9899-40	Intrafund Transfers	MIS	255,894	22,051				

Douglas County, Oregon
 Health and Social Services Fund
 Mental Health and Developmental Disabilities Division

Department Detail

			Actual	Actual	Revised	Proposed	Approved	Adopted
			FY 13-14	FY 14-15	Budget	FY 16-17	FY 16-17	FY 16-17
					FY 15-16			
207-4010-9899-41	Intrafund Transfers	Info Tech	187,234	18,357				
207-4010-9899-50	Intrafund Transfers	Dept. Admin	322,468	19,760				
207-4020-9500-01	Transfers Out	General Fund	102,592	0				
207-4020-9899-02	Intrafund Transfers	Mental Health	201,463	(11,761)				
207-4020-9899-07	Intrafund Transfers	Developmental Disabilities	0	0				
207-4020-9899-22	Intrafund Transfers	Accounting	13,491	349				
207-4020-9899-26	Intrafund Transfers	Medical Records	22,144	5,372				
207-4020-9899-30	Intrafund Transfers	Facilities	0	0				
207-4020-9899-40	Intrafund Transfers	MIS	0	4,729				
207-4020-9899-41	Intrafund Transfers	Info Tech	21,857	2,129				
207-4020-9899-50	Intrafund Transfers	Dept. Admin	38,154	2,615				
Total Other Requirements			2,332,829	125,868				
Total Expenditures			12,360,203	3,314,541				

HISTORY ONLY

Douglas County, Oregon
 Health and Social Services Fund
 Transportation Services

Department Detail

			Actual	Actual	Revised	Proposed	Approved	Adopted
			FY 13-14	FY 14-15	Budget	FY 16-17	FY 16-17	FY 16-17
					FY 15-16			
207-4060-3250-50	State/Fed-Transportation Dept	Section 5310 Mobility Mgmt	62,634					
207-4060-3250-51	State/Fed-Transportation Dept	Section 5310 Purchased Svcs	342,562					
207-4060-3250-55	State/Fed-Transportation Dept	Transportation Planning	0					
207-4060-3250-56	State/Fed-Transportation Dept	Section 5311 Small Cities & Rural	354,516					
207-4060-3250-57	State/Fed-Transportation Dept	Section 5310 PM & Rehab	36,863					
207-4060-3250-59	State/Fed-Transportation Dept	Section 5310 Equipment	177,664					
207-4060-3250-61	State/Fed-Transportation Dept	Section 5317 New Freedom	0					
207-4060-3350-50	State-Transportation Dept	Special Transport Operations	273,976					
207-4060-3350-53	State-Transportation Dept	Special Transport - STO	17,196					
207-4060-3350-55	State-Transportation Dept	STF Discretionary Funds	0					
207-4060-3800-01	Interest	General Investments	75					
207-4060-3820-60	Rents, Leases and Royalties	Vehicles	0					
207-4060-3870-80	Other Sales	Sale of Inventory	1,260					
207-4060-3875-00	Expense Reimbursements	General	18					
Total Revenue			1,268,972	0	0	0	0	0
207-4060-4000-00	Regular Employees	General	41,758					
207-4060-4030-00	Temporary Employees	General	2,112					
207-4060-4500-00	PERS	General	3,124					
207-4060-4510-00	Social Security	General	3,731					
207-4060-4520-00	Workers' Compensation	General	178					
207-4060-4530-00	Medical and Dental Insurance	General	17,328					
207-4060-4540-00	Unemployment	General	349					
Total Personnel Services			84,618	0	0	0	0	0
207-4060-5099-00	Other Professional Services	General	0					
207-4060-5300-00	Health & SS Contracts	General	0					
207-4060-5335-81	Senior Service Contracts	Special Transportation-STO	17,196					
207-4060-5335-82	Senior Service Contracts	Special Transportation-Provi	171,184					
207-4060-5335-85	Senior Service Contracts	Transportation Providers	27,816					
207-4060-5335-86	Senior Service Contracts	Transportation PM	36,863					
207-4060-5335-87	Senior Service Contracts	Transportation Purchased Svcs	341,040					
207-4060-5335-88	Senior Service Contracts	Transportation 5310 Equip	175,587					
207-4060-5335-91	Senior Service Contracts	Transportation 5311 Operations	354,513					
207-4060-5335-92	Senior Service Contracts	Trans 5317 New Freedom	0					
207-4060-5335-93	Senior Service Contracts	STF Discretionary	0					

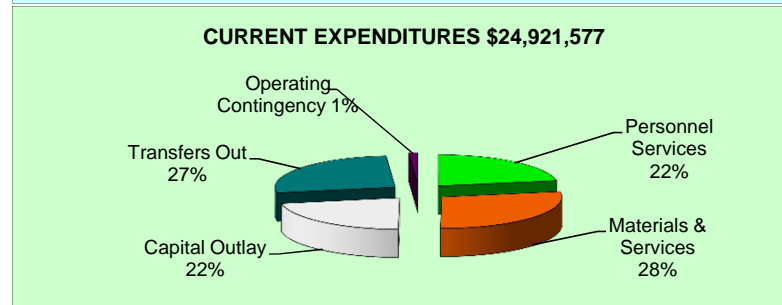
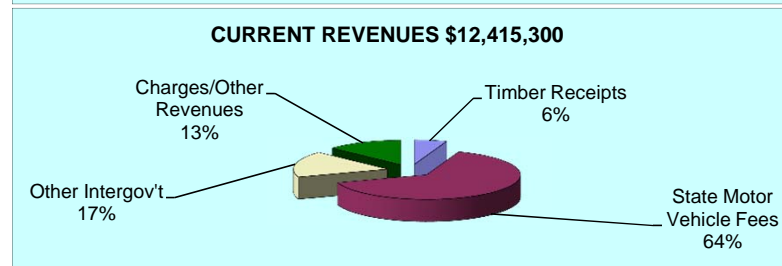
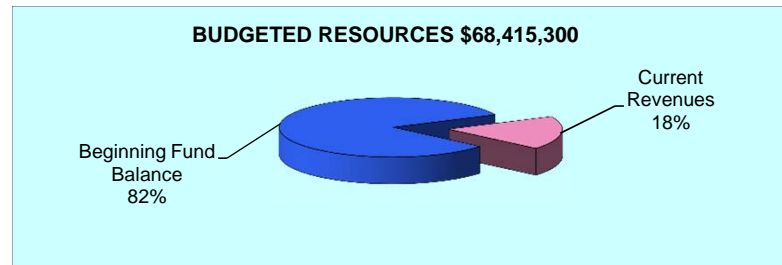
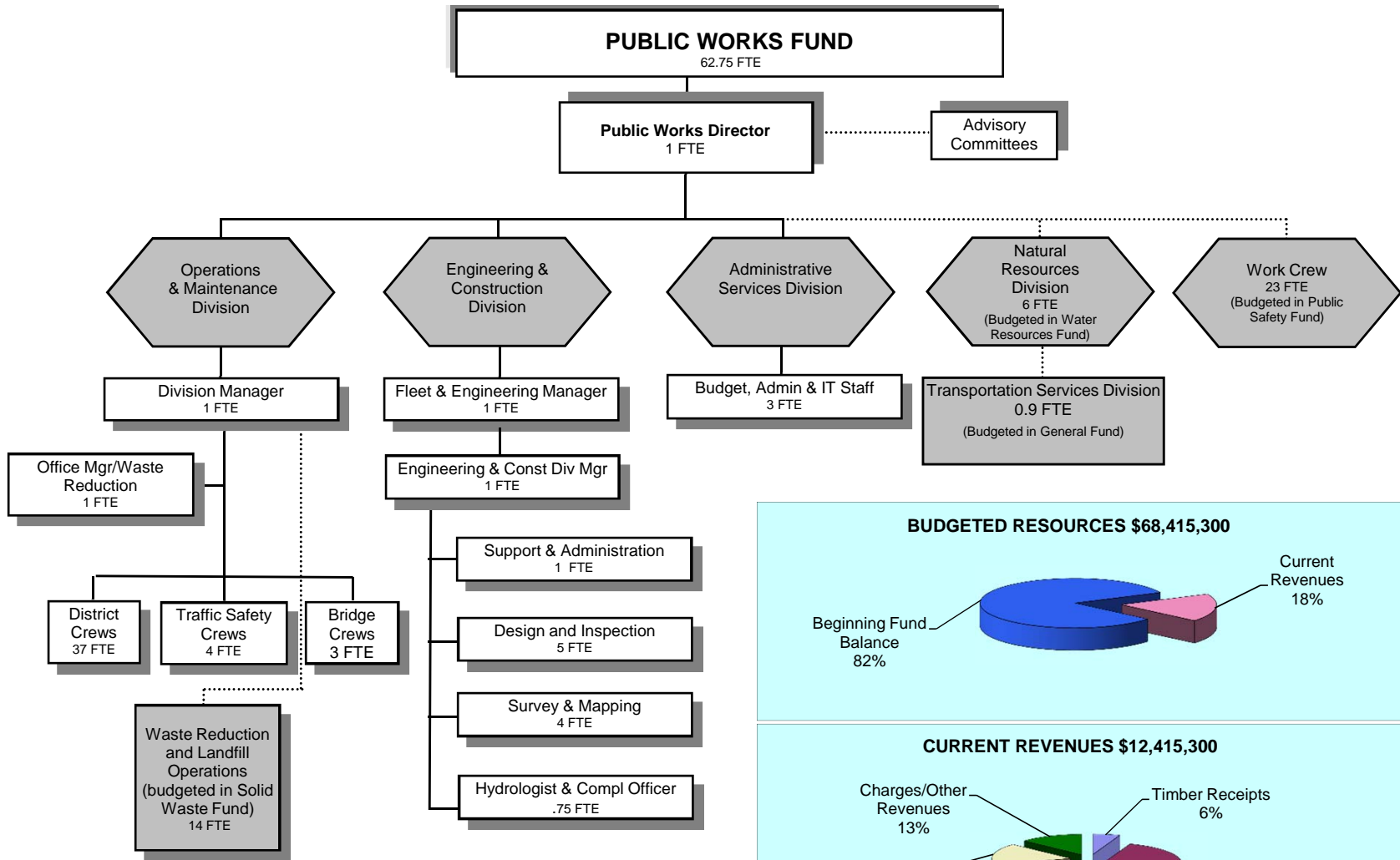
HISTORY ONLY
 TRANSPORTATION DIVISION
 MOVED TO GENERAL FUND

Douglas County, Oregon
 Health and Social Services Fund
 Transportation Services

Department Detail

			Actual	Actual	Revised	Proposed	Approved	Adopted
			FY 13-14	FY 14-15	Budget	FY 16-17	FY 16-17	FY 16-17
					FY 15-16			
207-4060-6290-00	Software Purchases	General	20,737					
207-4060-6290-10	Software Purchases	Software Updates/Maintenance	5,806					
207-4060-6295-00	Equipment-Noninventory	General	3,991					
207-4060-6299-00	Other Materials and Supplies	General	694					
207-4060-6450-02	Equipment/Vehicle Rent	Copy Machines	24					
207-4060-6500-00	Interdept Vehicle Expense	General	759					
207-4060-6510-00	Equip/Vehicle Main & Repair	General	2,039					
207-4060-6510-02	Equip/Vehicle Main & Repair	Equipment Service Contracts	49					
207-4060-6680-01	Communication	Telephone	1,948					
207-4060-6720-01	Fire/Liability Insurance	Liability Insurance Interdept Chg	792					
207-4060-7300-00	Advertising/Publicity	General	6,548					
207-4060-7400-00	Office Supplies and Expenses	General	147					
207-4060-7410-00	Postage	General	14					
207-4060-7500-00	Subscriptions & Periodicals	General	149					
207-4060-7560-00	Conventions, Schools, Seminars	General	1,427					
207-4060-7580-00	Dues and Memberships	General	745					
207-4060-7800-00	Legal Publication and Printing	General	111					
Total Materials and Services			2,096	0	0	0	0	0
207-4060-8200-99	Furniture and Equipment	Noninventory	0					
207-4060-8300-99	Vehicles and Heavy Equipment	Noninventory	0					
Total Capital Outlay			0	0	0	0	0	0
207-4060-9500-01	Transfers Out	General Fund	5,850	279,624				
207-4060-9899-04	Intrafund Transfers	Senior Services	60					
207-4060-9899-07	Intrafund Transfers	Developmental Disabilities	0					
207-4060-9899-15	Intrafund Transfers	Administration	0					
207-4060-9899-22	Intrafund Transfers	Accounting	1,273					
207-4060-9899-30	Intrafund Transfers	Facilities	0					
207-4060-9899-41	Intrafund Transfers	Info Tech	2,039					
207-4060-9899-50	Intrafund Transfers	Dept. Admin	3,584					
Total Other			12,806	279,624	0	0	0	0
Total Expenditures			1,267,000	279,624	0	0	0	0

HISTORY ONLY
 TRANSPORTATION DIVISION
 MOVED TO GENERAL FUND



Douglas County, Oregon
Public Works Fund (201)
Summary

Summary

	Actual FY 12-13	Actual FY 13-14	Actual FY 14-15	Revised Budget FY 15-16	Proposed FY 16-17	Approved FY 16-17	Adopted FY 16-17
<u>RESOURCES</u>							
Beginning Fund Balance	78,477,426	74,504,724	73,161,080	65,000,000	56,000,000	56,000,000	56,000,000
Intergovernmental Revenues:							
Timber Receipts			641,504		692,000	692,000	692,000
Safety Net Title I - Federal Forest	5,957,058	5,913,814	4,869,244	4,947,601			
State Motor Vehicle Fees	7,036,946	7,345,297	7,498,945	7,822,637	7,973,000	7,973,000	7,973,000
Other	149,238	426,342	1,062,848	904,619	2,129,000	2,129,000	2,129,000
Charges, Fines, Fees	217,261	303,008	121,155	56,300	68,300	68,300	68,300
Interest	586,276	477,953	488,797	555,000	553,000	553,000	553,000
Transfers In: Title III	12,600	290,608	532,899	1,000,000	1,000,000	1,000,000	1,000,000
Total Revenues	13,959,379	14,757,022	15,215,392	15,286,157	12,415,300	12,415,300	12,415,300
TOTAL RESOURCES	92,436,805	89,261,746	88,376,472	80,286,157	68,415,300	68,415,300	68,415,300
<u>REQUIREMENTS</u>							
Personnel Services	4,715,292	4,922,772	4,980,033	5,443,213	5,557,094	5,557,094	5,557,094
Materials and Services	5,019,398	5,167,989	5,496,046	6,902,037	6,948,537	6,948,537	6,948,537
Capital Outlay	3,478,391	787,790	3,884,589	5,226,709	5,463,196	5,463,196	5,463,196
Operating Contingency				300,000	300,000	300,000	300,000
Transfers Out: General Fund	625,000	660,000	680,000	780,000	715,000	715,000	715,000
County Forest Management Fund	60,000	60,000	60,000	60,000	60,000	60,000	60,000
Public Safety Fund - Radio	340,000	327,940	396,804	385,463	385,463	385,463	385,463
Public Safety Fund - Sheriff	3,694,000	4,174,175	4,290,000	4,903,040	5,492,287	5,492,287	5,492,287
Total Expenditures	17,932,081	16,100,666	19,787,472	24,000,462	24,921,577	24,921,577	24,921,577
Ending Fund Balance	74,504,724	73,161,080	68,589,000	56,285,695	43,493,723	43,493,723	43,493,723
TOTAL REQUIREMENTS	92,436,805	89,261,746	88,376,472	80,286,157	68,415,300	68,415,300	68,415,300
Change in Fund Balance	(3,972,702)	(1,343,644)	(4,572,080)	(8,714,305)	(12,506,277)	(12,506,277)	(12,506,277)
Staffing FTE	70.75	64.75	63.75	62.75	62.75	62.75	62.75

Douglas County, Oregon
Public Works Fund
Revenues

Detailed Revenues

			Actual	Actual	Revised	Proposed	Approved	Adopted
			FY 13-14	FY 14-15	Budget	FY 16-17	FY 16-17	FY 16-17
					FY 15-16			
201-0000-2280-02	Duplicating Services	Photocopies	0	234	0	0	0	0
201-0000-2400-00	Outside Sales & Services	General	1,382	3,714	4,000	4,000	4,000	4,000
201-0000-2450-50	Solid Waste Fees	Recycled Metal Sales	0	7	0	0	0	0
201-0000-2890-00	Interdept Charges	General	38,454	231	0	0	0	0
201-2100-2899-03	Other Misc Charges	Traffic Signal Fees	90	180	0	0	0	0
201-2300-2995-00	Overwidth Permits/Fees	General	12	27	0	0	0	0
201-2300-3000-02	Court Fines	Justice Court	2,716	860	0	0	0	0
201-0000-3030-00	Restitution	General	142	137	0	200	200	200
201-0000-3110-00	Fed-Forest Receipts	General	0	641,504	0	692,000	692,000	692,000
201-0000-3110-01	Fed-Forest Receipts	SRS 2008	5,913,814	4,869,244	4,947,601	0	0	0
201-0000-3120-00	Fed-BLM Land Sales	General	2,437	4,731	0	0	0	0
201-0000-3190-12	Fed-Other Assistance	US Department of Agriculture	38,564	0	0	0	0	0
201-0000-3290-02	State/Fed-Other Assistance	Emergency Mgmt Assist.	137,954	0	0	0	0	0
201-0000-3350-00	State-Transportation Dept	General	0	1,000,000	904,619	1,929,000	1,929,000	1,929,000
201-0000-3395-00	Local Assistance	General	208,000	0	0	200,000	200,000	200,000
201-0000-3450-03	Shared Revenues	Motor Vehicle Fees	7,345,297	7,498,945	7,822,637	7,973,000	7,973,000	7,973,000
201-0000-3650-00	Other Intergovernmental	General	39,387	58,117	0	0	0	0
201-0000-3780-01	Special Assessments	Road Assessments	42,656	16,269	14,000	14,000	14,000	14,000
201-0000-3800-01	Interest	General Investments	473,528	486,934	550,000	550,000	550,000	550,000
201-0000-3800-03	Interest	Assessments	4,425	1,863	5,000	3,000	3,000	3,000
201-0000-3820-00	Rents, Leases and Royalties	General	18,600	19,200	20,000	23,000	23,000	23,000
201-0000-3870-00	Other Sales	General	148	95	200	0	0	0
201-0000-3870-80	Other Sales	Sale of Inventory	10,000	15,095	6,000	15,000	15,000	15,000
201-0000-3870-90	Other Sales	Timber Sales	3,478	10,760	0	0	0	0
201-0000-3875-22	Expense Reimbursements	Jury/Witness	317	81	100	100	100	100
201-0000-3879-00	Miscellaneous	General	1,622	1,810	2,000	2,000	2,000	2,000
201-0000-3879-90	Miscellaneous	Subrogating Claim Recovery	2,119	45,672	0	0	0	0
201-2100-3879-00	Miscellaneous	General	9,288	6,783	10,000	10,000	10,000	10,000
201-0000-3900-26	Transfers In	Title III	290,608	532,899	1,000,000	1,000,000	1,000,000	1,000,000
201-0000-3960-00	Notes/Contract Collections	General	171,984	0	0	0	0	0
Total Revenue			14,757,022	15,215,392	15,286,157	12,415,300	12,415,300	12,415,300

Douglas County, Oregon
Public Works Fund
Administration (2000)

	Actual FY 12-13	Actual FY 13-14	Actual FY 14-15	Revised Budget FY 15-16	Proposed FY 16-17	Approved FY 16-17	Adopted FY 16-17
<u>REQUIREMENTS</u>							
Personnel Services	448,528	474,904	419,437	461,523	469,790	469,790	469,790
Materials & Services	10,706	9,634	8,929	13,500	12,000	12,000	12,000
<i>Total Requirements</i>	459,234	484,538	428,366	475,023	481,790	481,790	481,790
<i>Staffing FTE</i>	5.00	5.00	5.00	4.00	4.00	4.00	4.00

Douglas County, Oregon
Public Works Fund
Administration

Department Detail

			Actual	Actual	Revised	Proposed	Approved	Adopted
			FY 13-14	FY 14-15	Budget	FY 16-17	FY 16-17	FY 16-17
					FY 15-16			
201-2000-4000-00	Regular Employees	General	295,606	267,907	285,783	291,863	291,863	291,863
201-2000-4030-00	Temporary Employees	General	0	4,323	3,000	2,000	2,000	2,000
201-2000-4050-00	Overtime	General	120	0	1,000	1,000	1,000	1,000
201-2000-4500-00	PERS	General	81,198	66,688	82,169	83,754	83,754	83,754
201-2000-4510-00	Social Security	General	21,899	20,420	22,168	22,557	22,557	22,557
201-2000-4520-00	Workers' Compensation	General	1,035	953	1,014	2,211	2,211	2,211
201-2000-4530-00	Medical and Dental Insurance	General	73,591	58,738	65,520	65,520	65,520	65,520
201-2000-4540-00	Unemployment	General	1,455	408	869	885	885	885
Total Personnel Services			474,904	419,437	461,523	469,790	469,790	469,790
201-2000-5199-00	Other Technical Services	General	0	0	1,000	1,000	1,000	1,000
201-2000-6290-00	Software Purchases	General	0	0	1,000	1,000	1,000	1,000
201-2000-6295-00	Equipment-Noninventory	General	67	0	500	500	500	500
201-2000-6510-00	Equip/Vehicle Main & Repair	General	2,760	2,931	3,000	1,500	1,500	1,500
201-2000-6680-01	Communication	Telephone	366	362	500	500	500	500
201-2000-7400-00	Office Supplies and Expenses	General	3,593	2,551	4,000	4,000	4,000	4,000
201-2000-7410-00	Postage	General	301	455	500	500	500	500
201-2000-7560-00	Conventions, Schools, Seminars	General	1,667	1,750	2,000	2,000	2,000	2,000
201-2000-7580-00	Dues and Memberships	General	880	880	1,000	1,000	1,000	1,000
Total Materials and Services			9,634	8,929	13,500	12,000	12,000	12,000
Total Expenditures			484,538	428,366	475,023	481,790	481,790	481,790

Douglas County, Oregon
Public Works Fund
Administration

PERSONNEL SERVICES					
	Actual	Actual	Revised	Budget	
	FTE	FTE	Budget	FY 16-17	
	FY 13-14	FY 14-15	FTE	FTE	Amount
Public Works Director	1.00	1.00	1.00	1.00	118,830
IS Tech Support Analyst 2	1.00	1.00	1.00	1.00	74,901
Information Systems Tech	1.00	1.00	1.00	1.00	48,262
Executive Admin Asst		1.00	1.00	1.00	49,870
Accounting Technician 1	1.00				
Department Assistant 4	1.00	1.00			
Total Regular	<u>5.00</u>	<u>5.00</u>	<u>4.00</u>	<u>4.00</u>	<u>291,863</u>
Temporary					2,000
Overtime					1,000
PERS		23.25%,32.48%			83,754
Social Security		7.65%			22,557
Worker's Compensation		0.75%			2,211
Unemployment		0.30%			885
Medical & Dental Insurance		\$1,365/mo			<u>65,520</u>
Total Personnel Services					<u><u>469,790</u></u>

Douglas County, Oregon
Public Works Fund
Engineering (2100)

	Actual FY 12-13	Actual FY 13-14	Actual FY 14-15	Revised Budget FY 15-16	Proposed FY 16-17	Approved FY 16-17	Adopted FY 16-17
<u>REQUIREMENTS</u>							
Personnel Services	1,030,985	1,035,718	1,077,094	1,177,529	1,203,309	1,203,309	1,203,309
Materials & Services	199,224	459,340	838,405	1,726,000	1,763,000	1,763,000	1,763,000
Capital Outlay	3,466,141	784,070	3,871,149	5,186,709	5,238,196	5,238,196	5,238,196
TOTAL REQUIREMENTS	4,696,350	2,279,128	5,786,648	8,090,238	8,204,505	8,204,505	8,204,505

Staffing FTE	12.75	12.75	12.75	12.75	12.75	12.75	12.75
---------------------	--------------	--------------	--------------	--------------	--------------	--------------	--------------

Capital Outlay:							
Land (Right of Ways)	100,000	ROAD IMPROVEMENT PROJECTS:					
Office Equipment & Furniture	75,000	Old Hwy 99N Winchester Bridge to Pleasant					625,000
Vehicle & Heavy Equipment Replacement (2 Pickups)	45,000	Comstock Rd (Phase 2)					1,603,495
		Rock Slope Stabilization - Little River Rd					207,080
PAVEMENT MANAGEMENT:		SAFETY IMPROVEMENT:					
Old Hwy 99S	250,000	Railroad Crossing Warning Device					40,000
Melrose Rd	375,000	BRIDGE/CULVERT PROJECTS:					
Del Rio Rd	535,000	Olalla Road Bridge					422,621
S Calapooia St & W Central	485,000	Frozen Creek Culvert Replacement					175,000
Urban Streets	100,000	Miscellaneous Projects					100,000
Crack Seal/Slurry Seal	100,000						<u>5,238,196</u>

Douglas County, Oregon
Public Works Fund
Engineering

Department Detail

			Actual	Actual	Revised	Proposed	Approved	Adopted
			FY 13-14	FY 14-15	Budget	FY 16-17	FY 16-17	FY 16-17
					FY 15-16			
201-2100-4000-00	Regular Employees	General	586,255	606,509	634,744	640,517	640,517	640,517
201-2100-4030-00	Temporary Employees	General	54,928	41,275	70,000	70,000	70,000	70,000
201-2100-4050-00	Overtime	General	145	3,485	10,000	10,000	10,000	10,000
201-2100-4500-00	PERS	General	157,895	167,965	194,616	211,261	211,261	211,261
201-2100-4510-00	Social Security	General	47,500	48,286	54,678	55,120	55,120	55,120
201-2100-4520-00	Workers' Compensation	General	2,245	2,279	2,502	5,404	5,404	5,404
201-2100-4530-00	Medical and Dental Insurance	General	183,598	206,318	208,845	208,845	208,845	208,845
201-2100-4540-00	Unemployment	General	3,152	977	2,144	2,162	2,162	2,162
Total Personnel Services			1,035,718	1,077,094	1,177,529	1,203,309	1,203,309	1,203,309
201-2100-5020-00	Engineering	General	0	5,227	150,000	150,000	150,000	150,000
201-2100-5099-00	Other Professional Services	General	324,625	457,641	300,000	300,000	300,000	300,000
201-2100-5099-76	Other Professional Services	DFPA	0	85,953	650,000	650,000	650,000	650,000
201-2100-5099-78	Other Professional Services	Work Crew	0	160,208	350,000	350,000	350,000	350,000
201-2100-5130-00	Material Testing	General	0	0	1,000	1,000	1,000	1,000
201-2100-5199-00	Other Technical Services	General	23,647	28,622	60,000	60,000	60,000	60,000
201-2100-6070-00	Field Supplies	General	746	3,474	15,000	15,000	15,000	15,000
201-2100-6290-00	Software Purchases	General	12,943	2,377	40,000	45,000	45,000	45,000
201-2100-6295-00	Equipment-Noninventory	General	346	2,561	5,000	5,000	5,000	5,000
201-2100-6299-00	Other Materials and Supplies	General	1,313	814	5,000	5,000	5,000	5,000
201-2100-6510-00	Equip/Vehicle Main & Repair	General	31,986	20,864	40,000	40,000	40,000	40,000
201-2100-6510-92	Equip/Vehicle Main & Repair	Traffic Safety Illumination	22,692	23,359	22,000	22,000	22,000	22,000
201-2100-6680-01	Communication	Telephone	2,156	2,411	5,000	5,000	5,000	5,000
201-2100-6720-01	Fire/Liability Insurance	Liability Ins Interdept Charges	13,000	14,500	15,000	45,000	45,000	45,000
201-2100-6850-00	License and Permit Fees	General	4,536	13,831	15,000	15,000	15,000	15,000
201-2100-7400-00	Office Supplies and Expenses	General	5,814	5,240	20,000	20,000	20,000	20,000
201-2100-7410-00	Postage	General	513	576	3,000	3,000	3,000	3,000
201-2100-7560-00	Conventions, Schools, Seminars	General	1,590	1,948	8,000	8,000	8,000	8,000
201-2100-7800-00	Legal Publication and Printing	General	1,847	1,536	8,000	8,000	8,000	8,000
201-2100-7820-00	Advisory Committee Expense	General	1,705	1,207	4,000	4,000	4,000	4,000
201-2100-7850-00	Pre-employment Testing	General	122	0	1,000	1,000	1,000	1,000
201-2100-7900-00	Miscellaneous	General	9,759	6,056	9,000	11,000	11,000	11,000
Total Materials and Services			459,340	838,405	1,726,000	1,763,000	1,763,000	1,763,000

Douglas County, Oregon
Public Works Fund
Engineering

Department Detail

			Actual	Actual	Revised	Proposed	Approved	Adopted
			FY 13-14	FY 14-15	Budget	FY 16-17	FY 16-17	FY 16-17
					FY 15-16			
201-2100-8000-00	Land	General	16,997	0	0	0	0	0
201-2100-8000-51	Land	Noninventory-Right of Ways	13,912	5,934	100,000	100,000	100,000	100,000
201-2100-8200-00	Furniture and Equipment	General	19,108	57,741	75,000	75,000	75,000	75,000
201-2100-8200-99	Furniture and Equipment	Noninventory	12,305	7,777	0	0	0	0
201-2100-8300-00	Vehicles and Heavy Equipment	General	22,150	0	45,000	45,000	45,000	45,000
201-2100-8800-00	Work in Progress	Miscellaneous	127,611	1,364,169	0	0	0	0
201-2100-8900-00	Infrastructure	General	232,569	1,387,532	4,966,709	5,018,196	5,018,196	5,018,196
201-2100-8900-99	Infrastructure	Noninventory	339,418	1,047,996	0	0	0	0
Total Capital Outlay			784,070	3,871,149	5,186,709	5,238,196	5,238,196	5,238,196
Total Expenditures			2,279,128	5,786,648	8,090,238	8,204,505	8,204,505	8,204,505

Douglas County, Oregon
Public Works Fund
Engineering

PERSONNEL SERVICES					
	Actual	Actual	Revised	Budget	
	FTE	FTE	FTE	FY 16-17	
	FY 13-14	FY 14-15	FY 15-16	FTE	Amount
Fleet & Engineering Manager	1.00		1.00	1.00	84,157
Eng & Const Division Engineer	1.00	1.00	1.00	1.00	79,394
Bridge Engineer		1.00			
Engineering Srvy & Mp Supervisor	1.00	1.00	1.00	1.00	52,578
Engineering Systems Specialist	1.00	1.00	1.00	1.00	56,014
Engineering Technician 3	2.00	2.00	2.00	1.00	40,057
Engineering Technician 2	5.00	5.00	5.00	6.00	256,402
Environmental Inspection Spec	0.75	0.75	0.75	0.75	32,499
Office Manager 2	1.00	1.00	1.00	1.00	39,416
Total Regular	<u>12.75</u>	<u>12.75</u>	<u>12.75</u>	<u>12.75</u>	<u>640,517</u>
Temporary					70,000
Overtime					10,000
PERS		23.25%, 32.48%			211,261
Social Security		7.65%			55,120
Worker's Compensation		0.75%			5,404
Unemployment		0.30%			2,162
Medical & Dental Insurance		\$1,365/mo			<u>208,845</u>
Total Personnel Services					<u><u>1,203,309</u></u>

Douglas County, Oregon
 Public Works Fund
 Highway Operations and Maintenance (2200)

	Actual FY 12-13	Actual FY 13-14	Actual FY 14-15	Revised Budget FY 15-16	Proposed FY 16-17	Approved FY 16-17	Adopted FY 16-17
<u>REQUIREMENTS</u>							
Personnel Services	3,235,779	3,412,150	3,483,502	3,804,161	3,883,995	3,883,995	3,883,995
Materials & Services	4,809,468	4,699,015	4,648,712	5,162,537	5,173,537	5,173,537	5,173,537
Capital Outlay	12,250	3,720	13,440	40,000	225,000	225,000	225,000
TOTAL REQUIREMENTS	8,057,497	8,114,885	8,145,654	9,006,698	9,282,532	9,282,532	9,282,532
Staffing FTE	53.00	47.00	46.00	46.00	46.00	46.00	46.00

Capital Outlay - Replace 8 pickups 225,000

Douglas County, Oregon
Public Works Fund
Highway Operations and Maintenance

Department Detail

			Revised					
			Actual	Actual	Budget	Proposed	Approved	Adopted
			FY 13-14	FY 14-15	FY 15-16	FY 16-17	FY 16-17	FY 16-17
201-2200-4000-00	Regular Employees	General	1,897,379	1,919,211	2,017,335	2,013,832	2,013,832	2,013,832
201-2200-4030-00	Temporary Employees	General	70,134	86,394	105,000	105,000	105,000	105,000
201-2200-4050-00	Overtime	General	26,174	12,203	70,000	70,000	70,000	70,000
201-2200-4500-00	PERS	General	534,245	526,437	638,016	666,985	666,985	666,985
201-2200-4510-00	Social Security	General	149,870	153,300	167,714	167,446	167,446	167,446
201-2200-4520-00	Workers' Compensation	General	39,623	30,266	32,885	87,553	87,553	87,553
201-2200-4520-01	Workers' Compensation	Workers Comp Claims	4,962	3,064	0	0	0	0
201-2200-4530-00	Medical and Dental Insurance	General	675,807	738,502	753,480	753,480	753,480	753,480
201-2200-4540-00	Unemployment	General	13,956	14,125	19,731	19,699	19,699	19,699
Total Personnel Services			3,412,150	3,483,502	3,804,161	3,883,995	3,883,995	3,883,995
201-2200-5099-00	Other Professional Services	General	2,403	2,416	10,000	10,000	10,000	10,000
201-2200-5199-00	Other Technical Services	General	160,210	137,030	252,500	252,500	252,500	252,500
201-2200-6000-01	Road/Bridge Materials	Rock	65,327	259,561	208,170	208,170	208,170	208,170
201-2200-6000-02	Road/Bridge Materials	Asphalt Concrete	1,914,035	2,216,208	1,600,000	2,339,738	2,339,738	2,339,738
201-2200-6000-03	Road/Bridge Materials	Liquid Asphalt	708,106	31,853	870,738	60,000	60,000	60,000
201-2200-6000-04	Road/Bridge Materials	Cement Concrete	14,732	30,606	25,000	25,000	25,000	25,000
201-2200-6000-10	Road/Bridge Materials	Metal Reinforcement	161	0	5,000	5,000	5,000	5,000
201-2200-6000-11	Road/Bridge Materials	Structural Steel	442	234	5,000	5,000	5,000	5,000
201-2200-6000-15	Road/Bridge Materials	Structural Timber	0	0	2,000	2,000	2,000	2,000
201-2200-6000-16	Road/Bridge Materials	Plywood	0	0	2,500	2,500	2,500	2,500
201-2200-6000-17	Road/Bridge Materials	Lumber	200	0	2,000	2,000	2,000	2,000
201-2200-6000-18	Road/Bridge Materials	Fencing Materials	6	9	2,500	2,500	2,500	2,500
201-2200-6000-20	Road/Bridge Materials	Culvert Pipe	51,586	62,535	90,000	90,000	90,000	90,000
201-2200-6000-22	Road/Bridge Materials	Precast Concrete	0	0	5,000	5,000	5,000	5,000
201-2200-6000-25	Road/Bridge Materials	Guard Rail Material	4,877	2,647	5,000	5,000	5,000	5,000
201-2200-6000-80	Road/Bridge Materials	Explosives	0	0	10,000	10,000	10,000	10,000
201-2200-6010-01	Signing Materials	Striping Paint	325,934	324,365	280,875	320,875	320,875	320,875
201-2200-6010-02	Signing Materials	Sign Material	10,983	17,633	25,000	25,000	25,000	25,000
201-2200-6010-03	Signing Materials	Sign Posts	4,168	7,365	7,000	7,000	7,000	7,000
201-2200-6010-04	Signing Materials	Delineators	764	5,345	5,000	5,000	5,000	5,000
201-2200-6050-01	Chemicals	Chemicals	123,142	109,365	152,332	152,332	152,332	152,332
201-2200-6060-00	Tools	General	11,073	7,842	18,000	18,000	18,000	18,000
201-2200-6065-01	Fuel and Oil	Gas	2,511	1,731	2,000	2,000	2,000	2,000
201-2200-6110-00	Safety Supplies	General	2,082	2,169	6,000	6,000	6,000	6,000

Douglas County, Oregon
Public Works Fund
Highway Operations and Maintenance

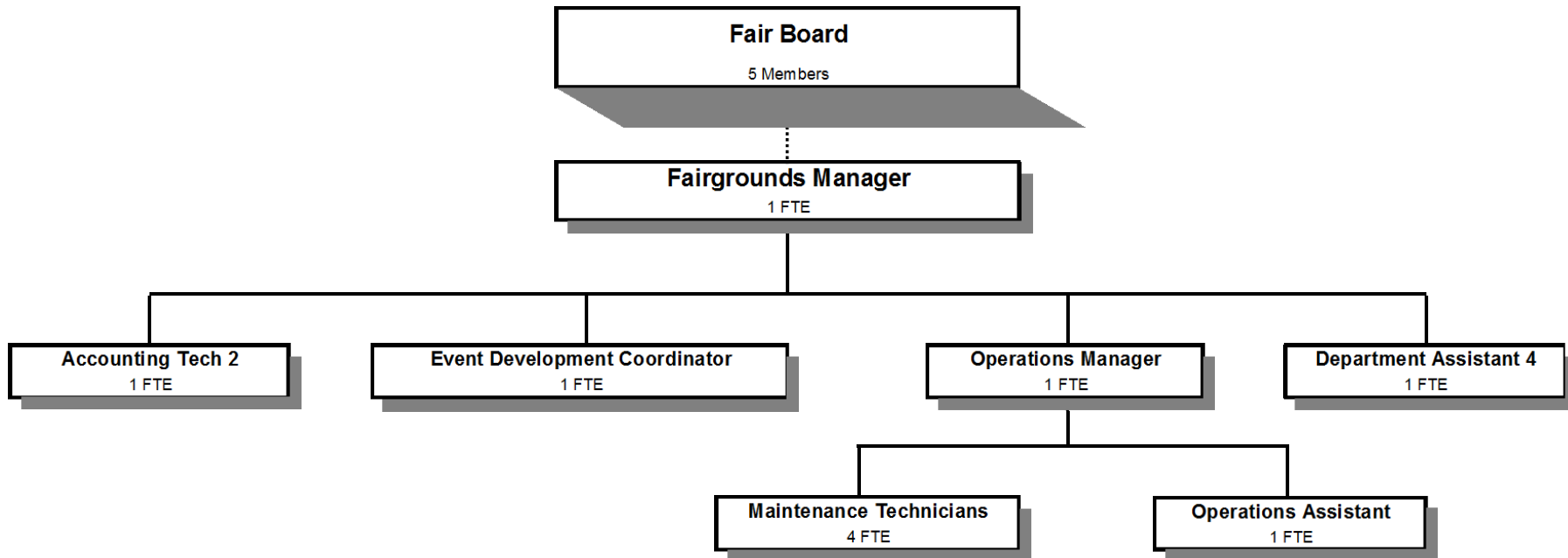
Department Detail

			Actual	Actual	Revised	Proposed	Approved	Adopted
			FY 13-14	FY 14-15	Budget	FY 16-17	FY 16-17	FY 16-17
					FY 15-16			
201-2200-6290-00	Software Purchases	General	0	0	2,000	2,000	2,000	2,000
201-2200-6295-00	Equipment-Noninventory	General	1,684	1,493	20,000	20,000	20,000	20,000
201-2200-6299-00	Other Materials and Supplies	General	36,066	34,084	55,000	55,000	55,000	55,000
201-2200-6450-00	Equipment/Vehicle Rent	General	3,271	1,076	26,817	26,817	26,817	26,817
201-2200-6450-01	Equipment/Vehicle Rent	Operating Leases	0	0	17,000	17,000	17,000	17,000
201-2200-6510-00	Equip/Vehicle Main & Repair	General	1,122,699	1,250,167	1,254,275	1,254,275	1,254,275	1,254,275
201-2200-6510-02	Equip/Vehicle Main & Repair	Equip Service Contracts	0	0	1,500	1,500	1,500	1,500
201-2200-6550-00	Building and Grounds Main	General	7,818	19,439	29,500	29,500	29,500	29,500
201-2200-6680-01	Communication	Telephone	9,678	9,668	14,100	14,100	14,100	14,100
201-2200-6685-01	Utilities	Electric	39,304	35,427	45,000	45,000	45,000	45,000
201-2200-6685-02	Utilities	Heat	4,712	4,445	6,750	6,750	6,750	6,750
201-2200-6685-03	Utilities	Water and Sewer	37,225	38,063	35,000	35,000	35,000	35,000
201-2200-6720-01	Fire/Liability Insurance	Liability Ins Interdept Charges	0	0	0	42,000	42,000	42,000
201-2200-6730-00	Liability Claims	General	10,616	4,984	11,000	11,000	11,000	11,000
201-2200-6800-00	Laundry and Dry Cleaning	General	6,191	6,096	14,250	14,250	14,250	14,250
201-2200-6850-00	License and Permit Fees	General	2,390	2,390	0	0	0	0
201-2200-7400-00	Office Supplies and Expenses	General	3,291	4,265	7,660	7,660	7,660	7,660
201-2200-7410-00	Postage	General	100	160	1,000	1,000	1,000	1,000
201-2200-7420-00	Duplicating Services	General	0	0	270	270	270	270
201-2200-7560-00	Conventions, Schools	General	4,840	9,466	18,000	18,000	18,000	18,000
201-2200-7580-00	Dues and Memberships	General	300	300	650	650	650	650
201-2200-7800-00	Legal Publication and Printing	General	1,044	437	2,750	2,750	2,750	2,750
201-2200-7850-00	Pre-employment Testing	General	5,044	7,838	7,400	7,400	7,400	7,400
201-2200-7900-00	Miscellaneous	General	0	0	1,000	1,000	1,000	1,000
Total Materials and Services			4,699,015	4,648,712	5,162,537	5,173,537	5,173,537	5,173,537
201-2200-8200-99	Furniture and Equipment	Noninventory	3,720	0	0	0	0	0
201-2200-8300-00	Vehicles and Heavy Equip	General	0	13,440	40,000	225,000	225,000	225,000
Total Capital Outlay			3,720	13,440	40,000	225,000	225,000	225,000
Total Expenditures			8,114,885	8,145,654	9,006,698	9,282,532	9,282,532	9,282,532

Douglas County, Oregon
Public Works Fund
Highway Operations and Maintenance

PERSONNEL SERVICES					
	Actual	Actual	Revised	Budget	
	FTE	FTE	Budget	FY 16-17	
	FY 13-14	FY 14-15	FTE	FTE	Amount
O&M Division Manager	1.00	1.00	1.00	1.00	79,394
O&M Supervisor 2	5.00	5.00	5.00	5.00	278,948
O&M Leadworker 2	2.00	1.00	1.00	1.00	52,416
O&M Leadworker 1				1.00	47,674
Bridge/Special Projects Mgr	1.00	1.00	1.00	1.00	46,675
Bridge Welder	1.00	1.00	1.00		
Bridge Carpenter	2.00	2.00	2.00	2.00	88,524
Paint Striper	2.00	2.00	2.00	2.00	93,060
Culvert Flusher	1.00				
Herbicide Applicator	1.00	1.00	1.00	1.00	48,152
Herbicide Truck Operator	3.00	1.00	1.00	1.00	42,224
Maintenance Blade Operator	3.00	3.00	4.00	4.00	186,205
Heavy Equipment Operator	2.00	2.00	1.00	1.00	46,530
Light Equipment Operator	6.00	7.00	7.00	6.00	253,344
Public Works Maint Worker 2B	15.00	18.00	18.00	19.00	711,270
Public Works Maint Worker 2A	1.00				
Office Manager 2	1.00	1.00	1.00	1.00	39,416
Total Regular	<u>47.00</u>	<u>46.00</u>	<u>46.00</u>	<u>46.00</u>	<u>2,013,832</u>
Temporary					105,000
Overtime					70,000
PERS		23.25%, 32.48%			666,985
Social Security		7.65%			167,446
Worker's Compensation		4.00%			87,553
Unemployment		0.90%			19,699
Medical & Dental Insurance		\$1,365/mo			<u>753,480</u>
Total Personnel Services					<u><u>3,883,995</u></u>

COUNTY FAIR BOARD FUND



Douglas County, Oregon
 County Fair Board Fund (205)
 Summary

	Actual FY 12-13	Actual FY 13-14	Actual FY 14-15	Revised Budget FY 15-16	Proposed FY 16-17	Approved FY 16-17	Adopted FY 16-17
<u>RESOURCES</u>							
Beginning Fund Balance	43,998	67,260	36,927				
Revenues:							
Intergovernmental Revenues	48,110	50,964	50,963	50,000	53,000	53,000	53,000
Charges, Fines, Fees and Other	1,740,670	1,681,518	1,670,855	1,920,893	1,909,701	1,909,701	1,909,701
Transfers In - General Fund	84,500	75,000	85,496				
Transfers In - Industrial Development				64,120	109,120	109,120	109,120
Total	1,873,280	1,807,482	1,807,314	2,035,013	2,071,821	2,071,821	2,071,821
TOTAL RESOURCES	1,917,278	1,874,742	1,844,241	2,035,013	2,071,821	2,071,821	2,071,821
<u>REQUIREMENTS</u>							
Expenditures:							
Personnel Services	769,220	746,756	851,838	923,616	951,397	951,397	951,397
Materials & Services	1,080,798	1,091,059	969,442	1,106,872	1,119,424	1,119,424	1,119,424
Capital Outlay				4,525	1,000	1,000	1,000
Total	1,850,018	1,837,815	1,821,280	2,035,013	2,071,821	2,071,821	2,071,821
Ending Fund Balance	67,260	36,927	22,961				
TOTAL REQUIREMENTS	1,917,278	1,874,742	1,844,241	2,035,013	2,071,821	2,071,821	2,071,821
Change in Fund Balance	23,262	(30,333)	(13,966)				
Staffing FTE	9.00	9.00	10.00	10.00	10.00	10.00	10.00
Capital Outlay - Office Equipment							1,000

Douglas County, Oregon
County Fair Board Fund

Fund Detail

			Actual	Actual	Revised	Proposed	Approved	Adopted
			FY 13-14	FY 14-15	Budget	FY 16-17	FY 16-17	FY 16-17
					FY 15-16			
205-0000-2750-00	Fees and Admissions	General	334,182	336,773	406,647	408,649	408,649	408,649
205-0000-2750-10	Fees and Admissions	Reserved Concert Seating	69,064	78,089	85,000	85,000	85,000	85,000
205-0000-2750-13	Fees and Admissions	Exhibitor/Participant	2,648	2,840	5,000	5,000	5,000	5,000
205-0000-2755-01	Concessions	Food Sales	212,199	231,460	255,000	210,000	210,000	210,000
205-0000-2755-05	Concessions	F&B Gratuity	21,758	21,128	19,000	19,000	19,000	19,000
205-0000-2755-10	Concessions	Beer Sales	135,859	143,801	174,000	174,000	174,000	174,000
205-0000-2755-11	Concessions	Outside Concessionaires	99,593	92,670	120,964	120,964	120,964	120,964
205-0000-2755-20	Concessions	Parking, General	54,560	52,860	60,000	60,000	60,000	60,000
205-0000-2755-40	Concessions	Carnival	87,330	83,880	90,000	90,000	90,000	90,000
205-0000-2755-50	Concessions	Bingo	3,533	5,831	4,500	4,500	4,500	4,500
205-0000-3450-12	Shared Revenues	OR Lottery Funds	50,964	50,963	50,000	53,000	53,000	53,000
205-0000-3800-01	Interest	General Investments	8	0	100	100	100	100
205-0000-3820-04	Rents, Leases and Royalties	Fairgrounds Buildings	184,713	182,216	225,710	225,710	225,710	225,710
205-0000-3820-10	Rents, Leases and Royalties	Horse Stalls	5,966	11,449	8,000	11,000	11,000	11,000
205-0000-3820-25	Rents, Leases and Royalties	RV Park	45,827	61,285	43,000	66,804	66,804	66,804
205-0000-3820-30	Rents, Leases and Royalties	Ancillary	46,137	49,342	58,065	58,065	58,065	58,065
205-0000-3820-40	Rents, Leases and Royalties	Booth Space	179,104	177,642	198,840	198,840	198,840	198,840
205-0000-3850-00	Sponsorships	General	126,283	76,302	97,061	102,061	102,061	102,061
205-0000-3850-05	Sponsorships	Poker Sponsors	7,000	6,000	9,500	9,500	9,500	9,500
205-0000-3870-02	Other Sales	Novelty Sales	8,378	4,090	5,000	5,000	5,000	5,000
205-0000-3870-06	Other Sales	ATM Transaction Fees	9,715	9,987	9,975	9,977	9,977	9,977
205-0000-3870-07	Other Sales	Poker Registration	23,830	20,188	23,000	23,000	23,000	23,000
205-0000-3870-09	Other Sales	Dump Station Fees	8,242	8,187	6,000	6,000	6,000	6,000
205-0000-3870-11	Other Sales	Sale of Supplies	13,191	13,613	15,015	15,015	15,015	15,015
205-0000-3879-00	Miscellaneous	General	1,234	1,857	1,516	1,516	1,516	1,516
205-0000-3879-12	Miscellaneous	Lodging Tax	126	18	0	0	0	0
205-0000-3879-80	Miscellaneous	Cash Over/Short	514	(478)	0	0	0	0
205-0000-3879-90	Miscellaneous	Subrogating Claim Recovery	577	0	0	0	0	0
205-0000-3879-95	Miscellaneous	NSF Checks	(53)	(175)	0	0	0	0
205-0000-3900-01	Transfers In	General Fund	75,000	85,496	0	0	0	0
205-0000-3900-22	Transfers In	Industrial Development	0	0	64,120	109,120	109,120	109,120
Total Revenue			1,807,482	1,807,314	2,035,013	2,071,821	2,071,821	2,071,821

Douglas County, Oregon
County Fair Board Fund

Fund Detail

			Actual	Actual	Revised	Proposed	Approved	Adopted
			FY 13-14	FY 14-15	Budget	FY 16-17	FY 16-17	FY 16-17
					FY 15-16			
205-6980-4000-00	Regular Employees	General	377,034	422,529	444,055	465,940	465,940	465,940
205-6980-4030-00	Temporary Employees	General	94,206	99,221	119,554	116,563	116,563	116,563
205-6980-4050-00	Overtime	General	6,506	10,897	12,200	11,200	11,200	11,200
205-6980-4500-00	PERS	General	103,292	116,229	134,488	140,461	140,461	140,461
205-6980-4510-00	Social Security	General	35,599	39,659	44,049	45,418	45,418	45,418
205-6980-4520-00	Workers' Compensation	General	1,672	1,864	2,015	4,453	4,453	4,453
205-6980-4520-01	Workers' Compensation	Workers Comp Claims	0	1,296	0	0	0	0
205-6980-4530-00	Medical and Dental Insurance	General	125,146	158,545	163,800	163,800	163,800	163,800
205-6980-4540-00	Unemployment	General	3,301	1,598	3,455	3,562	3,562	3,562
Total Personnel Services			746,756	851,838	923,616	951,397	951,397	951,397
205-6990-5099-00	Other Professional Services	General	14,680	0	0	0	0	0
205-6990-5850-30	General Fairgrounds Operations	Main Stage Entertainments	368,252	301,078	361,650	326,650	326,650	326,650
205-6990-5850-35	General Fairgrounds Operations	Grounds Acts & Talent Show	26,650	33,500	33,945	33,945	33,945	33,945
205-6990-5850-40	General Fairgrounds Operations	Bi Mart Stage Entertainment	6,670	12,525	19,000	9,000	9,000	9,000
205-6990-5850-70	General Fairgrounds Operations	Contract Services	167,925	149,722	171,941	171,941	171,941	171,941
205-6990-5855-01	Food & Beverage Supplies	Food & Beverage Costs	98,740	102,352	96,600	96,600	96,600	96,600
205-6990-5855-02	Food & Beverage Supplies	Beverages	35,182	42,238	39,000	39,000	39,000	39,000
205-6990-5855-10	Food & Beverage Supplies	F&B Repairs	4,051	1,780	2,000	2,000	2,000	2,000
205-6990-5855-11	Food & Beverage Supplies	F&B Tools	45	1,550	200	200	200	200
205-6990-5855-12	Food & Beverage Supplies	Other Food Operation Exp	1,600	1,482	2,000	2,000	2,000	2,000
205-6990-5855-15	Food & Beverage Supplies	Signs & Banners	0	81	500	500	500	500
205-6990-5855-30	Food & Beverage Supplies	F&B Non Profit Groups	8,620	5,744	12,000	12,000	12,000	12,000
205-6990-6060-00	Tools	General	982	557	1,000	1,000	1,000	1,000
205-6990-6065-01	Fuel and Oil	Gas	18,768	13,295	15,475	16,000	16,000	16,000
205-6990-6290-00	Software Purchases	General	2,158	2,170	3,407	2,184	2,184	2,184
205-6990-6295-00	Equipment-Noninventory	General	4,672	3,725	3,000	4,450	4,450	4,450
205-6990-6299-00	Other Materials and Supplies	General	16,926	10,457	16,919	16,919	16,919	16,919
205-6990-6299-25	Other Materials and Supplies	Signs	3,700	2,971	4,400	4,400	4,400	4,400
205-6990-6299-26	Other Materials and Supplies	Sawdust	4,800	6,600	5,480	5,480	5,480	5,480
205-6990-6299-50	Other Materials and Supplies	Open Class	2,151	993	1,500	1,500	1,500	1,500
205-6990-6510-00	Equip/Vehicle Main & Repair	General	6,994	7,753	10,000	10,000	10,000	10,000
205-6990-6510-80	Equip/Vehicle Main & Repair	Office & Data Processing Equip	2,617	2,818	4,000	4,000	4,000	4,000
205-6990-6550-00	Building and Grounds Main	General	15,261	10,471	16,585	71,585	71,585	71,585

Douglas County, Oregon
County Fair Board Fund


Fund Detail

			Actual	Actual	Revised	Proposed	Approved	Adopted
			FY 13-14	FY 14-15	Budget	FY 16-17	FY 16-17	FY 16-17
					FY 15-16			
205-6990-6550-05	Building and Grounds Main	Custodial Supplies	8,916	957	14,000	14,000	14,000	14,000
205-6990-6680-01	Communication	Telephone	5,438	5,363	7,300	7,300	7,300	7,300
205-6990-6680-12	Communication	Radios	1,022	338	1,000	1,000	1,000	1,000
205-6990-6680-15	Communication	Cell Phones	2,436	2,412	2,500	2,500	2,500	2,500
205-6990-6685-01	Utilities	Electric	94,616	95,986	92,000	92,000	92,000	92,000
205-6990-6685-02	Utilities	Heat	16,215	12,168	17,000	17,000	17,000	17,000
205-6990-6685-03	Utilities	Water and Sewer	25,112	22,067	32,000	32,000	32,000	32,000
205-6990-6685-04	Utilities	Garbage	4,973	4,957	5,270	5,270	5,270	5,270
205-6990-6720-01	Fire/Liability Insurance	Liability Ins Interdept Charges	2,750	2,000	2,000	4,500	4,500	4,500
205-6990-6720-02	Fire/Liability Insurance	Liability Insurance	0	188	0	0	0	0
205-6990-6920-01	Awards and Recognitions	Open Class Awards	10,946	10,757	10,500	10,500	10,500	10,500
205-6990-6920-03	Awards and Recognitions	4H Awards	5,000	5,000	5,000	5,000	5,000	5,000
205-6990-6920-05	Awards and Recognitions	FFA Awards	1,416	1,591	1,600	1,600	1,600	1,600
205-6990-6920-12	Awards and Recognitions	Judges Fees & Expenses	1,985	2,250	1,400	1,400	1,400	1,400
205-6990-6920-17	Awards and Recognitions	Poker Tournament	11,300	10,226	12,000	11,300	11,300	11,300
205-6990-7300-00	Advertising/Publicity	General	64,413	57,787	54,300	54,300	54,300	54,300
205-6990-7400-00	Office Supplies and Expenses	General	2,285	1,869	3,000	3,000	3,000	3,000
205-6990-7410-00	Postage	General	1,122	1,026	1,400	1,400	1,400	1,400
205-6990-7550-00	Travel	General	6,332	5,284	10,000	10,000	10,000	10,000
205-6990-7900-00	Miscellaneous	General	2,841	1,242	2,500	2,500	2,500	2,500
205-6990-7900-04	Miscellaneous	Bank Card Fees	7,120	8,510	7,500	7,500	7,500	7,500
205-6990-7900-17	Miscellaneous	Poker Tournament	3,377	3,602	4,000	4,000	4,000	4,000
Total Materials & Services			1,091,059	969,442	1,106,872	1,119,424	1,119,424	1,119,424
205-8000-8200-99	Furniture and Equipment	Noninventory	0	0	4,525	1,000	1,000	1,000
Total Capital Outlay			0	0	4,525	1,000	1,000	1,000
Total Expenditures			1,837,815	1,821,280	2,035,013	2,071,821	2,071,821	2,071,821

Douglas County, Oregon
County Fair Fund

PERSONNEL SERVICES					
	Actual	Actual	Revised	Budget	
	FTE	FTE	FTE	FY 16-17	
	FY 13-14	FY 14-15	FY 15-16	FTE	Amount
Fairgrounds Manager	1.00	1.00	1.00	1.00	98,426
Building Maintenance Tech 2	1.00	1.00	1.00		
Building Maintenance Tech 1				1.00	35,725
Fair Finance Services Mgr	1.00	1.00	1.00		
Fair Operations Manager	1.00	1.00	1.00	1.00	66,706
Event Development Coordinator	1.00	1.00	1.00	1.00	50,234
Fair Operations Assistant	1.00	1.00	1.00	1.00	31,045
Fair Maintenance Technician	2.00	3.00	3.00	3.00	107,908
Accounting Tech 2				1.00	44,088
Department Assistant 4	1.00	1.00	1.00	1.00	31,808
Total Regular	<u>9.00</u>	<u>10.00</u>	<u>10.00</u>	<u>10.00</u>	<u>465,940</u>
Temporary					116,563
Overtime					11,200
PERS		23.25%, 32.48%			140,461
Social Security		7.65%			45,418
Worker's Compensation		0.75%			4,453
Unemployment		0.60%			3,562
Medical & Dental Insurance		\$1,365/mo			163,800
Total Personnel Services					<u><u>951,397</u></u>

COUNTY FOREST MANAGEMENT FUND



Douglas County, Oregon
County Forest Management Fund (208)
Summary

	Actual FY 12-13	Actual FY 13-14	Actual FY 14-15	Revised Budget FY 15-16	Proposed FY 16-17	Approved FY 16-17	Adopted FY 16-17
<u>RESOURCES</u>							
Beginning Fund Balance	4,421,364	5,357,050	4,532,625	4,000,000	4,300,000	4,300,000	4,300,000
Revenues:							
Intergovernmental Revenues	45,700						
Timber Sales	524,012		1,058,028	889,431	869,612	869,612	869,612
Land Sales			31,700				
Interest	36,110	31,772	34,686	31,042	30,457	30,457	30,457
Charges and Other	1,229,907	895,803	194,519	140,020	165,912	165,912	165,912
Notes/Contract Collections	9,614	7,674	672	672	672	672	672
Interfund loan repayment from Salmon Harbor Fund	2,361,529	2,361,529	2,361,529	2,361,529	2,361,529	2,361,529	2,361,529
Transfers In: Public Works	60,000	60,000	60,000	60,000	60,000	60,000	60,000
	<u>4,266,872</u>	<u>3,356,778</u>	<u>3,741,134</u>	<u>3,482,694</u>	<u>3,488,182</u>	<u>3,488,182</u>	<u>3,488,182</u>
Total Resources	8,688,236	8,713,828	8,273,759	7,482,694	7,788,182	7,788,182	7,788,182
<u>REQUIREMENTS</u>							
Personnel Services	387,884	417,877	437,924	494,978	481,747	481,747	481,747
Materials & Services	231,675	168,882	193,311	362,420	338,096	338,096	338,096
Capital Outlay	307,598	1,200,415	64,246	930,000	1,002,000	1,002,000	1,002,000
	927,157	1,787,174	695,481	1,787,398	1,821,843	1,821,843	1,821,843
Operating Contingency				10,000	10,000	10,000	10,000
Transfer Out: General Fund	42,500	32,500	37,500	31,000	40,000	40,000	40,000
Additions to Notes Receivable				50,000	50,000	50,000	50,000
Interfund loan to Salmon Harbor Fund	2,361,529	2,361,529	2,361,529	2,361,529	2,361,529	2,361,529	2,361,529
	3,331,186	4,181,203	3,094,510	4,239,927	4,283,372	4,283,372	4,283,372
Ending Fund Balance	<u>5,357,050</u>	<u>4,532,625</u>	<u>5,179,249</u>	<u>3,242,767</u>	<u>3,504,810</u>	<u>3,504,810</u>	<u>3,504,810</u>
Total Requirements	8,688,236	8,713,828	8,273,759	7,482,694	7,788,182	7,788,182	7,788,182
Change in Fund Balance	935,686	(824,425)	646,624	(757,233)	(795,190)	(795,190)	(795,190)
Total Fund Staffing FTE	4.40	4.60	4.60	4.60	4.60	4.60	4.60
Capital Outlay							
Computer							2,000
Other Board Approved Projects							1,000,000
							<u>1,002,000</u>

Douglas County, Oregon
County Forest Management Fund

Fund Detail

			Actual	Actual	Revised	Proposed	Approved	Adopted
			FY 13-14	FY 14-15	Budget	FY 16-17	FY 16-17	FY 16-17
					FY 15-16			
208-0000-3800-01	Interest	General Investments	31,108	34,175	30,558	30,000	30,000	30,000
208-0000-3800-04	Interest	Notes/Contracts	664	511	484	457	457	457
208-0000-3820-03	Rents, Leases and Royalties	Land & Buildings	25,704	150,545	128,400	153,316	153,316	153,316
208-0000-3870-30	Other Sales	Sale of Seed/Seedlings	7,859	43	0	0	0	0
208-0000-3870-90	Other Sales	Timber Sales (Standing Timber)	817,292	1,058,028	889,431	869,612	869,612	869,612
208-0000-3870-92	Other Sales	Land Sales	500	31,700	0	0	0	0
208-0000-3875-00	Expense Reimbursements	General	0	934	0	1,596	1,596	1,596
208-0000-3879-00	Miscellaneous	General	44,448	42,997	11,620	11,000	11,000	11,000
208-0000-3900-11	Transfers In	Public Works	60,000	60,000	60,000	60,000	60,000	60,000
208-0000-3960-00	Notes/Contract Rec'ble Collect	General	7,674	672	672	672	672	672
208-0000-3981-51	Interfund Loan Repay Received	Salmon Harbor	2,361,529	2,361,529	2,361,529	2,361,529	2,361,529	2,361,529
Total Revenue			3,356,778	3,741,134	3,482,694	3,488,182	3,488,182	3,488,182
208-0400-4000-00	Regular Employees	General	236,198	244,178	255,773	269,135	269,135	269,135
208-0400-4030-00	Temporary Employees	General	26,989	26,778	58,793	28,525	28,525	28,525
208-0400-4500-00	PERS	General	65,241	67,560	75,679	79,567	79,567	79,567
208-0400-4510-00	Social Security	General	19,630	20,197	24,064	22,771	22,771	22,771
208-0400-4520-00	Workers' Compensation	General	921	948	1,101	2,232	2,232	2,232
208-0400-4530-00	Medical and Dental Insurance	General	67,605	77,857	78,624	78,624	78,624	78,624
208-0400-4540-00	Unemployment	General	1,293	406	944	893	893	893
Total Personnel Services			417,877	437,924	494,978	481,747	481,747	481,747
208-0400-5000-00	Legal Services	General	66,688	65,318	70,000	70,000	70,000	70,000
208-0400-5099-00	Other Professional Services	General	1,870	13,500	100,700	70,000	70,000	70,000
208-0400-5099-70	Other Professional Services	Spray Expenses	1,434	6,951	6,600	8,100	8,100	8,100
208-0400-5099-72	Other Professional Services	Property Holdings	2,750	1,710	55,000	15,000	15,000	15,000
208-0400-5099-74	Other Professional Services	Tree Planting Expenses	5,100	5,352	8,300	15,000	15,000	15,000
208-0400-6198-00	Seedlings	General	20,174	10,523	18,000	20,000	20,000	20,000
208-0400-6290-00	Software Purchases	General	330	57	500	8,000	8,000	8,000
208-0400-6295-00	Equipment-Noninventory	General	1,301	0	3,000	2,000	2,000	2,000
208-0400-6299-00	Other Materials and Supplies	General	2,956	755	3,000	7,000	7,000	7,000

Douglas County, Oregon
County Forest Management Fund

Fund Detail

			Actual	Actual	Revised	Proposed	Approved	Adopted
			FY 13-14	FY 14-15	Budget	FY 16-17	FY 16-17	FY 16-17
208-0400-6299-70	Other Materials and Supplies	Spray Expenses	4,741	7,804	9,000	12,000	12,000	12,000
208-0400-6299-72	Other Materials and Supplies	Property Holdings	272	396	9,000	1,000	1,000	1,000
208-0400-6500-00	Interdept Vehicle Expense	General	20,542	18,872	19,000	19,000	19,000	19,000
208-0400-6510-00	Equip/Vehicle Main & Repair	General	0	213	1,500	1,800	1,800	1,800
208-0400-6550-00	Building and Grounds Maint	General	0	2,681	2,000	3,600	3,600	3,600
208-0400-6680-01	Communication	Telephone	1,233	1,167	1,500	1,500	1,500	1,500
208-0400-6685-01	Utilities	Electric	0	857	1,620	1,596	1,596	1,596
208-0400-6685-03	Utilities	Water and Sewer	115	115	400	400	400	400
208-0400-6720-01	Fire/Liability Insurance	Liability Ins Interdept Charges	400	400	400	2,500	2,500	2,500
208-0400-6910-00	Tax Foreclosures	General	7,184	23,070	10,000	11,000	11,000	11,000
208-0400-7400-00	Office Supplies and Expenses	General	1,575	2,220	1,600	1,500	1,500	1,500
208-0400-7410-00	Postage	General	343	299	200	300	300	300
208-0400-7420-01	Duplicating Services	Photos, Photostats, Copying	73	77	200	200	200	200
208-0400-7550-00	Travel	General	423	573	500	500	500	500
208-0400-7560-00	Conventions, Schools, Seminars	General	190	1,008	1,500	1,500	1,500	1,500
208-0400-7580-00	Dues and Memberships	General	2,524	1,637	1,800	1,800	1,800	1,800
208-0400-7800-00	Legal Publication and Printing	General	613	734	800	800	800	800
208-0400-7900-00	Miscellaneous	General	0	0	6,300	31,000	31,000	31,000
208-0400-7900-01	Miscellaneous	Assessments	26,051	27,022	30,000	31,000	31,000	31,000
Total Materials and Services			168,882	193,311	362,420	338,096	338,096	338,096
208-0400-8000-00	Land	General	0	0	920,000	1,000,000	1,000,000	1,000,000
208-0400-8100-00	Buildings and Improvements	General	1,103,429	56,148	0	0	0	0
208-0400-8200-00	Furniture and Equipment	General	8,230	0	0	0	0	0
208-0400-8200-99	Furniture and Equipment	Noninventory	0	1,446	0	2,000	2,000	2,000
208-0400-8300-00	Vehicles and Heavy Equipment	General	0	6,652	10,000	0	0	0
208-0400-8800-00	Work in Progress	Miscellaneous	88,756	0	0	0	0	0
Total Capital Outlay			1,200,415	64,246	930,000	1,002,000	1,002,000	1,002,000
208-9490-9490-00	Operating Contingency	General	0	0	10,000	10,000	10,000	10,000
208-9500-9500-01	Transfers Out	General Fund	32,500	37,500	31,000	40,000	40,000	40,000

Douglas County, Oregon
 County Forest Management Fund

Fund Detail

			Actual	Actual	Revised	Proposed	Approved	Adopted
			FY 13-14	FY 14-15	Budget	FY 16-17	FY 16-17	FY 16-17
					FY 15-16			
208-9700-9700-00	Additions to Notes Receivable	General	0	0	50,000	50,000	50,000	50,000
208-9880-9880-51	Interfund Loan Made	Salmon Harbor	2,361,529	2,361,529	2,361,529	2,361,529	2,361,529	2,361,529
Total Other Requirements			2,394,029	2,399,029	2,452,529	2,461,529	2,461,529	2,461,529
Total Expenditures			4,181,203	3,094,510	4,239,927	4,283,372	4,283,372	4,283,372

Douglas County, Oregon
County Forest Management Fund

PERSONNEL SERVICES					
	Actual	Actual	Revised	Budget	
	FTE	FTE	FTE	FY 16-17	
	<u>FY 13-14</u>	<u>FY 14-15</u>	<u>FY 15-16</u>	<u>FTE</u>	<u>Amount</u>
Land and Park Director	0.80	0.80	0.80	0.80	72,750
Forester	2.00	2.00	2.00	2.00	113,707
Real Property Officer	1.00	1.00	1.00	1.00	52,001
Administrative Assistant	0.80	0.80	0.80	0.80	30,677
Total Regular	<u>4.60</u>	<u>4.60</u>	<u>4.60</u>	<u>4.60</u>	<u>269,135</u>
Temporary					28,525
PERS		23.25%, 32.48%			79,567
Social Security		7.65%			22,771
Worker's Compensation		0.75%			2,232
Unemployment		0.30%			893
Medical & Dental Insurance		\$1,365/mo			<u>78,624</u>
Total Personnel Services					<u><u>481,747</u></u>

Douglas County, Oregon
County Schools Fund (206)
Summary

	Actual FY 12-13	Actual FY 13-14	Actual FY 14-15	Revised Budget FY 15-16	Proposed FY 16-17	Approved FY 16-17	Adopted FY 16-17
<u>RESOURCES</u>							
Beginning Fund Balance	42,942	20,665	25,516				
Revenues:							
Intergovernmental Revenues - Timber Receipts			213,835		230,667	230,667	230,667
Fed Forest Receipts	1,985,686	1,971,271	1,623,081	1,649,200			
Sale of State Forest Products	35,227	36,110	75,688	200,000	200,000	200,000	200,000
Electric Co-op Tax	112,428	110,874	108,685	120,000	120,000	120,000	120,000
Interest	1,916	753	898	1,000	1,000	1,000	1,000
Other Revenues	426	495	666	1,000	1,000	1,000	1,000
Total Revenue	2,135,683	2,119,503	2,022,853	1,971,200	552,667	552,667	552,667
Total Resources	2,178,625	2,140,168	2,048,369	1,971,200	552,667	552,667	552,667
<u>REQUIREMENTS</u>							
Materials & Services							
Intergovernmental Assistance: Pass Thru	2,157,960	2,114,652	2,035,069	1,971,200	552,667	552,667	552,667
Total Expenditures	2,157,960	2,114,652	2,035,069	1,971,200	552,667	552,667	552,667
Ending Fund Balance	20,665	25,516	13,300				
Total Requirements	2,178,625	2,140,168	2,048,369	1,971,200	552,667	552,667	552,667
Change in Fund Balance	(22,277)	4,851	(12,216)				

Douglas County, Oregon
County Schools Fund

Fund Detail

			Actual	Actual	Revised	Proposed	Approved	Adopted
			FY 13-14	FY 14-15	Budget	FY 16-17	FY 16-17	FY 16-17
					FY 15-16			
206-0000-3110-00	Fed-Forest Receipts	General	0	213,835	0	230,667	230,667	230,667
206-0000-3110-01	Fed-Forest Receipts	SRS 2008	1,971,271	1,623,081	1,649,200	0	0	0
206-0000-3450-04	Shared Revenues	Sale of State Forest Prod	36,110	75,688	200,000	200,000	200,000	200,000
206-0000-3450-07	Shared Revenues	Electric Co-op Tax	110,874	108,685	120,000	120,000	120,000	120,000
206-0000-3800-01	Interest	General Investments	753	898	1,000	1,000	1,000	1,000
206-0000-3879-00	Miscellaneous	General	495	666	1,000	1,000	1,000	1,000
Total Revenue			2,119,503	2,022,853	1,971,200	552,667	552,667	552,667
206-5590-5550-03	County School Assistance	Pass Thru	2,114,652	2,035,069	1,971,200	552,667	552,667	552,667
Total Materials and Services			2,114,652	2,035,069	1,971,200	552,667	552,667	552,667
Total Expenditures			2,114,652	2,035,069	1,971,200	552,667	552,667	552,667

Douglas County, Oregon
Dog Control Fund (202)
Summary

Summary

	Actual FY 12-13	Actual FY 13-14	Actual FY 14-15	Revised Budget FY 15-16	Proposed FY 16-17	Approved FY 16-17	Adopted FY 16-17
<u>RESOURCES</u>							
Beginning Fund Balance	11,294	10,070	24,729				
Revenues:							
Fees, Licenses and Other	102,198	92,359	86,368	65,000	95,000	95,000	95,000
Transfers In: General Fund	295,000	305,000	310,000	286,149	260,724	260,724	260,724
Total	397,198	397,359	396,368	351,149	355,724	355,724	355,724
Total Resources	408,492	407,429	421,097	351,149	355,724	355,724	355,724
<u>REQUIREMENTS</u>							
Personnel Services	85,736	87,962	91,347	98,402	102,577	102,577	102,577
Materials & Services	312,686	294,738	309,920	252,747	253,147	253,147	253,147
Total Expenditures	398,422	382,700	401,267	351,149	355,724	355,724	355,724
Ending Fund Balance	10,070	24,729	19,830				
Total Requirements	408,492	407,429	421,097	351,149	355,724	355,724	355,724
Change in Fund Balance	(1,224)	14,659	(4,899)				
<u>Departmental Detail</u>							
<u>DOG CONTROL OPERATIONS (0850)</u>							
Personnel Services	85,736	87,962	91,346	98,402	102,577	102,577	102,577
Materials & Services	26,909	25,029	24,277	36,961	37,361	37,361	37,361
Shelter Operations	150,660	150,660	150,660	112,995	112,995	112,995	112,995
	263,305	263,651	266,283	248,358	252,933	252,933	252,933
<u>PREDATORY ANIMAL CONTROL (0860)</u>							
Materials & Services	135,117	119,049	134,984	102,791	102,791	102,791	102,791
Total Departmental Expenditures	398,422	382,700	401,267	351,149	355,724	355,724	355,724
Total Fund Staffing FTE	1.00	1.00	1.00	1.00	1.00	1.00	1.00

Douglas County, Oregon
Dog Control Fund

Fund Detail

			Actual	Actual	Revised	Proposed	Approved	Adopted
			FY 13-14	FY 14-15	Budget	FY 16-17	FY 16-17	FY 16-17
202-0870-2170-20	Animal Control & Shelter Fees	Spay and Neuter Clinic	530	475	0	0	0	0
202-0850-2970-00	Animal Licenses	General	88,385	83,984	55,000	85,000	85,000	85,000
202-0850-3050-00	Animal Control Fines	General	3,282	1,813	10,000	10,000	10,000	10,000
202-0000-3800-01	Interest	General Investments	150	96	0	0	0	0
202-0850-3879-90	Miscellaneous	Subrogating Claim Recovery	12	0	0	0	0	0
202-0000-3900-01	Transfers In	General Fund	305,000	310,000	286,149	260,724	260,724	260,724
Total Revenue			397,359	396,368	351,149	355,724	355,724	355,724
202-0850-4000-00	Regular Employees	General	47,348	49,754	47,715	50,128	50,128	50,128
202-0850-4050-00	Overtime	General	4,024	3,341	7,000	7,000	7,000	7,000
202-0850-4500-00	PERS	General	14,569	15,116	17,772	18,556	18,556	18,556
202-0850-4510-00	Social Security	General	3,570	3,704	4,186	4,370	4,370	4,370
202-0850-4520-00	Workers' Compensation	General	180	186	821	428	428	428
202-0850-4520-01	Workers' Compensation	Workers Comp Claims	8	0	0	0	0	0
202-0850-4530-00	Medical and Dental Insurance	General	18,010	19,166	20,580	21,924	21,924	21,924
202-0850-4540-00	Unemployment	General	253	80	328	171	171	171
Total Personnel Services			87,962	91,347	98,402	102,577	102,577	102,577
202-0850-5099-00	Other Professional Services	General	150,660	150,660	112,995	112,995	112,995	112,995
202-0850-5099-40	Other Professional Services	Animal Care	108	462	11,161	11,161	11,161	11,161
202-0860-5099-00	Other Professional Services	General	118,519	134,654	100,991	100,991	100,991	100,991
202-0850-6290-00	Software Purchases	General	0	0	200	200	200	200
202-0850-6295-00	Equipment-Noninventory	General	418	780	600	600	600	600
202-0850-6299-00	Other Materials and Supplies	General	496	300	700	700	700	700
202-0850-6500-00	Interdept Vehicle Expense	General	15,894	17,333	15,000	15,000	15,000	15,000
202-0850-6680-01	Communication	Telephone	0	0	200	200	200	200
202-0850-6720-01	Fire/Liability Insurance	Liability Ins Interdept Charges	90	100	100	500	500	500
202-0850-6730-00	Liability Claims	General	0	480	0	0	0	0
202-0850-6800-00	Laundry and Dry Cleaning	General	888	1,191	500	500	500	500
202-0850-7400-00	Office Supplies and Expenses	General	596	245	500	500	500	500
202-0850-7410-00	Postage	General	2,763	2,295	3,000	3,000	3,000	3,000
202-0850-7550-00	Travel	General	0	0	100	100	100	100

Douglas County, Oregon
Dog Control Fund

Fund Detail

			Actual	Actual	Revised	Proposed	Approved	Adopted
			FY 13-14	FY 14-15	Budget	FY 16-17	FY 16-17	FY 16-17
202-0850-7560-00	Conventions, Schools, Seminars	General	349	546	1,500	1,500	1,500	1,500
202-0850-7580-00	Dues and Memberships	General	100	75	100	100	100	100
202-0850-7820-00	Advisory Committee Expense	General	185	219	300	300	300	300
202-0850-7900-30	Miscellaneous	Indemnities	2,575	250	1,000	1,000	1,000	1,000
202-0850-7900-35	Miscellaneous	License Sale Expense	567	0	2,000	2,000	2,000	2,000
202-0860-7900-31	Miscellaneous	Bounties	530	330	1,800	1,800	1,800	1,800
Total Materials and Services			294,738	309,920	252,747	253,147	253,147	253,147
Total Expenditures			382,700	401,267	351,149	355,724	355,724	355,724

Douglas County, Oregon
Dog Control Fund

PERSONNEL SERVICES						
		Actual FTE FY 13-14	Actual FTE FY 14-15	Revised Budget FTE FY 15-16	Budget FY 16-17	
					FTE	Amount
Animal Control Deputy		1.00	1.00	1.00	1.00	50,128
Overtime						7,000
PERS	23.25%, 32.48%					18,556
Social Security	7.65%					4,370
Worker's Compensation	0.75%					428
Unemployment	0.30%					171
Medical & Dental Insurance	\$1,827/mo					21,924
Total Personnel Services						<u>102,577</u>

Douglas County, Oregon
Drug Abuse Prevention Fund (214)
Summary

Summary

	Actual FY 12-13	Actual FY 13-14	Actual FY 14-15	Revised Budget FY 15-16	Proposed FY 16-17	Approved FY 16-17	Adopted FY 16-17
<u>RESOURCES</u>							
Beginning Fund Balance	139,514						
Revenues:							
Intergovernmental Revenues	89,849	95,981	96,582	100,000	100,000	100,000	100,000
Interest	486	60	56				
Total Revenues	90,335	96,041	96,638	100,000	100,000	100,000	100,000
TOTAL RESOURCES	229,849	96,041	96,638	100,000	100,000	100,000	100,000
<u>REQUIREMENTS</u>							
Materials & Services:							
Drug Abuse Contracts	89,849	96,041	96,635	100,000	100,000	100,000	100,000
Transfers Out: General Fund	140,000						
Total Expenditures	229,849	96,041	96,635	100,000	100,000	100,000	100,000
Ending Fund Balance			3				
TOTAL REQUIREMENTS	229,849	96,041	96,638	100,000	100,000	100,000	100,000
Change in Fund Balance	(139,514)		3				

Douglas County, Oregon
Drug Abuse Prevention Fund

Fund Detail

			Actual	Actual	Revised	Proposed	Approved	Adopted
			FY 13-14	FY 14-15	Budget	FY 16-17	FY 16-17	FY 16-17
					FY 15-16			
214-4800-3450-50	Shared Revenues	Mental Health & Alcohol	95,981	96,582	100,000	100,000	100,000	100,000
214-4800-3800-01	Interest	General Investments	60	56	0	0	0	0
Total Revenue			96,041	96,638	100,000	100,000	100,000	100,000
214-4800-5200-02	Drug Abuse Contracts	ADAPT-MH & Alcohol 2145	96,041	96,635	100,000	100,000	100,000	100,000
Total Materials and Services			96,041	96,635	100,000	100,000	100,000	100,000
Total Expenditures			96,041	96,635	100,000	100,000	100,000	100,000

Douglas County, Oregon
Industrial Development Fund (212)
Summary

Summary

	Actual FY 12-13	Actual FY 13-14	Actual FY 14-15	Revised Budget FY 15-16	Proposed FY 16-17	Approved FY 16-17	Adopted FY 16-17
<u>RESOURCES</u>							
Beginning Fund Balance	3,152,434	3,407,843	3,532,658	3,200,000	2,700,000	2,700,000	2,700,000
Revenues:							
Intergovernmental Revenues	379,215	348,348	347,699	320,000	340,000	340,000	340,000
Interest	59,431	57,248	50,023	20,000	25,296	25,296	25,296
Rents and Leases	750						
Land Sales, Other Revenues	185,630	3,500	10,000				
Notes/Contract Collections	64,167	44,166	25,825	25,825	25,825	25,825	25,825
Total Revenues	689,193	453,262	433,547	365,825	391,121	391,121	391,121
TOTAL RESOURCES	3,841,627	3,861,105	3,966,205	3,565,825	3,091,121	3,091,121	3,091,121
<u>REQUIREMENTS</u>							
Materials & Services	235,675	171,324	408,592	472,000	617,000	617,000	617,000
Debt Service	165,956	157,123	133,311	721,001	130,160	130,160	130,160
Capital Outlay	32,153			1,300,000	1,130,000	1,130,000	1,130,000
Transfers Out - County Fair Board				64,120	109,120	109,120	109,120
Additions to Notes Receivable			5,000	100,000	100,000	100,000	100,000
Total Expenditures	433,784	328,447	546,903	2,657,121	2,086,280	2,086,280	2,086,280
Ending Fund Balance	3,407,843	3,532,658	3,419,302	908,704	1,004,841	1,004,841	1,004,841
TOTAL REQUIREMENTS	3,841,627	3,861,105	3,966,205	3,565,825	3,091,121	3,091,121	3,091,121
Change in Fund Balance	255,409	124,815	(113,356)	(2,291,296)	(1,695,159)	(1,695,159)	(1,695,159)
Capital Outlay - Industrial Park Projects							1,130,000

Douglas County, Oregon
Industrial Development Fund

Fund Detail

			Actual	Actual	Revised	Proposed	Approved	Adopted
			FY 13-14	FY 14-15	Budget	FY 16-17	FY 16-17	FY 16-17
					FY 15-16			
212-0000-3450-11	Shared Revenues	Video Poker Revenue	348,348	347,699	320,000	340,000	340,000	340,000
212-0000-3800-01	Interest	General Investments	20,345	22,573	20,000	25,296	25,296	25,296
212-0000-3800-04	Interest	Notes/Contracts	36,903	27,450	0	0	0	0
212-0000-3870-92	Other Sales	Land Sales	0	10,000	0	0	0	0
212-0000-3879-00	Miscellaneous	General	3,500	0	0	0	0	0
212-0000-3960-00	Notes/Contract Collections	General	40,172	25,825	25,825	25,825	25,825	25,825
212-0000-3960-05	Notes/Contract Collections	Alfa Leisure Note	3,994	0	0	0	0	0
Total Revenue			453,262	433,547	365,825	391,121	391,121	391,121
212-0990-5099-00	Other Professional Services	General	9,234	110	65,000	65,000	65,000	65,000
212-0990-5099-80	Other Professional Services	UEDP Job Dev	95,000	97,896	95,000	95,000	95,000	95,000
212-0990-5099-85	Other Professional Services	CCD	36,000	36,000	36,000	36,000	36,000	36,000
212-0990-5500-00	Intergov't Assistance	General	15,809	13,792	0	0	0	0
212-0990-5500-20	Intergov't Assistance	Contributions to Other Agencies	10,000	260,000	250,000	400,000	400,000	400,000
212-0990-6550-00	Building and Grounds Main	General	5,160	794	15,000	10,000	10,000	10,000
212-0990-7350-00	Printing	General	0	0	5,000	5,000	5,000	5,000
212-0990-7550-00	Travel	General	0	0	1,000	1,000	1,000	1,000
212-0990-7900-00	Miscellaneous	General	121	0	5,000	5,000	5,000	5,000
Total Materials and Services			171,324	408,592	472,000	617,000	617,000	617,000
212-8000-8100-00	Buildings and Improvements	General	0	0	400,000	380,000	380,000	380,000
212-8000-8100-99	Buildings and Improvements	Noninventory	0	0	900,000	750,000	750,000	750,000
Total Capital Outlay			0	0	1,300,000	1,130,000	1,130,000	1,130,000
212-9000-9100-00	Principal-Notes and Contracts	General	103,001	83,223	673,934	117,936	117,936	117,936
212-9000-9400-00	Interest-Notes and Contracts	General	54,122	50,088	47,067	12,224	12,224	12,224
212-9500-9500-15	Transfers Out	General	0	0	64,120	109,120	109,120	109,120
212-9700-9700-00	Additions to Notes Receivable	General	0	5,000	100,000	100,000	100,000	100,000
Total Other Requirements			157,123	138,311	885,121	339,280	339,280	339,280
Total Expenditures			328,447	546,903	2,657,121	2,086,280	2,086,280	2,086,280

Douglas County, Oregon
Law Library Fund (203)
Summary

Summary

	Actual FY 12-13	Actual FY 13-14	Actual FY 14-15	Revised Budget FY 15-16	Proposed FY 16-17	Approved FY 16-17	Adopted FY 16-17
<u>RESOURCES</u>							
Beginning Fund Balance	33,898	18,853	10,302	20,000	48,000	48,000	48,000
Revenues:							
Charges and Fees	816	478	357	700	275	275	275
District Court Fines	85,170	90,443	89,529	89,500	101,671	101,671	101,671
Interest	219	133	176	400	400	400	400
Total Revenues	86,205	91,054	90,062	90,600	102,346	102,346	102,346
TOTAL RESOURCES	120,103	109,907	100,364	110,600	150,346	150,346	150,346
<u>REQUIREMENTS</u>							
Personnel Services	45,783	50,254	21,711	24,023	24,781	24,781	24,781
Materials & Services	55,467	49,351	47,507	51,860	52,610	52,610	52,610
Total Expenditures	101,250	99,605	69,218	75,883	77,391	77,391	77,391
Ending Fund Balance	18,853	10,302	31,146	34,717	72,955	72,955	72,955
TOTAL REQUIREMENTS	120,103	109,907	100,364	110,600	150,346	150,346	150,346
Change in Fund Balance	(15,045)	(8,551)	20,844	14,717	24,955	24,955	24,955
Staffing FTE	0.60	0.60	0.60	0.50	0.50	0.50	0.50

Additional Information

In prior years, the Law Library was funded primarily from 33% of the uniform filing fee for civil cases filed with the Circuit Court in Douglas County. Beginning in FY 11-12 the funding is through the Oregon Judicial Department at a monthly rate based on the 2009-2011 biennium revenues. Senate Bill 5701 reduced funding by 3.5% starting April 2012. The operating transfer out of the General Fund Library Department was to cover personnel costs for the Law Library. Beginning in FY12-13 personnel services have been moved into the Law Library Fund.

Douglas County, Oregon
Law Library Fund

Fund Detail

			Actual	Actual	Revised	Proposed	Approved	Adopted
			FY 13-14	FY 14-15	Budget	FY 16-17	FY 16-17	FY 16-17
					FY 15-16			
203-0000-2280-02	Duplicating Services	Photocopies	428	357	500	250	250	250
203-0000-3000-01	Court Fines	District Court	90,443	89,529	89,500	101,671	101,671	101,671
203-0000-3800-01	Interest	General Investments	133	176	400	400	400	400
203-0000-3879-00	Miscellaneous	General	50	0	200	25	25	25
Total Revenue			91,054	90,062	90,600	102,346	102,346	102,346
203-0980-4000-00	Regular Employees	General	30,826	15,907	17,062	17,552	17,552	17,552
203-0980-4500-00	PERS	General	8,742	4,529	5,542	5,701	5,701	5,701
203-0980-4510-00	Social Security	General	1,805	1,195	1,311	1,343	1,343	1,343
203-0980-4520-00	Workers' Compensation	General	108	56	58	132	132	132
203-0980-4530-00	Medical and Dental Insurance	General	8,620	0	0	0	0	0
203-0980-4540-00	Unemployment	General	153	24	50	53	53	53
Total Personnel Services			50,254	21,711	24,023	24,781	24,781	24,781
203-0990-5170-00	Computer Research Service	General	3,922	600	0	0	0	0
203-0990-6290-00	Software Purchases	General	260	0	20	20	20	20
203-0990-6295-00	Equipment-Noninventory	General	1,317	223	1,500	1,500	1,500	1,500
203-0990-6510-02	Equip/Vehicle Main & Repair	Equip Service Contracts	484	95	300	200	200	200
203-0990-6680-01	Communication	Telephone	0	0	30	30	30	30
203-0990-6720-01	Fire/Liability Insurance	Liability Ins Interdept	0	50	50	150	150	150
203-0990-7400-00	Office Supplies and Expenses	General	473	357	400	400	400	400
203-0990-7410-00	Postage	General	1	6	10	10	10	10
203-0990-7500-00	Periodicals and Books	General	42,894	46,022	49,250	50,000	50,000	50,000
203-0990-7560-00	Conventions, Schools, Seminars	General	0	154	300	300	300	300
Total Materials & Services			49,351	47,507	51,860	52,610	52,610	52,610
Total Expenditures			99,605	69,218	75,883	77,391	77,391	77,391

Douglas County, Oregon
Law Library Fund

PERSONNEL SERVICES						
		Actual FTE FY 13-14	Actual FTE FY 14-15	Revised Budget FTE FY 15-16	Budget FY 16-17	
					FTE	Amount
Branch Librarian				0.50		
Law Librarian					0.50	17,552
Librarian 1		<u>0.60</u>	<u>0.60</u>			
Total Regular		<u>0.60</u>	<u>0.60</u>	<u>0.50</u>	<u>0.50</u>	<u>17,552</u>
PERS	23.25%, 32.48%					5,701
Social Security	7.65%					1,343
Worker's Compensation	0.75%					132
Unemployment	0.30%					53
Medical & Dental Insurance	\$1,365/mo					
Total Personnel Services						<u><u>24,781</u></u>

Douglas County, Oregon
 Salmon Habitat Improvement Fund (213)
 Summary

	Actual FY 12-13	Actual FY 13-14	Actual FY 14-15	Revised Budget FY 15-16	Proposed FY 16-17	Approved FY 16-17	Adopted FY 16-17
<u>RESOURCES</u>							
Beginning Fund Balance	11,424	10,325	10,386				
Revenues:							
Intergovernmental Revenue-Local Assist	12,593	19,527	18,994	150,000	150,000	150,000	150,000
Interest	84	61	63	50	50	50	50
Total Revenues	12,677	19,588	19,057	150,050	150,050	150,050	150,050
TOTAL RESOURCES	24,101	29,913	29,443	150,050	150,050	150,050	150,050
<u>REQUIREMENTS</u>							
Materials and Services	13,776	19,527	18,994	150,050	150,050	150,050	150,050
Ending Fund Balance	10,325	10,386	10,449				
TOTAL REQUIREMENTS	24,101	29,913	29,443	150,050	150,050	150,050	150,050
Change in Fund Balance	(1,099)	61	63				

Douglas County, Oregon
 Salmon Habitat Improvement Fund

Fund Detail

			Actual	Actual	Revised	Proposed	Approved	Adopted
			FY 13-14	FY 14-15	Budget	FY 16-17	FY 16-17	FY 16-17
					FY 15-16			
213-0000-3290-00	State/Fed-Other Assistance	General	19,527	18,994	150,000	150,000	150,000	150,000
213-0000-3800-01	Interest	General Investments	61	63	50	50	50	50
Total Revenue			19,588	19,057	150,050	150,050	150,050	150,050
213-0990-6299-00	Materials and Supplies	General	19,527	18,994	150,050	150,050	150,050	150,050
Total Expenditures			19,527	18,994	150,050	150,050	150,050	150,050

Douglas County, Oregon
Title III Fund (216)
Summary

Summary

	Actual FY 12-13	Actual FY 13-14	Actual FY 14-15	Revised Budget FY 15-16	Proposed FY 16-17	Approved FY 16-17	Adopted FY 16-17
<u>RESOURCES</u>							
Beginning Fund Balance	4,642,588	3,783,782	2,942,988	3,190,000	3,040,000	3,040,000	3,040,000
Revenues:							
Intergovernmental Revenues:							
Safety Net Title III - O&C/Federal Forest	295,470	47,938	1,350,816	1,199,699			
Safety Net Title III - Coos Bay Wagon Road	3,494	3,007	2,802				
* Safety Net Title II (Pass thru)	1,605,328	1,642,280	1,530,289	1,371,085			
Title III - Rollover funds				6,172,840	7,806,215	7,806,215	7,806,215
Interest	63,028	58,712	65,537	60,000	50,000	50,000	50,000
Total Revenue	<u>1,967,320</u>	<u>1,751,937</u>	<u>2,949,444</u>	<u>8,803,624</u>	<u>7,856,215</u>	<u>7,856,215</u>	<u>7,856,215</u>
TOTAL RESOURCES	6,609,908	5,535,719	5,892,432	11,993,624	10,896,215	10,896,215	10,896,215
<u>REQUIREMENTS</u>							
Materials and Services:							
Safety Net Title III County Expenditures	616,295	414,656	296,759	9,227,389	9,683,215	9,683,215	9,683,215
* Safety Net Title II (Pass thru)	1,605,328	1,642,280	1,530,289	1,371,085			
Capital Outlay				100,000			
Transfers Out - General Fund	92,887	86,751	87,271	195,150	113,000	113,000	113,000
Public Works Fund	12,600	290,608	532,899	1,000,000	1,000,000	1,000,000	1,000,000
Public Safety Fund	499,016	158,436	210,661	100,000	100,000	100,000	100,000
Total Expenditures	<u>2,826,126</u>	<u>2,592,731</u>	<u>2,657,879</u>	<u>11,993,624</u>	<u>10,896,215</u>	<u>10,896,215</u>	<u>10,896,215</u>
Ending Fund Balance	<u>3,783,782</u>	<u>2,942,988</u>	<u>3,234,553</u>				
TOTAL REQUIREMENTS	6,609,908	5,535,719	5,892,432	11,993,624	10,896,215	10,896,215	10,896,215
Change in Fund Balance	(858,806)	(840,794)	291,565	(3,190,000)	(3,040,000)	(3,040,000)	(3,040,000)

Note: Title III funds are received under safety net legislation and are limited to specific uses as provided in the legislation.

* Title II funds of the safety net legislation remain at the federal level for expenditure. Oregon budget law requires these be shown in the County budget.

Douglas County, Oregon
Title III Fund

Fund Detail

			Actual	Actual	Revised	Proposed	Approved	Adopted
			FY 13-14	FY 14-15	Budget	FY 16-17	FY 16-17	FY 16-17
					FY 15-16			
216-0000-3100-01	Fed-O & C Receipts	SRS 2008	22,300	739,138	656,433	0	0	0
216-0000-3105-01	Fed-Coos Bay Wagon Rd	SRS 2008	3,007	2,802	0	0	0	0
216-0000-3110-01	Fed-Forest Receipts	SRS 2008	25,638	611,678	543,266	0	0	0
216-0000-3130-01	Fed-Title II O & C Receipts	SRS 2008	896,717	835,542	750,209	0	0	0
216-0000-3135-00	Fed-Title II CBWR-SRS2008	General	3,437	3,202	0	0	0	0
216-0000-3140-01	Fed-Title II Forest Receipts	SRS 2008	742,126	691,545	620,876	0	0	0
216-0000-3190-99	Fed-Other Assistance	Rollover-Title III	0	0	6,172,840	7,806,215	7,806,215	7,806,215
216-0000-3800-01	Interest	General Investments	58,712	65,537	60,000	50,000	50,000	50,000
Total Revenue			1,751,937	2,949,444	8,803,624	7,856,215	7,856,215	7,856,215
216-0990-5500-00	Intergov't Assistance	General	0	0	8,927,389	9,383,215	9,383,215	9,383,215
216-0990-5500-20	Intergov't Assistance	Rescue, Education, Prevention	200,419	188,000	0	0	0	0
216-0990-5500-60	Intergov't Assistance	DFPA-Rural Fire	214,237	108,759	300,000	300,000	300,000	300,000
216-0990-5500-70	Intergov't Assistance	Title II O & C Receipts	896,717	835,542	750,209	0	0	0
216-0990-5500-72	Intergov't Assistance	Title II - CBWR	3,437	3,202	0	0	0	0
216-0990-5500-74	Intergov't Assistance	Title II Forest Receipts	742,126	691,545	620,876	0	0	0
Total Materials & Services			2,056,936	1,827,048	10,598,474	9,683,215	9,683,215	9,683,215
216-8000-8900-00	Infrastructure	General	0	0	100,000	0	0	0
Total Capital Outlay			0	0	100,000	0	0	0
216-9500-9500-01	Transfers Out	General Fund	86,751	87,271	195,150	113,000	113,000	113,000
216-9500-9500-11	Transfers Out	Public Works	290,608	532,899	1,000,000	1,000,000	1,000,000	1,000,000
216-9500-9500-20	Transfers Out	Public Safety Fund	158,436	210,661	100,000	100,000	100,000	100,000
Total Other Requirements			535,795	830,831	1,295,150	1,213,000	1,213,000	1,213,000
Total Expenditures			2,592,731	2,657,879	11,993,624	10,896,215	10,896,215	10,896,215

Douglas County, Oregon
Water Resource Development Fund (215)
Summary

	Actual FY 12-13	Actual FY 13-14	Actual FY 14-15	Revised Budget FY 15-16	Proposed FY 16-17	Approved FY 16-17	Adopted FY 16-17
<u>RESOURCES</u>							
Beginning Fund Balance	1,761,795	2,156,985	1,948,637	1,300,000	1,500,000	1,500,000	1,500,000
Revenues:							
Charges and Other Revenues	1,148,749	603,860	802,959	720,000	800,000	800,000	800,000
Intergovernmental Revenue	103,791	89,512	181,695	134,000	134,000	134,000	134,000
Interest	13,193	13,304	13,208	13,000	13,000	13,000	13,000
Total Revenues	1,265,733	706,676	997,862	867,000	947,000	947,000	947,000
TOTAL RESOURCES	3,027,528	2,863,661	2,946,499	2,167,000	2,447,000	2,447,000	2,447,000
<u>REQUIREMENTS</u>							
Personnel Services	440,707	461,476	483,214	500,785	517,357	517,357	517,357
Materials and Services	391,836	412,548	393,048	456,730	462,930	462,930	462,930
Capital Outlay					33,500	33,500	33,500
Operating Contingency				100,000	100,000	100,000	100,000
Transfer Out to General Fund	38,000	41,000	50,000	46,000	55,000	55,000	55,000
Total Expenditures	870,543	915,024	926,262	1,103,515	1,168,787	1,168,787	1,168,787
Ending Fund Balance	2,156,985	1,948,637	2,020,237	1,063,485	1,278,213	1,278,213	1,278,213
TOTAL REQUIREMENTS	3,027,528	2,863,661	2,946,499	2,167,000	2,447,000	2,447,000	2,447,000
Change in Fund Balance	395,190	(208,348)	71,600	(236,515)	(221,787)	(221,787)	(221,787)
Staffing FTE	6.00	6.00	6.00	6.00	6.00	6.00	6.00
Capital Outlay							
Pickup							30,000
Pickup Canopy							3,500
							33,500

Douglas County, Oregon
 Water Resource Development Fund
 Operations/Galesville (5980/5990)

	Actual FY 12-13	Actual FY 13-14	Actual FY 14-15	Revised Budget FY 15-16	Proposed FY 16-17	Approved FY 16-17	Adopted FY 16-17
<u>RESOURCES</u>							
Charges and Other Revenues	1,148,749	603,860	802,959	720,000	800,000	800,000	800,000
Intergovernmental Revenue	103,791	89,512	181,695	134,000	134,000	134,000	134,000
Interest	13,193	13,304	13,208	13,000	13,000	13,000	13,000
Total Resources	1,265,733	706,676	997,862	867,000	947,000	947,000	947,000
<u>REQUIREMENTS</u>							
Personnel Services	370,139	388,353	405,328	419,575	434,670	434,670	434,670
Materials & Services	391,088	412,313	391,979	455,350	461,550	461,550	461,550
Capital Outlay					33,500	33,500	33,500
Total Requirements	761,227	800,666	797,307	874,925	929,720	929,720	929,720
Staffing FTE	5.00	5.00	5.00	5.00	5.00	5.00	5.00

Douglas County, Oregon
Water Resource Development Fund
Operations/Galesville

Department Detail

			Actual	Actual	Revised	Proposed	Approved	Adopted
			FY 13-14	FY 14-15	Budget	FY 16-17	FY 16-17	FY 16-17
					FY 15-16			
215-0000-2800-00	Electricity Revenues	General	478,904	556,019	600,000	600,000	600,000	600,000
215-0000-2810-00	Water Revenues	General	124,906	244,979	120,000	200,000	200,000	200,000
215-0000-3550-80	Cost Share	BLM Co-op Stream Gaging	89,512	181,695	134,000	134,000	134,000	134,000
215-0000-3800-01	Interest	General Investments	13,304	13,208	13,000	13,000	13,000	13,000
215-0000-3879-00	Miscellaneous	General	50	1,961	0	0	0	0
Total Revenue			706,676	997,862	867,000	947,000	947,000	947,000
215-5980-4000-00	Regular Employees	General	231,882	240,951	246,681	257,139	257,139	257,139
215-5980-4030-00	Temporary Employees	General	293	1,884	5,000	5,000	5,000	5,000
215-5980-4500-00	PERS	General	62,901	60,924	65,104	67,825	67,825	67,825
215-5980-4510-00	Social Security	General	17,296	18,370	19,254	20,054	20,054	20,054
215-5980-4520-00	Workers' Compensation	General	812	850	881	1,966	1,966	1,966
215-5980-4520-01	Workers' Compensation	Workers Comp Claims	0	884	0	0	0	0
215-5980-4530-00	Medical and Dental Insurance	General	74,029	81,101	81,900	81,900	81,900	81,900
215-5980-4540-00	Unemployment	General	1,140	364	755	786	786	786
Total Personnel Services			388,353	405,328	419,575	434,670	434,670	434,670
215-5990-5099-00	Other Professional Services	General	23,141	9,140	56,000	74,000	74,000	74,000
215-5990-5420-00	Cooperative Contracts	General	162,189	129,771	170,000	175,000	175,000	175,000
215-5990-6070-00	Field Supplies	General	414	117	4,000	2,000	2,000	2,000
215-5990-6290-00	Software Purchases	General	972	1,017	3,000	7,000	7,000	7,000
215-5990-6295-00	Equipment-Noninventory	General	4,356	5,196	7,000	12,000	12,000	12,000
215-5990-6299-00	Other Materials and Supplies	General	32,102	33,392	41,000	20,500	20,500	20,500
215-5990-6450-00	Equipment/Vehicle Rent	General	0	161	500	500	500	500
215-5990-6500-00	Interdept Vehicle Expense	General	12,522	12,720	11,500	10,000	10,000	10,000
215-5990-6510-00	Equip/Vehicle Main & Repair	General	0	234	2,000	2,000	2,000	2,000
215-5990-6560-00	Dam Maintenance	General	61,032	94,040	40,000	40,000	40,000	40,000
215-5990-6560-01	Dam Maintenance	Transmission Lines	68,000	68,000	68,000	68,000	68,000	68,000
215-5990-6560-02	Dam Maintenance	Reservoir Main	7,711	150	5,000	5,000	5,000	5,000
215-5990-6560-03	Dam Maintenance	Access Main	0	0	1,000	1,000	1,000	1,000

Douglas County, Oregon
Water Resource Development Fund
Operations/Galesville

Department Detail

			Actual	Actual	Revised	Proposed	Approved	Adopted
			FY 13-14	FY 14-15	Budget	FY 16-17	FY 16-17	FY 16-17
215-5990-6680-01	Communication	Telephone	13,072	12,597	16,000	15,000	15,000	15,000
215-5990-6685-01	Utilities	Electric	7,152	6,995	8,000	8,000	8,000	8,000
215-5990-6720-01	Fire/Liability Insurance	Liability Ins Interdept Chg	450	450	450	2,300	2,300	2,300
215-5990-6850-00	License and Permit Fees	General	12,091	11,966	10,000	10,000	10,000	10,000
215-5990-7400-00	Office Supplies and Expenses	General	2,002	2,163	4,000	3,500	3,500	3,500
215-5990-7410-00	Postage	General	595	636	900	500	500	500
215-5990-7550-00	Travel	General	3,060	2,800	4,000	3,500	3,500	3,500
215-5990-7560-00	Conventions, Schools, Seminars	General	637	94	1,750	750	750	750
215-5990-7580-00	Dues and Memberships	General	815	340	1,250	1,000	1,000	1,000
Total Materials and Services			412,313	391,979	455,350	461,550	461,550	461,550
215-8000-8300-00	Vehicles and Heavy Equipment	General	0	0	0	30,000	30,000	30,000
215-8000-8300-99	Vehicles and Heavy Equipment	Noninventory	0	0	0	3,500	3,500	3,500
Total Capital Outlay			0	0	0	33,500	33,500	33,500
Total Expenditures			800,666	797,307	874,925	929,720	929,720	929,720

Douglas County, Oregon
Water Resource Development Fund
Operations/Galesville

PERSONNEL SERVICES					
	Actual	Actual	Revised	Budget	
	FTE	FTE	Budget	FY 16-17	
	FY 13-14	FY 14-15	FY 15-16	FTE	Amount
Natural Resources Div Manager	1.00	1.00	1.00	1.00	74,880
Natural Resources Technician	1.00	1.00	1.00	1.00	32,000
Power Plant Operator/Hydrologist	1.00	1.00	1.00	1.00	63,153
Engineering Technician 2	2.00	2.00	2.00	2.00	87,106
Total Regular	5.00	5.00	5.00	5.00	257,139
Temporary					5,000
PERS		23.25%, 32.48%			67,825
Social Security		7.65%			20,054
Worker's Compensation		0.75%			1,966
Unemployment		0.30%			786
Medical & Dental Insurance		\$1,365/mo			81,900
Total Personnel Services					434,670

Douglas County, Oregon
 Water Resource Development Fund
 Watermaster (0440)

	Actual <u>FY 12-13</u>	Actual <u>FY 13-14</u>	Actual <u>FY 14-15</u>	Revised Budget <u>FY 15-16</u>	Proposed <u>FY 16-17</u>	Approved <u>FY 16-17</u>	Adopted <u>FY 16-17</u>
<u>REQUIREMENTS</u>							
Personnel Services	70,568	73,123	77,886	81,210	82,687	82,687	82,687
Materials & Services	<u>748</u>	<u>235</u>	<u>1,069</u>	<u>1,380</u>	<u>1,380</u>	<u>1,380</u>	<u>1,380</u>
Total Requirements	<u>71,316</u>	<u>73,358</u>	<u>78,955</u>	<u>82,590</u>	<u>84,067</u>	<u>84,067</u>	<u>84,067</u>
Staffing FTE	1.00	1.00	1.00	1.00	1.00	1.00	1.00

Douglas County, Oregon
Water Resource Development Fund
Watermaster

Department Detail

			Actual	Actual	Revised	Proposed	Approved	Adopted
			FY 13-14	FY 14-15	Budget	FY 16-17	FY 16-17	FY 16-17
					FY 15-16			
215-0440-4000-00	Regular Employees	General	42,695	45,268	46,051	46,966	46,966	46,966
215-0440-4500-00	PERS	General	12,108	12,889	14,957	15,255	15,255	15,255
215-0440-4510-00	Social Security	General	3,154	3,283	3,523	3,593	3,593	3,593
215-0440-4520-00	Workers' Compensation	General	150	158	161	352	352	352
215-0440-4530-00	Medical and Dental Insurance	General	14,806	16,220	16,380	16,380	16,380	16,380
215-0440-4540-00	Unemployment	General	210	68	138	141	141	141
Total Personnel Services			73,123	77,886	81,210	82,687	82,687	82,687
215-0440-6295-00	Equipment - Noninventory	General	0	47	0	0	0	0
215-0440-6500-00	Interdept Vehicle Expense	General	0	73	800	800	800	800
215-0440-7400-00	Office Supplies and Expenses	General	0	700	140	140	140	140
215-0440-7410-00	Postage	General	110	162	140	140	140	140
215-0440-7560-00	Conventions, Schools, Seminars	General	125	87	300	300	300	300
Total Materials and Services			235	1,069	1,380	1,380	1,380	1,380
Total Expenditures			73,358	78,955	82,590	84,067	84,067	84,067

Douglas County, Oregon
 Water Resource Development Fund
 Watermaster

PERSONNEL SERVICES						
		Actual FTE <u>FY 13-14</u>	Actual FTE <u>FY 14-15</u>	Revised Budget FTE <u>FY 15-16</u>	<u>Budget FY 16-17</u>	
					FTE	Amount
Engineering Technician 2		1.00	1.00	1.00	1.00	46,966
PERS	23.25%, 32.48%					15,255
Social Security	7.65%					3,593
Worker's Compensation	0.75%					352
Unemployment	0.30%					141
Medical & Dental Insurance	\$1,365/mo					<u>16,380</u>
Total Personnel Services						<u><u>82,687</u></u>

Douglas County, Oregon
Capital Projects Fund (302)
Summary

Summary

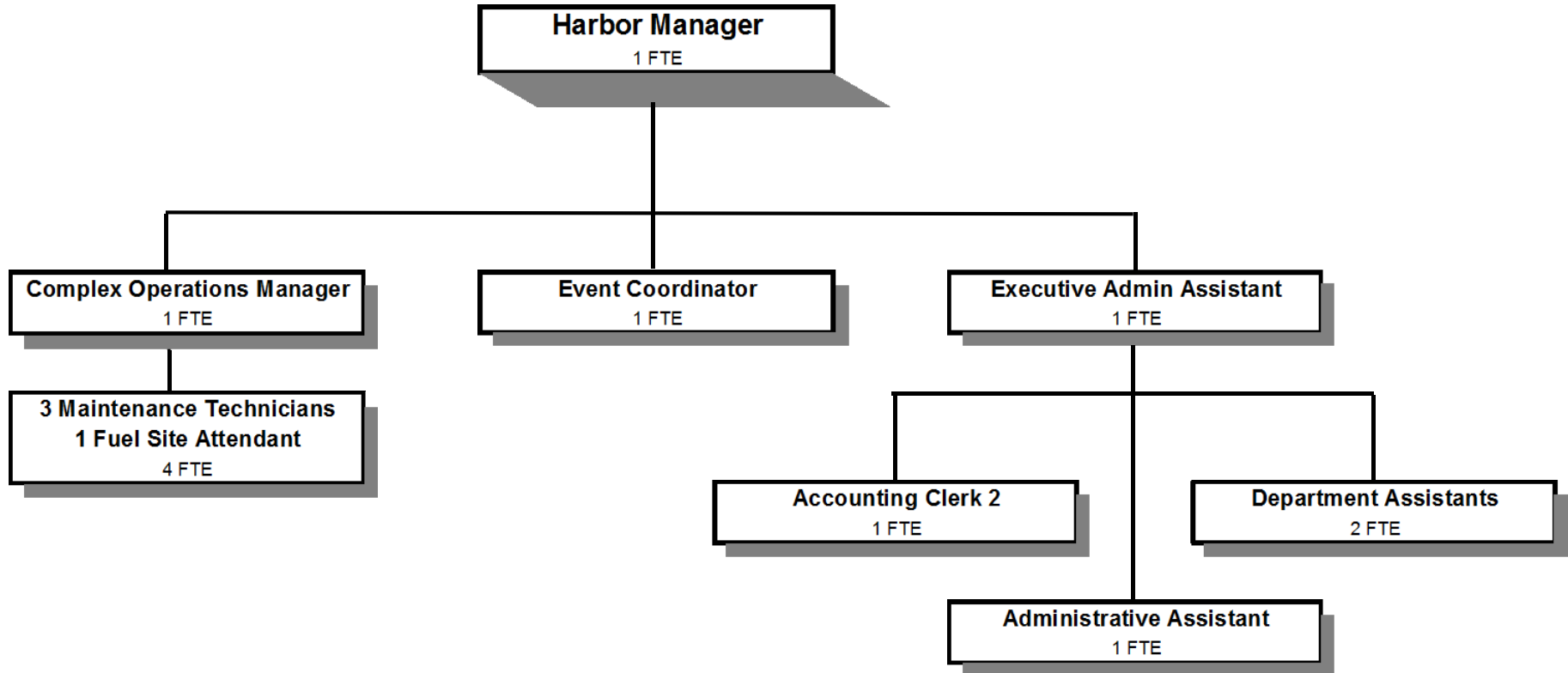
	Actual FY 12-13	Actual FY 13-14	Actual FY 14-15	Revised Budget FY 15-16	Proposed FY 16-17	Approved FY 16-17	Adopted FY 16-17
<u>RESOURCES</u>							
Beginning Fund Balance	4,077,259	3,216,097	2,360,136	4,000,000	4,200,000	4,200,000	4,200,000
Revenues:							
Intergovernmental Revenues	583,500		591,000				
Contributions and Donations		333,260	112,525	20,000	17,500	17,500	17,500
Interest	26,301	20,437	22,321	30,000	30,000	30,000	30,000
Transfers In: General Fund			2,535,000				
Total Revenue	609,801	353,697	3,260,846	50,000	47,500	47,500	47,500
TOTAL RESOURCES	4,687,060	3,569,794	5,620,982	4,050,000	4,247,500	4,247,500	4,247,500
<u>REQUIREMENTS</u>							
Personnel Services	16,603	26,767	4,145	10,000	10,000	10,000	10,000
Materials & Services	122,036	340,702	89,391	395,000	395,000	395,000	395,000
Capital Outlay	1,332,324	842,189	493,386	3,645,000	3,842,500	3,842,500	3,842,500
Total Expenditures	1,470,963	1,209,658	586,922	4,050,000	4,247,500	4,247,500	4,247,500
Ending Fund Balance	3,216,097	2,360,136	5,034,060				
TOTAL REQUIREMENTS	4,687,060	3,569,794	5,620,982	4,050,000	4,247,500	4,247,500	4,247,500
Change in Fund Balance	(861,162)	(855,961)	2,673,924	(4,000,000)	(4,200,000)	(4,200,000)	(4,200,000)
Capital Outlay Board Approved Projects							3,842,500

Douglas County, Oregon
Capital Projects Fund

Fund Detail

			Actual	Actual	Revised	Proposed	Approved	Adopted
			FY 13-14	FY 14-15	Budget	FY 16-17	FY 16-17	FY 16-17
					FY 15-16			
302-0000-3290-33	State/Fed-Other Assistance	Interoperable Emg Comm Grant	0	191,000	0	0	0	0
302-0000-3395-07	Local Assistance	Ford Family Foundation	0	400,000	0	0	0	0
302-0000-3800-01	Interest	General Investments	20,437	22,321	30,000	30,000	30,000	30,000
302-0000-3840-50	Contributions and Donations	Fairgrounds	333,260	112,525	20,000	17,500	17,500	17,500
302-0000-3900-01	Transfers In	General Fund	0	2,535,000	0	0	0	0
Total Revenue			353,697	3,260,846	50,000	47,500	47,500	47,500
302-0980-4030-00	Temporary Employees	General	23,440	3,652	9,235	9,199	9,199	9,199
302-0980-4500-00	PERS	General	1,336	196	0	0	0	0
302-0980-4510-00	Social Security	General	1,793	279	705	704	704	704
302-0980-4520-00	Workers' Compensation	General	82	13	32	69	69	69
302-0980-4540-00	Unemployment	General	116	5	28	28	28	28
Total Personnel Services			26,767	4,145	10,000	10,000	10,000	10,000
302-0990-5099-00	Other Professional Services	General	31,076	0	0	0	0	0
302-0990-6290-00	Software Purchases	General	21,344	38,184	75,000	75,000	75,000	75,000
302-0990-6295-00	Equipment-Noninventory	General	267,620	10,197	0	0	0	0
302-0990-6299-00	Other Materials and Supplies	General	9,515	21,136	0	0	0	0
302-0990-6550-00	Building and Grounds Main	General	11,147	19,874	320,000	320,000	320,000	320,000
Total Materials & Services			340,702	89,391	395,000	395,000	395,000	395,000
302-8000-8100-00	Buildings and Improvements	General	0	60,073	3,645,000	3,842,500	3,842,500	3,842,500
302-8000-8100-99	Buildings and Improvements	Noninventory	146,153	0	0	0	0	0
302-8000-8200-00	Furniture and Equipment	General	44,590	259,425	0	0	0	0
302-8000-8200-99	Furniture and Equipment	Noninventory	15,016	35,717	0	0	0	0
302-8000-8800-00	Work in Progress	Miscellaneous	636,430	119,608	0	0	0	0
302-8000-8800-99	Work in Progress	Noninventory	0	18,563	0	0	0	0
Total Capital Outlay			842,189	493,386	3,645,000	3,842,500	3,842,500	3,842,500
Total Expenditures			1,209,658	586,922	4,050,000	4,247,500	4,247,500	4,247,500

SALMON HARBOR FUND



Douglas County, Oregon
 Salmon Harbor Fund (501)
 Summary

	Actual FY 12-13	Actual FY 13-14	Actual FY 14-15	Revised Budget FY 15-16	Proposed FY 16-17	Approved FY 16-17	Adopted FY 16-17
<u>RESOURCES</u>							
Beginning Fund Balance	789,542	577,969	789,121	450,000	975,000	975,000	975,000
Revenues:							
Charges, Fees, Rents, Leases, and Other	1,690,824	1,692,257	1,937,909	1,831,500	1,983,345	1,983,345	1,983,345
Intergovernmental Revenues:							
Coos Bay Wagon Pass Thru	42,422	36,516	34,025				
R.V. License Revenues	148,985	157,055	207,650	185,000	229,000	229,000	229,000
All Other	4,600	4,600	30,866	4,600	4,850	4,850	4,850
Interest	5,240	4,710	7,082	6,900	10,000	10,000	10,000
Interfund Loan	2,361,529	2,361,529	2,361,529	2,361,529	2,361,529	2,361,529	2,361,529
Total Revenues	4,253,600	4,256,667	4,579,061	4,389,529	4,588,724	4,588,724	4,588,724
TOTAL RESOURCES	5,043,142	4,834,636	5,368,182	4,839,529	5,563,724	5,563,724	5,563,724
<u>REQUIREMENTS</u>							
Personnel Services	764,061	624,733	690,488	788,006	851,863	851,863	851,863
Materials & Services	1,113,205	1,027,083	1,104,295	1,190,282	1,124,044	1,124,044	1,124,044
Capital Outlay	226,378	32,170	181,801	161,150	134,100	134,100	134,100
Interfund Loan Repayment	2,361,529	2,361,529	2,361,529	2,361,529	2,361,529	2,361,529	2,361,529
Total Expenditures	4,465,173	4,045,515	4,338,113	4,500,967	4,471,536	4,471,536	4,471,536
Ending Fund Balance	577,969	789,121	1,030,069	338,562	1,092,188	1,092,188	1,092,188
TOTAL REQUIREMENTS	5,043,142	4,834,636	5,368,182	4,839,529	5,563,724	5,563,724	5,563,724
Change in Fund Balance	(211,573)	211,152	240,948	(111,438)	117,188	117,188	117,188
Staffing FTE	12.00	10.00	10.00	11.00	12.00	12.00	12.00
<u>Capital Outlay:</u>							
Golf Carts (2)	14,000						15,000
Fork Truck (used)	10,000						12,000
Washer/Dryer	5,000						1,100
Truck - Extended Cab 2 Wheel Drive	25,000						12,000
MAC Parking Lot Paving	30,000						10,000
							134,100

Douglas County, Oregon
 Salmon Harbor Fund

Fund Detail

			Actual	Actual	Revised	Proposed	Approved	Adopted
			FY 13-14	FY 14-15	Budget	FY 16-17	FY 16-17	FY 16-17
					FY 15-16			
501-0000-2450-08	Solid Waste Fees	Sewage Disposal Fees	7,971	7,335	6,250	9,000	9,000	9,000
501-0000-2700-00	Camp Revenues	General	59,466	74,614	68,000	85,000	85,000	85,000
501-0000-2700-20	Camp Revenues	West Spit RV Resort	703,321	790,782	742,003	840,200	840,200	840,200
501-0000-2700-80	Camp Revenues	Showers	7,146	8,163	7,000	9,000	9,000	9,000
501-0000-2700-85	Camp Revenues	Laundromat	17,843	19,402	17,000	21,000	21,000	21,000
501-0000-2700-90	Camp Revenues	Monthly Camping	33,597	51,775	40,000	57,500	57,500	57,500
501-0000-2700-98	Camp Revenues	Deposits	7,797	13,031	10,000	15,000	15,000	15,000
501-0000-2700-99	Camp Revenues	Gift Certificates/Rainchecks	4,334	(855)	3,000	5,000	5,000	5,000
207-0000-2750-50	Fees and Admissions	Cancellations/Expired Credits	16,748	21,569	18,500	21,500	21,500	21,500
501-0000-2755-00	Concessions	General	98,294	105,293	103,700	107,500	107,500	107,500
501-0000-2860-01	Boat Moorage/Launching	Moorage-Annual	199,458	233,829	232,400	245,000	245,000	245,000
501-0000-2860-02	Boat Moorage/Launching	Moorage-Monthly	48,630	68,788	50,000	70,000	70,000	70,000
501-0000-2860-03	Boat Moorage/Launching	Moorage-Weekly	22,904	28,845	23,900	33,195	33,195	33,195
501-0000-2860-04	Boat Moorage/Launching	Moorage-Charter Boats	7,001	4,358	3,500	7,500	7,500	7,500
501-0000-2860-05	Boat Moorage/Launching	Boat Launching	48,951	54,880	51,500	60,000	60,000	60,000
501-0000-2860-06	Boat Moorage/Launching	Electricity	4,876	5,681	4,300	6,000	6,000	6,000
501-0000-2860-07	Boat Moorage/Launching	Storage Fees	3,865	4,060	4,000	5,000	5,000	5,000
501-0000-3390-01	State-Other Assistance	Marine Board Grants	4,600	4,600	4,600	4,850	4,850	4,850
501-0000-3390-05	State-Other Assistance	Business Oregon	0	26,266	0	0	0	0
501-0000-3395-00	Local Assistance	General	36,516	34,025	0	0	0	0
501-0000-3450-05	Shared Revenues	R.V. Licenses	157,055	207,650	185,000	229,000	229,000	229,000
501-0000-3800-01	Interest	General Investments	4,710	7,082	6,900	10,000	10,000	10,000
501-0000-3820-70	Rents, Leases and Royalties	Marina Activity Center	3,760	3,855	3,500	3,500	3,500	3,500
501-0000-3870-00	Other Sales	General	7,659	10,225	8,000	16,500	16,500	16,500
501-0000-3870-41	Other Sales	Fuel Sales-Diesel	153,035	154,884	133,497	120,000	120,000	120,000
501-0000-3870-42	Other Sales	Fuel Sales-Gas	225,488	286,257	297,500	249,700	249,700	249,700
501-0000-3870-43	Other Sales	Fuel Sales-Oil	162	370	250	250	250	250
501-0000-3870-44	Other Sales	Fuel Sales-Propane	28,372	24,318	34,200	30,000	30,000	30,000
501-0000-3870-80	Other Sales	Sale of Inventory	1,125	0	7,500	0	0	0
501-0000-3879-00	Miscellaneous	General	10,563	10,099	4,000	5,000	5,000	5,000
501-0000-3879-25	Miscellaneous	Pay Phones	162	0	0	0	0	0
501-0000-3879-85	Miscellaneous	Discounts Given	(30,240)	(43,182)	(42,000)	(39,000)	(39,000)	(39,000)

Douglas County, Oregon
 Salmon Harbor Fund

Fund Detail

			Actual	Actual	Revised	Proposed	Approved	Adopted
			FY 13-14	FY 14-15	Budget	FY 16-17	FY 16-17	FY 16-17
501-0000-3879-95	Miscellaneous	NSF Checks	(31)	(467)	0	0	0	0
501-0000-3980-18	Interfund Loan Received	County Forest Management	2,361,529	2,361,529	2,361,529	2,361,529	2,361,529	2,361,529
Total Revenue			4,256,667	4,579,061	4,389,529	4,588,724	4,588,724	4,588,724
501-7980-4000-00	Regular Employees	General	340,744	391,897	438,569	478,662	478,662	478,662
501-7980-4030-00	Temporary Employees	General	74,197	49,816	63,372	59,472	59,472	59,472
501-7980-4050-00	Overtime	General	2,986	2,135	5,000	5,000	5,000	5,000
501-7980-4090-00	Compensated Absences	General	190	3,178	0	0	0	0
501-7980-4500-00	PERS	General	46,281	50,149	57,288	63,286	63,286	63,286
501-7980-4510-00	Social Security	General	30,867	32,859	38,781	41,550	41,550	41,550
501-7980-4520-00	Workers' Compensation	General	1,462	1,553	1,774	4,074	4,074	4,074
501-7980-4530-00	Medical and Dental Insurance	General	125,940	157,570	180,180	196,560	196,560	196,560
501-7980-4540-00	Unemployment	General	2,066	1,331	3,042	3,259	3,259	3,259
Total Personnel Services			624,733	690,488	788,006	851,863	851,863	851,863
501-7990-5000-00	Legal Services	General	610	0	1,000	2,000	2,000	2,000
501-7990-5050-00	Security Services	General	17,403	18,482	20,000	20,000	20,000	20,000
501-7990-5099-00	Other Professional Services	General	12,810	59,815	35,000	35,000	35,000	35,000
501-7990-5199-00	Other Technical Services	General	5,292	6,523	11,400	7,500	7,500	7,500
501-7990-6065-01	Fuel and Oil	Gas	215,312	263,165	280,000	200,000	200,000	200,000
501-7990-6065-02	Fuel and Oil	Diesel	134,141	110,496	123,228	98,946	98,946	98,946
501-7990-6065-03	Fuel and Oil	Propane	35,153	22,685	35,200	27,500	27,500	27,500
501-7990-6065-50	Fuel and Oil	Lubricants and Oil	200	91	200	200	200	200
501-7990-6290-00	Software Purchases	General	911	850	2,430	1,043	1,043	1,043
501-7990-6295-00	Equipment-Noninventory	General	36,398	16,406	8,500	8,500	8,500	8,500
501-7990-6299-00	Other Materials and Supplies	General	14,511	25,978	8,500	8,500	8,500	8,500
501-7990-6500-00	Interdept Vehicle Expense	General	17,498	8,844	12,000	10,000	10,000	10,000
501-7990-6510-00	Equip/Vehicle Main & Repair	General	11,343	5,847	6,000	11,000	11,000	11,000
501-7990-6550-00	Building and Grounds Main	General	124,187	140,024	179,500	179,500	179,500	179,500

Douglas County, Oregon
Salmon Harbor Fund

Fund Detail

			Actual	Actual	Revised	Proposed	Approved	Adopted
			FY 13-14	FY 14-15	Budget	FY 16-17	FY 16-17	FY 16-17
					FY 15-16			
501-7990-6550-02	Building and Grounds Main	Electrical Maintenance	10,326	4,917	10,000	7,500	7,500	7,500
501-7990-6550-20	Building and Grounds Main	M&R Contracts	8,254	2,763	5,000	5,000	5,000	5,000
501-7990-6680-01	Communication	Telephone	10,937	12,117	11,800	13,000	13,000	13,000
501-7990-6680-02	Communication	Pages/Answering Services	295	310	350	350	350	350
501-7990-6680-15	Communication	Cell Phones	1,469	1,117	1,250	1,250	1,250	1,250
501-7990-6680-22	Communication	Research-OR DMV	8	24	25	30	30	30
501-7990-6685-00	Utilities	General	73	0	0	0	0	0
501-7990-6685-01	Utilities	Electric	100,447	102,955	115,000	117,800	117,800	117,800
501-7990-6685-03	Utilities	Water and Sewer	20,985	23,989	25,000	27,000	27,000	27,000
501-7990-6685-04	Utilities	Garbage	28,072	29,437	32,500	47,500	47,500	47,500
501-7990-6685-05	Utilities	Sewer	105,294	112,735	113,859	117,699	117,699	117,699
501-7990-6685-07	Utilities	Cable TV	22,870	25,907	26,243	27,126	27,126	27,126
501-7990-6720-01	Fire/Liability Insurance	Liability Ins Interdept Charges	800	550	600	4,000	4,000	4,000
501-7990-6720-02	Fire/Liability Insurance	Liability Insurance	3,253	3,344	3,447	3,500	3,500	3,500
201-7990-6730-00	Liability Claims	General	250	0	0	0	0	0
501-7990-6850-00	License and Permit Fees	General	1,133	3,885	2,000	2,000	2,000	2,000
501-7990-7300-00	Advertising/Publicity	General	22,720	13,242	25,000	25,000	25,000	25,000
501-7990-7300-04	Advertising/Publicity	July 4th Fireworks	0	2,000	2,000	2,000	2,000	2,000
501-7990-7300-05	Advertising/Publicity	Brochures	0	495	3,500	3,500	3,500	3,500
501-7990-7300-06	Advertising/Publicity	Tide Books	2,745	2,765	3,000	3,000	3,000	3,000
501-7990-7300-07	Advertising/Publicity	Local-Salmon Harbor	2,729	4,330	15,000	15,000	15,000	15,000
501-7990-7400-00	Office Supplies and Expenses	General	7,122	7,606	7,500	7,500	7,500	7,500
501-7990-7500-00	Subscriptions, Books	General	255	97	225	325	325	325
501-7990-7550-00	Travel	General	4,132	4,993	7,000	7,000	7,000	7,000
501-7990-7560-00	Conventions, Schools	General	0	600	0	0	0	0
501-7990-7580-00	Dues and Memberships	General	659	584	875	875	875	875
501-7990-7850-00	Pre-employment Testing	General	102	222	400	400	400	400
501-7990-7900-00	Miscellaneous	General	631	774	750	1,000	1,000	1,000
501-7990-7900-04	Miscellaneous	Bank Card Fees	45,753	63,331	55,000	75,000	75,000	75,000
Total Materials and Services			1,027,083	1,104,295	1,190,282	1,124,044	1,124,044	1,124,044
501-8000-8100-00	Buildings and Improvements	General	0	167,457	79,500	54,000	54,000	54,000
501-8000-8200-00	Furniture and Equipment	General	0	0	0	5,000	5,000	5,000

Douglas County, Oregon
 Salmon Harbor Fund

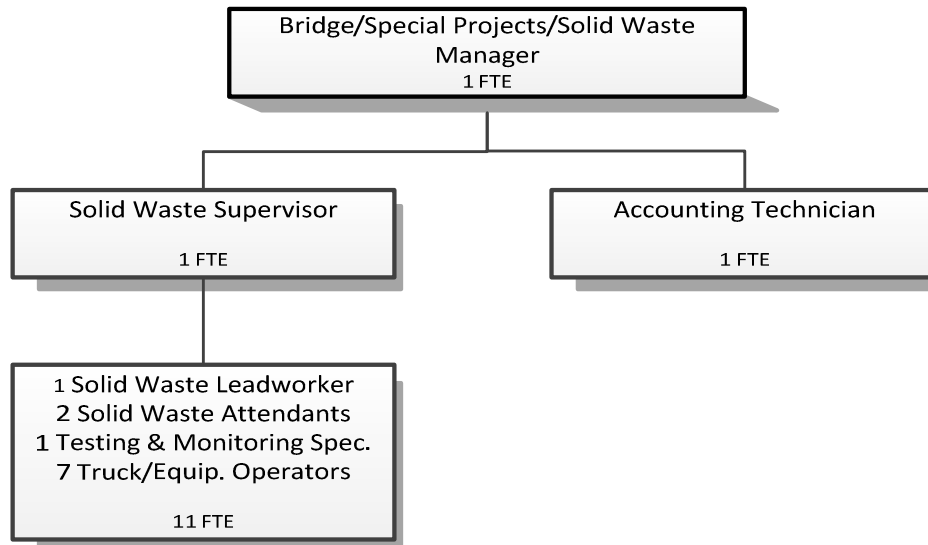
Fund Detail

			Actual	Actual	Revised	Proposed	Approved	Adopted
			FY 13-14	FY 14-15	Budget	FY 16-17	FY 16-17	FY 16-17
501-8000-8200-99	Furniture and Equipment	Noninventory	8,170	2,299	13,650	1,100	1,100	1,100
501-8000-8300-00	Vehicles and Heavy Equip	General	24,000	7,845	68,000	74,000	74,000	74,000
501-8000-8300-99	Vehicles and Heavy Equip	Noninventory	0	4,200	0	0	0	0
Total Capital Outlay			32,170	181,801	161,150	134,100	134,100	134,100
501-9880-9200-18	Interfund Loan Repayment	County Forest Management	2,361,529	2,361,529	2,361,529	2,361,529	2,361,529	2,361,529
Total Expenditures			4,045,515	4,338,113	4,500,967	4,471,536	4,471,536	4,471,536

Douglas County, Oregon
Salmon Harbor Fund

PERSONNEL SERVICES					
	Actual	Actual	Revised	Budget	
	FTE	FTE	FTE	FY 16-17	
	FY 13-14	FY 14-15	FY 15-16	FTE	Amount
Harbor Manager	1.00	1.00	1.00	1.00	87,165
Complex Operations Manager	1.00	1.00	1.00	1.00	51,613
Building Maintenance Tech 2	1.00	1.00	1.00	1.00	40,140
Building Maintenance Tech 1	2.00	2.00	2.00	2.00	70,161
Event Development Coordinator				1.00	39,110
Salmon Harbor Project Manager	1.00	1.00	1.00		
Marine Fuel Site Attendant			1.00	1.00	23,372
Executive Admin Asst		1.00	1.00	1.00	49,870
Administrative Assistant				1.00	34,943
Accounting Clerk 2		1.00	1.00	1.00	31,143
Office Manager 2	1.00				
Department Assistant 4	3.00	2.00	2.00	2.00	51,145
Total Regular	10.00	10.00	11.00	12.00	478,662
Temporary					59,472
Overtime					5,000
PERS		9.84%, 15.55%			63,286
Social Security		7.65%			41,550
Worker's Compensation		0.75%			4,074
Unemployment		0.60%			3,259
Medical & Dental Insurance		\$1,365/mo			196,560
Total Personnel Services					851,863

SOLID WASTE



	Actual FY 12-13	Actual FY 13-14	Actual FY 14-15	Revised Budget FY 15-16	Proposed FY 16-17	Approved FY 16-17	Adopted FY 16-17
<u>RESOURCES</u>							
Beginning Fund Balance					800,000	800,000	800,000
Revenues:							
Charges for Services				6,254,600	6,276,000	6,276,000	6,276,000
Transfers In - General Fund				700,000			
Total Revenues				6,954,600	7,076,000	7,076,000	7,076,000
TOTAL RESOURCES				6,954,600	7,076,000	7,076,000	7,076,000
<u>REQUIREMENTS</u>							
Personnel Services				1,119,226	1,196,140	1,196,140	1,196,140
Materials & Services				2,217,292	1,618,350	1,618,350	1,618,350
Capital Outlay				1,875,000	2,970,000	2,970,000	2,970,000
Total				5,211,518	5,784,490	5,784,490	5,784,490
Transfers Out for service reimbursement to:							
General Fund				135,000	160,000	160,000	160,000
Public Safety Fund - Work Crew				745,000	832,210	832,210	832,210
Total Expenditures				6,091,518	6,776,700	6,776,700	6,776,700
Ending Fund Balance				863,082	299,300	299,300	299,300
TOTAL REQUIREMENTS				6,954,600	7,076,000	7,076,000	7,076,000
Change in Fund Balance				863,082	(500,700)	(500,700)	(500,700)
Staffing FTE				13.00	14.00	14.00	14.00
Capital Outlay							
Roll Off Truck Trailers (2)							200,000
Reedsport Leachate Pipeline							1,750,000
Roseburg Leachate Tank Completion							1,020,000
							<u>2,970,000</u>

Douglas County, Oregon
Solid Waste Fund

Department Detail

			Actual	Actual	Revised	Proposed	Approved	Adopted
			FY 13-14	FY 14-15	Budget	FY 16-17	FY 16-17	FY 16-17
					FY 15-16			
540-0000-2450-00	Solid Waste Fees	General			5,510,000	10,000	10,000	10,000
540-0000-2450-01	Solid Waste Fees	Refuse Fees			0	5,500,000	5,500,000	5,500,000
540-0000-2450-03	Solid Waste Fees	Asbestos Disposal Fees			15,000	18,000	18,000	18,000
540-0000-2450-04	Solid Waste Fees	Petro Contamination Fees			10,000	12,000	12,000	12,000
540-0000-2450-05	Solid Waste Fees	Infect Med Waste Disposal			500	500	500	500
540-0000-2450-06	Solid Waste Fees	Waste Tire Disposal Fees			6,500	5,000	5,000	5,000
540-0000-2450-07	Solid Waste Fees	Out of County Waste Fees			1,000	0	0	0
540-0000-2450-09	Solid Waste Fees	Soil Disposal Fees			6,000	54,000	54,000	54,000
540-0000-2450-10	Solid Waste Fees	Appliance Disposal			9,000	6,000	6,000	6,000
540-0000-2450-11	Solid Waste Fees	Battery Disposal Fees			5,000	5,000	5,000	5,000
540-0000-2450-12	Solid Waste Fees	Recycled Oil			20,000	0	0	0
540-0000-2450-13	Solid Waste Fees	Construction & Demolition Waste			375,000	415,000	415,000	415,000
540-0000-2450-14	Solid Waste Fees	Mattresses			40,000	40,000	40,000	40,000
540-0000-2450-15	Solid Waste Fees	Animal Byproducts			6,500	6,500	6,500	6,500
540-0000-2450-50	Solid Waste Fees	Recycled Metal Sales			175,000	60,000	60,000	60,000
540-0000-2450-51	Solid Waste Fees	Yard Mulch/Wood Waste			20,000	95,000	95,000	95,000
540-0000-2450-54	Solid Waste Fees	Recycled Glass Sales			10,000	7,000	7,000	7,000
540-0000-2450-55	Solid Waste Fees	Scrap Vehicle Parts			100	0	0	0
540-0000-2450-65	Solid Waste Fees	LFG Sales			45,000	45,000	45,000	45,000
540-0000-3800-01	Interest	General Investments			0	1,000	1,000	1,000
540-0000-3879-95	Miscellaneous	NSF Checks			0	(4,000)	(4,000)	(4,000)
540-0000-3900-01	Transfers In	General Fund			700,000	0	0	0
Total Revenue					6,954,600	6,276,000	6,276,000	6,276,000
540-7980-4000-00	Regular Employees	General			613,304	649,474	649,474	649,474
540-7980-4030-00	Temporary Employees	General			40,000	40,000	40,000	40,000
540-7980-4050-00	Overtime	General			10,000	10,000	10,000	10,000
540-7980-4500-00	PERS	General			185,609	195,650	195,650	195,650
540-7980-4510-00	Social Security	General			50,742	53,510	53,510	53,510
540-7980-4520-00	Workers' Compensation	General			4,641	13,989	13,989	13,989
540-7980-4530-00	Medical and Dental Insurance	General			212,940	229,320	229,320	229,320
540-7980-4540-00	Unemployment	General			1,990	4,197	4,197	4,197
Total Personnel Services					1,119,226	1,196,140	1,196,140	1,196,140
540-7990-5099-00	Other Professional Services	General			142,242	11,000	11,000	11,000
540-7990-5199-00	Other Technical Services	General			992,000	500,000	500,000	500,000
540-7990-5199-02	Other Technical Services	Reedsport Landfill Closure			10,000	15,000	15,000	15,000
540-7990-5600-00	Solid Waste Recycling	General			20,000	10,000	10,000	10,000
540-7990-6000-01	Road/Bridge Materials	Rock			10,000	10,000	10,000	10,000

Douglas County, Oregon
Solid Waste Fund

Department Detail

			Actual	Actual	Revised	Proposed	Approved	Adopted
			FY 13-14	FY 14-15	Budget	FY 16-17	FY 16-17	FY 16-17
					FY 15-16			
540-7990-6060-00	Tools	General			2,900	2,000	2,000	2,000
540-7990-6110-00	Safety Supplies	General			3,000	1,000	1,000	1,000
540-7990-6290-00	Software Purchases	General			2,000	5,000	5,000	5,000
540-7990-6295-00	Equipment-Noninventory	General			22,000	5,000	5,000	5,000
540-7990-6299-00	Other Materials and Supplies	General			75,500	90,000	90,000	90,000
540-7990-6450-00	Equipment/Vehicle Rent	General			5,000	2,500	2,500	2,500
540-7990-6510-00	Equip/Vehicle Main & Repair	General			715,000	715,000	715,000	715,000
540-7990-6680-01	Communication	Telephone			13,500	13,500	13,500	13,500
540-7990-6685-01	Utilities	Electric			17,000	17,000	17,000	17,000
540-7990-6685-03	Utilities	Water and Sewer			5,000	6,000	6,000	6,000
540-7990-6720-01	Fire/Liability Insurance	Liability Ins Interdept Charges			3,000	34,000	34,000	34,000
540-7990-6730-00	Liability Claims	General			5,000	5,000	5,000	5,000
540-7990-6800-00	Laundry and Dry Cleaning	General			4,000	3,000	3,000	3,000
540-7990-6850-00	License and Permit Fees	General			105,950	105,950	105,950	105,950
540-7990-6870-00	Laboratory and Testing	General			54,500	20,000	20,000	20,000
540-7990-7400-00	Office Supplies and Expenses	General			2,000	2,000	2,000	2,000
540-7990-7410-00	Postage	General			1,500	1,500	1,500	1,500
540-7990-7560-00	Conventions, Schools, Seminars	General			2,500	2,500	2,500	2,500
540-7990-7800-00	Legal Publication and Printing	General			1,500	3,000	3,000	3,000
540-7990-7820-00	Advisory Committee Expense	General			500	500	500	500
540-7990-7850-00	Pre-employment Testing	General			1,700	1,700	1,700	1,700
540-7990-7900-00	Miscellaneous	General			0	200	200	200
540-7990-7900-04	Miscellaneous	Bank Card Fees			0	36,000	36,000	36,000
Total Materials and Services					2,217,292	1,618,350	1,618,350	1,618,350
540-8000-8300-00	Vehicles and Heavy Equipment	General			200,000	200,000	200,000	200,000
540-8000-8900-00	Infrastructure	General			1,675,000	2,770,000	2,770,000	2,770,000
Total Capital Outlay					1,875,000	2,970,000	2,970,000	2,970,000
540-9500-9500-01	Transfers Out	General Fund			135,000	160,000	160,000	160,000
540-9500-9500-20	Transfers Out	Public Safety Fund			745,000	832,210	832,210	832,210
Total Transfers Out					880,000	992,210	992,210	992,210
Total Expenditures					6,091,518	6,776,700	6,776,700	6,776,700

Douglas County, Oregon
Solid Waste Fund

PERSONNEL SERVICES					
	Actual	Actual	Revised	Budget	
	FTE	FTE	Budget	FY 16-17	
	FY 13-14	FY 14-15	FTE	FTE	Amount
S/W Testing & Monitoring Spec			1.00	1.00	52,645
S/W Truck Equipment Operator			7.00	7.00	313,162
Solid Waste Site Attendant			2.00	2.00	65,933
O&M Supervisor 2			1.00	1.00	59,363
O & M Leadworker 2			1.00	1.00	52,416
Bridge/Special Projects Mgr				1.00	61,630
Accounting Technician			1.00	1.00	44,325
Total Regular			13.00	14.00	649,474
Temporary					40,000
Overtime					10,000
PERS		23.25%, 32.48%			195,650
Social Security		7.65%			53,510
Worker's Compensation		2.00%			13,989
Unemployment		0.60%			4,197
Medical & Dental Insurance		\$1,365/mo			229,320
Total Personnel Services					1,196,140

Douglas County, Oregon
Employee Benefit Trust Fund (600)
Summary

	Actual FY 12-13	Actual FY 13-14	Actual FY 14-15	Revised Budget FY 15-16	Proposed FY 16-17	Approved FY 16-17	Adopted FY 16-17
<u>RESOURCES</u>							
Beginning Fund Balance	7,166,569	7,770,852	7,265,318	5,300,000	4,907,000	4,907,000	4,907,000
Revenues:							
Interdepartmental Charges	9,034,247	9,564,696	8,400,621	10,225,181	10,540,104	10,540,104	10,540,104
Interest	71,541	67,239	72,706	60,000	62,000	62,000	62,000
Other Revenues	1,171,476	904,490	690,157	705,000	400,000	400,000	400,000
Total Revenues	10,277,264	10,536,425	9,163,484	10,990,181	11,002,104	11,002,104	11,002,104
TOTAL RESOURCES	17,443,833	18,307,277	16,428,802	16,290,181	15,909,104	15,909,104	15,909,104
<u>REQUIREMENTS</u>							
Personnel Services	45,940	42,270	46,707	54,124	58,474	58,474	58,474
Materials & Services	9,627,041	10,999,689	11,033,690	13,180,000	12,941,000	12,941,000	12,941,000
Total Expenditures	9,672,981	11,041,959	11,080,397	13,234,124	12,999,474	12,999,474	12,999,474
Ending Fund Balance	7,770,852	7,265,318	5,348,405	3,056,057	2,909,630	2,909,630	2,909,630
TOTAL REQUIREMENTS	17,443,833	18,307,277	16,428,802	16,290,181	15,909,104	15,909,104	15,909,104
Change in Fund Balance	604,283	(505,534)	(1,916,913)	(2,243,943)	(1,997,370)	(1,997,370)	(1,997,370)
Staffing FTE	0.50	0.50	0.50	0.50	0.50	0.50	0.50

Douglas County, Oregon
Employee Benefit Trust Fund

Fund Detail

			Actual	Actual	Revised	Proposed	Approved	Adopted
			FY 13-14	FY 14-15	Budget	FY 16-17	FY 16-17	FY 16-17
					FY 15-16			
600-0000-2890-00	Interdept Charges for Services	General	9,494,191	8,335,844	10,155,181	10,470,104	10,470,104	10,470,104
600-0000-2890-01	Interdept Charges for Services	Workers Comp Claims	45,291	46,890	40,000	40,000	40,000	40,000
600-0000-2890-02	Interdept Charges for Services	Liability Claims	25,214	17,887	30,000	30,000	30,000	30,000
600-0000-3395-00	Local Assistance	General	5,000	5,000	5,000	0	0	0
600-0000-3800-01	Interest	General Investments	67,239	72,706	60,000	62,000	62,000	62,000
600-0000-3875-70	Expense Reimbursements	Employee Cont-Health Ins	862,835	640,870	700,000	400,000	400,000	400,000
600-0000-3879-00	Miscellaneous	General	22,670	30,251	0	0	0	0
600-0000-3879-90	Miscellaneous	Subrogating Claim Recovery	11,517	12,025	0	0	0	0
600-0000-3879-92	Miscellaneous	Continuation Admin Fee	2,468	2,011	0	0	0	0
Total Revenue			10,536,425	9,163,484	10,990,181	11,002,104	11,002,104	11,002,104
600-7980-4000-00	Regular Employees	General	23,665	28,251	29,936	31,767	31,767	31,767
600-7980-4030-00	Temporary Employees	General	2,063	0	3,500	5,000	5,000	5,000
600-7980-4500-00	PERS	General	7,296	8,044	9,723	10,318	10,318	10,318
600-7980-4510-00	Social Security	General	1,968	2,161	2,558	2,813	2,813	2,813
600-7980-4520-00	Workers' Compensation	General	90	99	117	276	276	276
600-7980-4530-00	Medical and Dental Insurance	General	7,062	8,110	8,190	8,190	8,190	8,190
600-7980-4540-00	Unemployment	General	126	42	100	110	110	110
Total Personnel Services			42,270	46,707	54,124	58,474	58,474	58,474
600-7990-5000-00	Legal Services	General	92,806	62,310	350,000	550,000	550,000	550,000
600-7990-5090-00	Employee Assistance	General	16,328	13,333	20,000	0	0	0
600-7990-5099-00	Other Professional Services	General	51,770	55,852	150,000	150,000	150,000	150,000
600-7990-5590-00	Safety Program	General	3,201	7,911	14,000	15,000	15,000	15,000
600-7990-6299-00	Other Materials and Supplies	General	3,743	1,971	5,000	7,000	7,000	7,000
600-7990-6710-01	Health/Life Insurance	Health Insurance	9,348,622	8,165,555	9,845,000	8,764,000	8,764,000	8,764,000
600-7990-6710-02	Health/Life Insurance	Health Ins Admin Fees	89,392	67,243	110,000	20,000	20,000	20,000
600-7990-6710-03	Health/Life Insurance	Life Insurance Premiums	36,489	30,390	50,000	30,000	30,000	30,000
600-7990-6710-05	Health/Life Insurance	Health Ins-HRA	0	0	0	330,000	330,000	330,000
600-7990-6710-06	Health/Life Insurance	Affordable Care Act Fees	2,215	1,560	0	0	0	0
600-7990-6710-07	Health/Life Insurance	Long-Term Disability Ins	0	0	0	160,000	160,000	160,000
600-7990-6710-10	Health/Life Insurance	ERRP Funds	0	103,679	0	0	0	0

Douglas County, Oregon
Employee Benefit Trust Fund

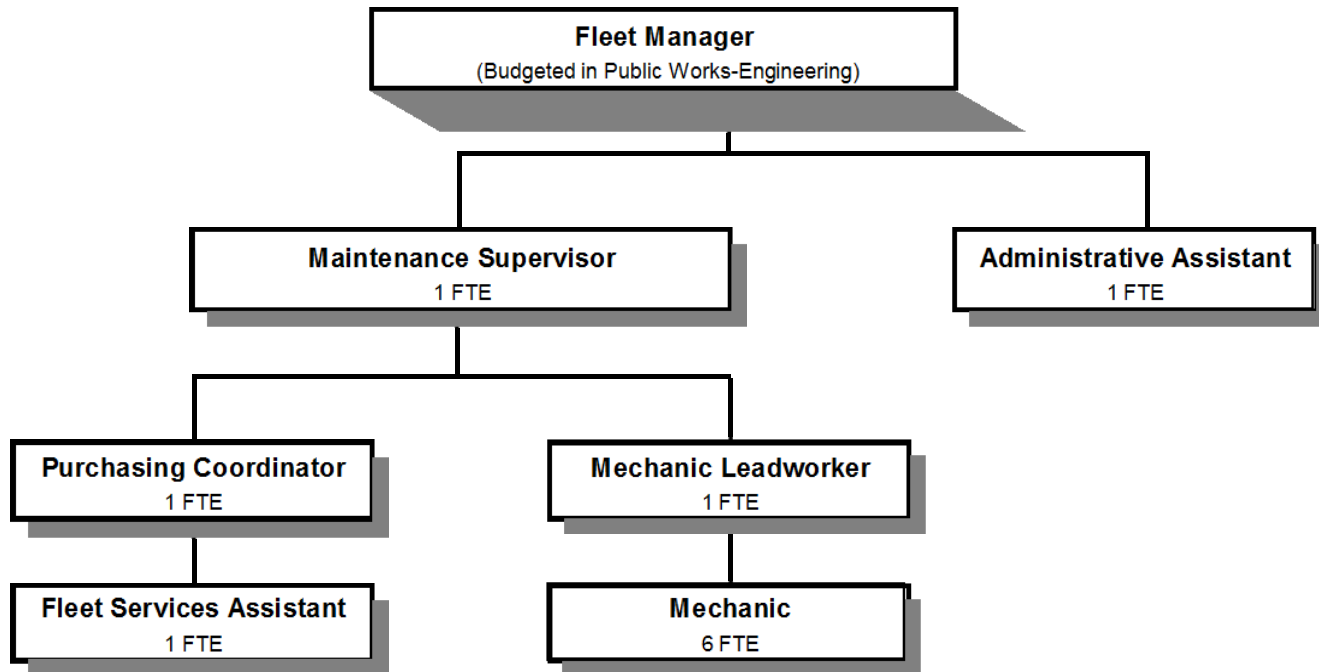
Fund Detail

			Actual	Actual	Revised	Proposed	Approved	Adopted
			FY 13-14	FY 14-15	Budget	FY 16-17	FY 16-17	FY 16-17
					FY 15-16			
600-7990-6715-01	Workers' Compensation	Workers' Compensation	536,669	253,220	700,000	700,000	700,000	700,000
600-7990-6715-02	Workers' Compensation	Workers' Comp Admin	49,096	56,770	55,000	40,000	40,000	40,000
600-7990-6715-04	Workers' Compensation	Stop Loss Premium	42,944	49,187	55,000	55,000	55,000	55,000
600-7990-6715-05	Workers' Compensation	W/C Employer Assessment	22,290	18,146	36,000	30,000	30,000	30,000
600-7990-6720-00	Fire/Liability Insurance	General	96,421	101,548	120,000	120,000	120,000	120,000
600-7990-6720-04	Fire/Liability Insurance	Excess Liability Insurance	150,513	150,655	220,000	220,000	220,000	220,000
600-7990-6730-00	Liability Claims	General	322,302	1,631,163	700,000	1,000,000	1,000,000	1,000,000
600-7990-6735-00	Unemployment Claims	General	134,888	256,500	750,000	750,000	750,000	750,000
600-7990-7900-00	Miscellaneous	Various	0	6,623	0	0	0	0
600-7990-7900-10	Miscellaneous	Payroll Variances	0	74	0	0	0	0
Total Materials & Services			10,999,689	11,033,690	13,180,000	12,941,000	12,941,000	12,941,000
Total Expenditures			11,041,959	11,080,397	13,234,124	12,999,474	12,999,474	12,999,474

Douglas County, Oregon
Employee Benefit Trust Fund

PERSONNEL SERVICES						
		Actual	Actual	Revised	Budget	
		FTE	FTE	FTE	FY 16-17	
		<u>FY 13-14</u>	<u>FY 14-15</u>	<u>FY 15-16</u>	<u>FTE</u>	<u>Amount</u>
Safety Manager		0.50	0.50	0.50	0.50	31,767
Temporary						5,000
PERS	23.25% / 32.48%					10,318
Social Security	7.65%					2,813
Worker's Compensation	0.75%					276
Unemployment	0.30%					110
Medical & Dental Insurance	\$1,365/mo					8,190
Total Personnel Services						<u>58,474</u>

FLEET MANAGEMENT FUND



Douglas County, Oregon
Fleet Management Fund (620)
Summary

	Actual FY 12-13	Actual FY 13-14	Actual FY 14-15	Revised Budget FY 15-16	Proposed FY 16-17	Approved FY 16-17	Adopted FY 16-17
<u>RESOURCES</u>							
Beginning Fund Balance	1,416,240	1,379,802	1,164,074	750,000	700,000	700,000	700,000
Revenues:							
Interdepartmental Charges	3,106,299	3,223,785	3,088,724	3,497,000	3,077,000	3,077,000	3,077,000
Other Sales and Services	172,122	206,342	176,484	188,000	188,000	188,000	188,000
Interest	9,038	6,727	7,113	7,000	10,000	10,000	10,000
Total Revenue	<u>3,287,459</u>	<u>3,436,854</u>	<u>3,272,321</u>	<u>3,692,000</u>	<u>3,275,000</u>	<u>3,275,000</u>	<u>3,275,000</u>
TOTAL RESOURCES	4,703,699	4,816,656	4,436,395	4,442,000	3,975,000	3,975,000	3,975,000
<u>REQUIREMENTS</u>							
Personnel Services	816,520	860,371	881,082	845,757	863,781	863,781	863,781
Materials & Services	2,160,530	2,283,575	2,080,024	2,591,650	2,131,700	2,131,700	2,131,700
Capital Outlay	346,847	508,636	380,396	499,000	390,000	390,000	390,000
Operating Contingency				200,000	200,000	200,000	200,000
Total Expenditures	<u>3,323,897</u>	<u>3,652,582</u>	<u>3,341,502</u>	<u>4,136,407</u>	<u>3,585,481</u>	<u>3,585,481</u>	<u>3,585,481</u>
Ending Fund Balance	<u>1,379,802</u>	<u>1,164,074</u>	<u>1,094,893</u>	<u>305,593</u>	<u>389,519</u>	<u>389,519</u>	<u>389,519</u>
TOTAL REQUIREMENTS	4,703,699	4,816,656	4,436,395	4,442,000	3,975,000	3,975,000	3,975,000
Change in Fund Balance	(36,438)	(215,728)	(69,181)	(444,407)	(310,481)	(310,481)	(310,481)
Staffing FTE	12.00	12.00	12.00	11.00	11.00	11.00	11.00
Capital Outlay:							
9 Sheriff Patrol SUVs							261,000
1 Sheriff Animal Control Pickup							25,000
3 Building Department SUVs							75,000
1 Juvenile Administration Passenger Van							29,000
							<u>390,000</u>

Douglas County, Oregon
Fleet Management Fund

Fund Detail

			Actual	Actual	Revised	Proposed	Approved	Adopted
			FY 13-14	FY 14-15	Budget	FY 16-17	FY 16-17	FY 16-17
					FY 15-16			
620-0000-2400-00	Outside Sales & Services	General	192,179	160,510	165,000	165,000	165,000	165,000
620-0000-2890-10	Interdept Charges for Services	Fleet-Veh/Equip Mgt	56,400	49,760	52,000	52,000	52,000	52,000
620-0000-2890-11	Interdept Charges for Services	Fleet-Motor Pool	12,343	12,798	15,000	15,000	15,000	15,000
620-0000-2890-12	Interdept Charges for Services	Fleet-Matls & Services	1,354,448	1,594,324	1,360,000	1,360,000	1,360,000	1,360,000
620-0000-2890-13	Interdept Charges for Services	Fleet-Fuel Sales	1,375,276	1,077,605	1,720,000	1,300,000	1,300,000	1,300,000
620-0000-2890-20	Interdept Charges for Services	Fleet-Veh/Equip Replace	425,318	354,237	350,000	350,000	350,000	350,000
620-0000-3800-01	Interest	General Investments	6,727	7,113	7,000	10,000	10,000	10,000
620-0000-3870-80	Other Sales	Sale of Inventory	11,430	12,940	20,000	20,000	20,000	20,000
620-0000-3879-00	Miscellaneous	General	2,733	3,034	3,000	3,000	3,000	3,000
Total Revenue			3,436,854	3,272,321	3,692,000	3,275,000	3,275,000	3,275,000
620-7980-4000-00	Regular Employees	General	509,153	498,480	479,480	490,781	490,781	490,781
620-7980-4030-00	Temporary Employees	General	0	16,663	10,000	10,000	10,000	10,000
620-7980-4050-00	Overtime	General	346	139	2,000	2,000	2,000	2,000
620-7980-4090-00	Compensated Absences	General	(3,488)	1,083	0	0	0	0
620-7980-4500-00	PERS	General	134,903	134,857	133,305	137,078	137,078	137,078
620-7980-4510-00	Social Security	General	38,659	39,438	37,598	38,463	38,463	38,463
620-7980-4520-00	Workers' Compensation	General	5,011	1,803	1,720	3,771	3,771	3,771
620-7980-4520-01	Workers' Compensation	Workers Comp Claims	1,996	4	0	0	0	0
620-7980-4530-00	Medical and Dental Insurance	General	171,288	187,842	180,180	180,180	180,180	180,180
620-7980-4540-00	Unemployment	General	2,503	773	1,474	1,508	1,508	1,508
Total Personnel Services			860,371	881,082	845,757	863,781	863,781	863,781
620-7990-5030-00	Physician Services	General	420	350	250	1,000	1,000	1,000
620-7990-5099-00	Other Professional Services	General	805	447	1,000	1,000	1,000	1,000
620-7990-5190-00	Equipment Technician Services	General	118,115	151,298	115,000	105,000	105,000	105,000
620-7990-5199-00	Other Technical Services	General	162	173	250	1,000	1,000	1,000
620-7990-6060-00	Tools	General	4,427	11,123	10,000	10,000	10,000	10,000
620-7990-6065-01	Fuel and Oil	Gas	779,474	574,992	850,000	650,000	650,000	650,000
620-7990-6065-02	Fuel and Oil	Diesel	603,408	538,223	800,000	550,000	550,000	550,000
620-7990-6065-50	Fuel and Oil	Lubricants and Oil	29,329	32,576	40,000	40,000	40,000	40,000
620-7990-6065-60	Fuel and Oil	EPA Required Disposal	981	744	150	1,000	1,000	1,000

Douglas County, Oregon
Fleet Management Fund

Fund Detail

			Actual	Actual	Revised	Proposed	Approved	Adopted
			FY 13-14	FY 14-15	Budget	FY 16-17	FY 16-17	FY 16-17
					FY 15-16			
620-7990-6075-00	Parts & Replacements	General	64,836	93,714	70,000	70,000	70,000	70,000
620-7990-6110-00	Safety Supplies	General	248	4,060	5,000	5,000	5,000	5,000
620-7990-6290-00	Software Purchases	General	152	0	1,500	1,500	1,500	1,500
620-7990-6290-10	Software Purchases	Software Updates/Maint	9,326	7,857	15,000	20,000	20,000	20,000
620-7990-6295-00	Equipment-Noninventory	General	1,462	1,926	4,000	4,000	4,000	4,000
620-7990-6299-00	Other Materials and Supplies	General	16,988	17,859	18,000	18,000	18,000	18,000
620-7990-6460-00	Software Rental	General	0	1,500	0	0	0	0
620-7990-6510-20	Equip/Vehicle Main & Repair	Tires	148,697	157,060	180,000	170,000	170,000	170,000
620-7990-6510-21	Equip/Vehicle Main & Repair	Vehicle Parts	435,523	414,689	410,000	410,000	410,000	410,000
620-7990-6510-33	Equip/Vehicle Main & Repair	Fuel System Repairs	2,219	2,169	2,500	2,500	2,500	2,500
620-7990-6550-00	Building and Grounds Main	General	625	533	1,000	3,500	3,500	3,500
620-7990-6550-10	Building and Grounds Main	Structural M&R	43	6,608	0	1,500	1,500	1,500
620-7990-6680-01	Communication	Telephone	3,105	3,082	5,000	3,000	3,000	3,000
620-7990-6680-03	Communication	Remote Communications	1,240	1,853	1,500	3,000	3,000	3,000
620-7990-6685-00	Utilities	General	7,947	5,177	5,000	5,000	5,000	5,000
620-7990-6685-01	Utilities	Electric	36,564	34,000	35,000	30,000	30,000	30,000
620-7990-6685-03	Utilities	Water and Sewer	5,275	5,465	5,000	5,000	5,000	5,000
620-7990-6720-01	Fire/Liability Insurance	Liability Ins Interdept Charges	800	800	800	4,000	4,000	4,000
620-7990-6800-00	Laundry and Dry Cleaning	General	5,260	6,108	6,000	6,000	6,000	6,000
620-7990-6850-00	License and Permit Fees	General	1,707	1,699	4,000	4,000	4,000	4,000
620-7990-6850-90	License and Permit Fees	Fleet Vehicle Licenses	750	610	1,000	1,000	1,000	1,000
620-7990-7350-00	Printing	General	0	330	0	0	0	0
620-7990-7400-00	Office Supplies and Expenses	General	1,969	1,193	1,500	2,500	2,500	2,500
620-7990-7410-00	Postage	General	224	377	500	500	500	500
620-7990-7500-00	Subscriptions, Periodicals, etc.	General	0	0	100	100	100	100
620-7990-7550-90	Travel	Fleet Vehicle Usage	248	0	0	0	0	0
620-7990-7560-00	Conventions, Schools, Seminars	General	182	133	1,000	1,000	1,000	1,000
620-7990-7580-00	Dues and Memberships	General	6	122	0	0	0	0
620-7990-7800-00	Legal Publication and Printing	General	936	1,174	1,500	1,500	1,500	1,500
620-7990-7850-00	Pre-employment Testing	General	122	0	100	100	100	100
Total Materials and Services			2,283,575	2,080,024	2,591,650	2,131,700	2,131,700	2,131,700

Douglas County, Oregon
Fleet Management Fund

Fund Detail

			Actual	Actual	Revised	Proposed	Approved	Adopted
			FY 13-14	FY 14-15	Budget	FY 16-17	FY 16-17	FY 16-17
					FY 15-16			
620-8000-8300-00	Vehicles and Heavy Equipment	General	508,636	380,396	499,000	390,000	390,000	390,000
Total Capital Outlay			508,636	380,396	499,000	390,000	390,000	390,000
620-9490-9490-00	Operating Contingency	General	0	0	200,000	200,000	200,000	200,000
Total Expenditures			3,652,582	3,341,502	4,136,407	3,585,481	3,585,481	3,585,481

Douglas County, Oregon
Fleet Management Fund

PERSONNEL SERVICES					
	Actual	Actual	Revised	Budget	
	FTE	FTE	Budget	FY 16-17	
	FY 13-14	FY 14-15	FY 15-16	FTE	Amount
Fleet Services Director	1.00	1.00			
Fleet Maintenance Supervisor	1.00	1.00	1.00	1.00	59,363
Mechanic Leadworker	1.00	1.00	1.00	1.00	52,416
Mechanic	5.00	5.00	6.00	6.00	268,493
Fleet Srvcs Purchasing Coordinator	1.00	1.00	1.00	1.00	46,530
Fleet Srvc Mechanic Assistant	1.00	1.00			
Fleet Services Assistant	1.00	1.00	1.00	1.00	22,834
Administrative Assistant	1.00	1.00	1.00	1.00	41,145
Total Regular	<u>12.00</u>	<u>12.00</u>	<u>11.00</u>	<u>11.00</u>	<u>490,781</u>
Temporary					10,000
Overtime					2,000
PERS		23.25%, 32.48%			137,078
Social Security		7.65%			38,463
Worker's Compensation		0.75%			3,771
Unemployment		0.30%			1,508
Medical & Dental Insurance		\$1,365/mo			<u>180,180</u>
Total Personnel Services					<u><u>863,781</u></u>

Douglas County Compensation Plan

Fiscal Year 2016-2017

Job Code	Description	Min	Max
2870	Accountability Support Srv Mgr	41,496.00	59,363.00
1290	Accountant	49,504.00	70,637.00
1210	Accounting Clerk 1	24,586.00	35,027.00
1230	Accounting Clerk 2	27,539.00	39,416.00
1250	Accounting Technician 1	31,054.00	44,325.00
1270	Accounting Technician 2	34,840.00	49,795.00
1251	Acct Tech 1 (PS)	34,174.00	48,755.00
1912	Admin Assistant (JUV)	31,054.00	44,325.00
1911	Admin Assistant (PS)	34,174.00	48,755.00
1910	Administrative Assistant	31,054.00	44,325.00
1909	Administrative Assistant (Juv)	31,054.00	44,325.00
2610	Animal Control Deputy	38,085.00	48,672.00
4535	Assessment Database Technician	34,840.00	49,795.00
4537	Assessment Database Technician	34,154.00	48,818.00
2010	Assessment Manager	46,675.00	66,706.00
4522	Assessment Technician 1	25,522.00	36,379.00
4520	Assessment Technician 1	26,042.00	37,107.00
4525	Assessment Technician 2	29,266.00	41,787.00
4527	Assessment Technician 2	28,683.00	40,976.00
9010	Assessor	65,333.00	65,333.00
3160	Assistant Building Official	58,926.00	84,157.00
1830	Assistant County Counsel	58,926.00	84,157.00
1790	Assistant District Attorney	84,406.00	120,494.00
2940	Asst Juv Dept Director	66,206.00	94,640.00
2885	Asst Juv Det/Shelter Mgr	46,675.00	66,706.00
1360	Auditor	52,437.00	74,880.00
8170	Bldg Facilities and Park Direc	70,346.00	100,402.00
6690	Bldg Facilities Project Coord	49,504.00	70,637.00
6680	Bldg Maintenance Supervisor	41,496.00	59,363.00
1980	Board Assistant	34,840.00	49,795.00
1982	Board Assistant Supervisor	36,941.00	52,749.00
5480	Body & Paint Worker	33,842.00	47,674.00
3330	Branch Librarian	31,054.00	44,325.00
5140	Bridge Carpenter	31,470.00	44,262.00

Douglas County Compensation Plan

Fiscal Year 2016-2017

Job Code	Description	Min	Max
4110	Bridge Engineer	52,437.00	74,880.00
5150	Bridge Equipment Operator	32,968.00	46,530.00
5160	Bridge Welder	33,842.00	47,674.00
5170	Bridge/Special Projects Mgr	46,675.00	66,706.00
2035	Budget & Tax Supervisor	49,504.00	70,637.00
8190	Building Facilities Director	52,437.00	74,880.00
3140	Building Inspection Supervisor	46,675.00	66,706.00
3110	Building Inspector	36,171.00	70,886.00
6640	Building Maintenance Tech 1	29,266.00	41,787.00
6650	Building Maintenance Tech 2	32,885.00	46,966.00
6660	Building Maintenance Tech 3	36,941.00	52,749.00
6670	Building Maintenance Tech 4	39,125.00	56,014.00
8080	Building Official	61,277.00	87,485.00
3105	Building Permit Technician	34,840.00	49,795.00
1975	Bus Srv Div Dir	58,926.00	84,157.00
1930	Business Systems Analyst	39,125.00	56,014.00
4390	Cartographic Supervisor	39,125.00	56,014.00
4372	Cartographic/GIS Technician 1	28,683.00	40,976.00
4370	Cartographic/GIS Technician 1	29,266.00	41,787.00
4382	Cartographic/GIS Technician 2	32,240.00	46,051.00
4380	Cartographic/GIS Technician 2	32,885.00	46,966.00
7110	CH Healthy Start Supervisor	34,840.00	49,795.00
4580	Chf Dep Assessor/Chf Appraiser	49,504.00	70,637.00
2170	Chief Deputy Medical Examiner	50,731.00	64,522.00
2050	Chief Deputy/Director of Elect	41,496.00	59,363.00
8010	Chief Financial Officer	82,722.00	118,830.00
2330	Civil Clerk	35,069.00	44,699.00
2320	Civil Deputy	43,555.00	55,598.00
7190	Com Health Division Director	58,926.00	84,157.00
9020	Commissioner	75,940.00	75,940.00
2650	Communication Supvsr-Basic	45,053.00	64,334.00
2638	Communications Call Taker-Adv	32,344.00	41,184.00
2634	Communications Call Taker-Int	32,344.00	41,184.00
2630	Communications Call Tker-Basic	32,344.00	41,184.00

Douglas County Compensation Plan

Fiscal Year 2016-2017

Job Code	Description	Min	Max
2648	Communications Officer-Adv	39,915.00	51,064.00
2640	Communications Officer-Basic	39,915.00	51,064.00
2644	Communications Officer-Inter	39,915.00	51,064.00
2658	Communications Supervisor-Adv	45,053.00	64,334.00
2654	Communications Supervisor-Int	45,053.00	64,334.00
7080	Community Health Assistant	24,586.00	35,027.00
7090	Community Health Coordinator	32,885.00	46,966.00
7120	Community Health Nurse 1	36,941.00	52,749.00
7130	Community Health Nurse 2	41,496.00	59,363.00
7140	Community Health Nurse 3	44,054.00	62,941.00
7150	Community Health Nurse 4	49,504.00	70,637.00
6685	Complex Operations Manager	46,675.00	66,706.00
2410	Cook (Part-time/On-Call)	24,586.00	35,027.00
2150	Corporal	50,731.00	64,522.00
2158	Corporal - Advanced	50,731.00	64,522.00
2154	Corporal - Intermediate	50,731.00	64,522.00
2210	Corrections Captain	125,008.00	125,008.00
2310	Corrections Clerk	35,069.00	44,699.00
2420	Corrections Cook	23,233.00	29,619.00
2528	Corrections Deputy-Advanced	45,178.00	57,782.00
2520	Corrections Deputy-Basic	45,178.00	57,782.00
2524	Corrections Deputy-Intermediat	45,178.00	57,782.00
2510	Corrections Deputy-Noncert	40,581.00	51,896.00
2425	Corrections Medical Assistant	24,586.00	35,027.00
2450	Corrections Medical Spvsr (NP)	70,803.00	101,192.00
2440	Corrections Nurse/LPN	32,594.00	41,642.00
2430	Corrections Nurse/RN	45,386.00	57,782.00
9030	County Clerk	62,421.00	62,421.00
8030	County Counsel	82,722.00	118,830.00
7560	County Health Officer	180,336.00	180,336.00
2120	Court Security	42,432.00	56,181.00
5120	Culvert Flusher	32,968.00	46,530.00
6610	Custodian	20,592.00	29,494.00
6625	Custodian Foreman	27,539.00	39,416.00

Douglas County Compensation Plan

Fiscal Year 2016-2017

Job Code	Description	Min	Max
6620	Custodian Leadworker	23,130.00	33,051.00
6630	Custodian Supervisor	31,054.00	44,325.00
7430	Day Treatment Supervisor	41,496.00	59,363.00
7505	DD Services Pgm Mgr	46,675.00	66,706.00
1010	Department Assistant 1	19,240.00	27,477.00
1020	Department Assistant 2	18,762.00	26,790.00
1030	Department Assistant 3	20,592.00	29,494.00
1040	Department Assistant 4	23,130.00	33,051.00
1031	Department Asst 3 (PS)	22,651.00	32,448.00
1041	Department Asst 4 (PS)	25,459.00	36,358.00
1720	Deputy District Attorney 1	52,728.00	75,379.00
1740	Deputy District Attorney 2	62,858.00	89,752.00
1760	Deputy District Attorney 3	74,880.00	106,974.00
1780	Deputy District Attorney 4	74,984.00	107,078.00
1355	Deputy Finance Officer	66,206.00	94,640.00
7240	Deputy Health Administrator	66,206.00	94,640.00
1310	Deputy Treasurer	34,840.00	49,795.00
2168	Detective - Advanced	50,731.00	64,522.00
2164	Detective - Intermediate	50,731.00	64,522.00
2160	Detectives	50,731.00	64,522.00
2750	Detention Shelter Counselor 1	40,310.00	57,595.00
2752	Detention Shelter Counselor 1	40,310.00	57,595.00
2762	Detention Shelter Counselor 2	42,723.00	61,027.00
2760	Detention Shelter Counselor 2	42,723.00	61,027.00
2770	Detention Shelter Counselor 3	45,968.00	65,770.00
2772	Detention Shelter Counselor 3	45,968.00	65,770.00
2780	Detention Shelter Supervisor	46,675.00	66,706.00
7510	Dev Disabilities Division Dir	55,578.00	79,394.00
7015	Dining Site Food Service Wkr	20,592.00	29,494.00
2260	DINT Intelligence Specialist	23,130.00	33,051.00
2370	DINT Investigation Spt Spec	43,056.00	61,630.00
2360	DINT Property Manager	29,266.00	41,787.00
9040	District Attorney	24,690.00	24,690.00
1670	District Attorney Office Mgr	37,253.00	53,186.00

Douglas County Compensation Plan

Fiscal Year 2016-2017

Job Code	Description	Min	Max
2875	Division Business Coordinator	41,496.00	59,363.00
1935	Division Business Coordinator	41,496.00	59,363.00
1920	Division Business Manager	46,675.00	66,706.00
3150	Electrical Inspector	36,171.00	70,886.00
2350	Emergency Services Coordinator	49,088.00	70,221.00
4120	Eng & Const Division Engineer	55,578.00	79,394.00
4065	Eng Contract Administrator	49,504.00	70,637.00
4020	Engineering Assistant	21,882.00	31,242.00
4090	Engineering Srvy & Mp Supervis	49,504.00	70,637.00
4060	Engineering Systems Specialist	39,125.00	56,014.00
4080	Engineering Tech Srvs Supervis	52,437.00	74,880.00
4030	Engineering Technician 1	29,266.00	41,787.00
4040	Engineering Technician 2	32,885.00	46,966.00
4050	Engineering Technician 3	36,941.00	52,749.00
7550	Environ Health Div Director	52,437.00	74,880.00
7530	Environ Health Specialist 1	32,885.00	46,966.00
7540	Environ Health Specialist 2	39,125.00	56,014.00
7542	Environmental Health Prog Supv	46,675.00	66,706.00
3730	Environmental Inspection Spec	39,125.00	56,014.00
5280	Environmental Operations Mgr	46,675.00	66,706.00
6455	Event Development Coordinator	36,941.00	52,749.00
1915	Executive Admin. Asst.	34,840.00	49,795.00
6420	Fair Complex Groundskeepers	24,586.00	35,027.00
6470	Fair Finance Services Mgr	39,125.00	56,014.00
6450	Fair Food and Beverage Manager	34,840.00	49,795.00
6440	Fair Maintenance Technician	29,266.00	41,787.00
6430	Fair Maintenance Worker	24,586.00	35,027.00
6445	Fair Operations Assistant	24,586.00	35,027.00
6460	Fair Operations Manager	46,675.00	66,706.00
8270	Fairgrounds Manager	68,973.00	98,426.00
1350	Finance Services Manager	55,578.00	79,394.00
1320	Financial Analyst	41,496.00	59,363.00
5590	Fleet & Engineering Manager	58,926.00	84,157.00
5570	Fleet Maintenance Coordinator	36,941.00	52,749.00

Douglas County Compensation Plan

Fiscal Year 2016-2017

Job Code	Description	Min	Max
5580	Fleet Maintenance Supervisor	41,496.00	59,363.00
5430	Fleet Services Assistant	17,971.00	25,251.00
8150	Fleet Services Director	57,762.00	82,514.00
5460	Fleet Services Technician	33,842.00	47,674.00
5410	Fleet Services Worker	17,576.00	24,690.00
5510	Fleet Svc Mechanic Assistant	28,538.00	40,123.00
5530	Fleet Srvcs Purchasing Cordntr	32,968.00	46,530.00
7010	Food Service Worker	19,240.00	27,477.00
4620	Forester	41,496.00	59,363.00
8250	Harbor Manager	68,973.00	98,426.00
7230	Health Ed Program Manager	41,496.00	59,363.00
7220	Health Educator	36,941.00	52,749.00
7210	Health Outreach Worker	24,586.00	35,027.00
1185	Health Records Senior Tech	31,054.00	44,325.00
5060	Heavy Equipment Operator	32,968.00	46,530.00
5110	Herbicide Applicator	34,216.00	48,152.00
5090	Herbicide Truck Operator	30,035.00	42,224.00
1520	Human Resources Analyst	36,941.00	52,749.00
1500	Human Resources Assistant	23,130.00	33,051.00
8020	Human Resources Director	73,154.00	104,520.00
1530	Human Resources Senior Analyst	46,675.00	66,706.00
8230	Information Systems Director	98,322.00	143,229.00
7710	Information Systems Tech	43,118.00	61,693.00
2910	Intake Division Manager	49,504.00	70,637.00
8235	IS and Building Facilities Dir	104,333.00	149,011.00
7770	IS Project Manager	76,731.00	109,554.00
7730	IS Support Services Manager	49,400.00	70,574.00
7740	IS Tech Support Analyst 1	46,571.00	66,622.00
7742	IS Tech Support Analyst 1	45,656.00	65,312.00
7750	IS Tech Support Analyst 2	52,374.00	74,901.00
7760	IS Tech Support Analyst 3	61,235.00	87,443.00
7780	IS Technical Support Manager	70,138.00	100,173.00
7720	IS Telecommunications Spec	43,971.00	62,795.00
7722	IS Telecommunications Spec 2	49,400.00	70,574.00

Douglas County Compensation Plan

Fiscal Year 2016-2017

Job Code	Description	Min	Max
1600	Justice Court Services Asst 1	23,130.00	33,051.00
1601	Justice Court Services Asst 2	26,042.00	37,107.00
9050	Justice of the Peace	41,080.00	41,080.00
2855	Juv Intensive Supervision Ofc	39,125.00	56,014.00
2930	Juv Srv Fac & Dev Mgr	55,578.00	79,394.00
2820	Juvenile Counselor 1	40,310.00	57,595.00
2822	Juvenile Counselor 1	40,310.00	57,595.00
2832	Juvenile Counselor 2	42,723.00	61,027.00
2830	Juvenile Counselor 2	42,723.00	61,027.00
2840	Juvenile Counselor 3	45,968.00	65,770.00
2842	Juvenile Counselor 3	45,968.00	65,770.00
2850	Juvenile Detention Team Superv	39,125.00	56,014.00
2890	Juvenile Detention/Shelter Mgr	52,437.00	74,880.00
8060	Juvenile Director	73,154.00	104,520.00
2792	Juvenile Services Specialist 1	30,118.00	42,931.00
2790	Juvenile Services Specialist 1	30,118.00	42,931.00
2810	Juvenile Services Specialist 2	33,842.00	48,360.00
2812	Juvenile Services Specialist 2	33,842.00	48,360.00
2860	Juvenile Services Supervisor	46,675.00	66,706.00
2818	Juvenile Services Team Leader	40,310.00	57,595.00
2816	Juvenile Services Team Leader	40,310.00	57,595.00
7520	Laboratory Program Manager	39,125.00	56,014.00
8145	Land and Park Director	68,973.00	98,426.00
8140	Land Director	52,437.00	74,880.00
4350	Land Surveyor	39,125.00	56,014.00
1800	Law Librarian	31,054.00	44,325.00
1609	Legal Assist 1 (Juv)	27,061.00	38,542.00
1612	Legal Assist 1 (JUV)	27,061.00	38,542.00
1611	Legal Assist 1 (PS)	27,061.00	38,542.00
1622	Legal Assist 2 (JUV)	30,306.00	43,389.00
1619	Legal Assist 2 (Juv)	30,306.00	43,389.00
1631	Legal Assist 3 (PS)	32,178.00	46,010.00
1610	Legal Assistant 1	24,586.00	35,027.00
1620	Legal Assistant 2	27,539.00	39,416.00

Douglas County Compensation Plan

Fiscal Year 2016-2017

Job Code	Description	Min	Max
1630	Legal Assistant 3	29,266.00	41,787.00
1621	Legal Assisst 2 (PS)	30,306.00	43,389.00
3350	Librarian 1	34,840.00	49,795.00
3360	Librarian 2	39,125.00	56,014.00
3340	Library Circulation Supervisor	36,941.00	52,749.00
7705	Library Computer Spt Tech	31,054.00	44,325.00
8090	Library Director	57,762.00	82,514.00
3310	Library Technician 1	23,130.00	33,051.00
3320	Library Technician 2	26,042.00	37,107.00
2190	Lieutenant	70,803.00	101,192.00
5050	Light Equipment Operator	30,035.00	42,224.00
5070	Maintenance Blade Operator	32,968.00	46,530.00
1940	Management Analyst 1	36,941.00	52,749.00
1950	Management Analyst 2	39,125.00	56,014.00
1960	Management Analyst 3	44,054.00	62,941.00
6010	Marine Fuel Site Attendant	18,762.00	26,790.00
5550	Mechanic	33,842.00	47,674.00
5560	Mechanic Leadworker	36,046.00	52,416.00
7310	Mental Health Assistant	24,586.00	35,027.00
7470	Mental Health Division Dir	58,926.00	84,157.00
7490	Mental Health Medical Director	152,880.00	152,880.00
7235	Mental Health Operations Mgr	55,578.00	79,394.00
7330	Mental Health Specialist 1	32,885.00	46,966.00
7350	Mental Health Specialist 2	36,941.00	52,749.00
7370	Mental Health Specialist 3	44,054.00	62,941.00
7390	Mental Health Specialist 4	46,675.00	66,706.00
7410	Mental Health Specialist 5	52,437.00	74,880.00
7460	MH Clinical Manager	55,578.00	79,394.00
3510	Museum Curator	32,885.00	46,966.00
8110	Museum Director	57,762.00	82,514.00
3540	Museum Educator	32,885.00	46,966.00
3530	Museum Operations Technician	32,885.00	46,966.00
3520	Museum Research Librarian	32,885.00	46,966.00
4160	Natural Resources Div Manager	52,437.00	74,880.00

Douglas County Compensation Plan

Fiscal Year 2016-2017

Job Code	Description	Min	Max
4140	Natural Resources Technician	29,266.00	41,787.00
7160	Nurse Practitioner	55,578.00	79,394.00
7035	Nutrition and SS Prog Spvsr	36,941.00	52,749.00
7180	Nutrition Program Manager	46,675.00	66,706.00
7170	Nutritionist	36,941.00	52,749.00
5190	O & M Leadworker 2	36,046.00	52,416.00
5240	O&M Division Manager	55,578.00	79,394.00
5180	O&M Leadworker 1	34,091.00	49,462.00
5230	O&M Manager	46,675.00	66,706.00
5210	O&M Supervisor 1	39,125.00	56,014.00
5220	O&M Supervisor 2	41,496.00	59,363.00
1110	Office Manager 1	24,586.00	35,027.00
1112	Office Manager 1	24,107.00	34,341.00
1122	Office Manager 2	26,998.00	38,646.00
1120	Office Manager 2	27,539.00	39,416.00
1130	Office Manager 3	29,266.00	41,787.00
1132	Office Manager 3	28,683.00	40,976.00
1121	Office Mgr 2 (PS)	28,517.00	40,851.00
1970	Operations Team Manager	52,437.00	74,880.00
5130	Paint Striper	32,968.00	46,530.00
1810	Paralegal	34,840.00	49,795.00
5820	Park Caretaker	19,302.00	19,698.00
5822	Park Caretaker Regular	29,266.00	41,787.00
8160	Park Director	65,125.00	92,976.00
5840	Park Groundskeeper	24,586.00	35,027.00
5880	Park Maintenance Supervisor	36,941.00	52,749.00
5870	Park Maintenance Tech 3	32,885.00	46,966.00
5850	Park Maintenance Technician 1	29,266.00	41,787.00
5860	Park Maintenance Technician 2	31,054.00	44,325.00
5890	Park Operations Supervisor	39,125.00	56,014.00
5830	Park Ranger	19,136.00	27,310.00
5875	Park/Campground Coordinator	32,885.00	46,966.00
5910	Parks Manager	44,054.00	62,941.00
2220	Patrol Captain	71,864.00	102,627.00

Douglas County Compensation Plan

Fiscal Year 2016-2017

Job Code	Description	Min	Max
2148	Patrol Deputy Sheriff-Adv	45,843.00	58,448.00
2140	Patrol Deputy Sheriff-Basic	45,843.00	58,448.00
2144	Patrol Deputy Sheriff-Intermed	45,843.00	58,448.00
2130	Patrol Deputy Sheriff-Recruit	43,555.00	55,598.00
4532	Personal Property Technician 2	28,683.00	40,976.00
4530	Personal Property Technician 2	29,266.00	41,787.00
8290	PH Administrator / Hlth Officer	127,504.00	127,504.00
3710	Planner 1	34,840.00	49,795.00
3720	Planner 2	39,125.00	56,014.00
3750	Planner 3	41,496.00	59,363.00
8120	Planning Director	73,154.00	104,520.00
3780	Planning Manager	55,578.00	79,394.00
3670	Planning Technical Manager	44,054.00	62,941.00
3610	Planning Technician 1	24,586.00	35,027.00
3630	Planning Technician 2	29,266.00	41,787.00
3650	Planning Technician 3	34,840.00	49,795.00
3130	Plans Examiner	36,171.00	70,886.00
3135	Plans Examiner Engineer	36,171.00	70,886.00
2270	Police Records Clerk	33,301.00	42,702.00
4130	Power Plant Operator/Hydrologi	46,675.00	66,706.00
1380	Printer	23,130.00	33,051.00
2920	Probation Division Manager	49,504.00	70,637.00
4542	Property Appraiser 1	28,683.00	40,976.00
4540	Property Appraiser 1	29,266.00	41,787.00
4552	Property Appraiser 2	34,154.00	48,818.00
4550	Property Appraiser 2	34,840.00	49,795.00
4560	Property Appraiser 3	39,125.00	56,014.00
4562	Property Appraiser 3	38,355.00	54,912.00
4570	Property Appraiser 4	44,054.00	62,941.00
4512	Property Appraiser Trainee	25,522.00	36,379.00
4510	Property Appraiser Trainee	26,042.00	37,107.00
2280	Property Manager	37,794.00	48,069.00
7450	Psychiatric Nurse Practioner	55,578.00	79,394.00
7480	Psychiatrist	152,880.00	152,880.00

Douglas County Compensation Plan

Fiscal Year 2016-2017

Job Code	Description	Min	Max
8130	Public Works Director	82,722.00	118,830.00
5020	Public Works Maint Worker 1	24,690.00	34,694.00
5030	Public Works Maint Worker 2A	27,248.00	38,272.00
5040	Public Works Maint Worker 2B	28,538.00	40,123.00
5010	Public Works Temp	18,762.00	26,790.00
1340	Purchasing Manager	41,496.00	59,363.00
7025	Quality Assurance Coordinator	36,941.00	52,749.00
7765	Radio Sys Communications Tech	52,374.00	74,901.00
4590	Real Property Officer	44,054.00	62,941.00
2335	Records & Civil Division Super	45,053.00	64,334.00
1050	Records and Elections Tech 1	23,130.00	33,051.00
1060	Records and Elections Tech 2	24,586.00	35,027.00
1180	Records Technician	26,042.00	37,107.00
3120	Regulation Specialist	36,171.00	70,886.00
5810	Relief/Temporary Caretaker	19,302.00	19,698.00
7785	Research and Development Mgr.	62,504.00	89,232.00
1535	Risk Manager	52,437.00	74,880.00
1540	Risk/Labor Relations Manager	58,926.00	84,157.00
6060	RV Resort Manager	46,675.00	66,706.00
5270	S/W Testing & Monitoring Spec	37,253.00	52,645.00
5260	S/W Truck Equipment Operator	32,968.00	46,530.00
1510	Safety Manager	36,941.00	52,749.00
6040	Salmon Harbor Project Manager	41,496.00	59,363.00
5845	Seasonal Park Maintenance Work	19,240.00	27,477.00
2340	Senior Civil Deputy	41,496.00	59,363.00
3370	Senior Librarian	44,054.00	62,941.00
3760	Senior Planner	46,675.00	66,706.00
7545	Senior Sanitarian	52,437.00	74,880.00
7020	Senior Services Coordinator	24,586.00	35,027.00
8100	Senior Services Director	52,437.00	74,880.00
7040	Senior Services Program Mgr	44,054.00	62,941.00
1175	Senior Tax Clerk	31,054.00	44,325.00
2180	Sergeant	63,024.00	89,939.00
2530	Shelter Attendant	18,762.00	26,790.00

Douglas County Compensation Plan

Fiscal Year 2016-2017

Job Code	Description	Min	Max
9060	Sheriff	103,334.00	103,334.00
2110	Sheriff Reserves	22,069.00	22,069.00
5250	Solid Waste Site Attendant	25,958.00	36,358.00
7030	Sr Services Case Manager	32,885.00	46,966.00
7050	Sr/Disab Srvc Div Director	58,926.00	84,157.00
7045	SS & Area Agency on Aging Mgr	46,675.00	66,706.00
1650	Support Enforcement Agent	32,178.00	46,010.00
1660	Support Enforcement Pgm Mgr	43,056.00	61,630.00
5080	Surfacing Operator	32,968.00	46,530.00
4290	Survey Aide	23,130.00	33,051.00
4360	Survey Supervisor	44,054.00	62,941.00
4340	Survey Support Supervisor	32,885.00	46,966.00
4310	Survey Technician 1	24,586.00	35,027.00
4320	Survey Technician 2	31,054.00	44,325.00
4330	Survey Technician 3	32,885.00	46,966.00
9070	Surveyor	65,333.00	65,333.00
1170	Tax Clerk	26,042.00	37,107.00
2030	Tax Collection Deputy	36,941.00	52,749.00
4070	Technical Services Manager	52,437.00	74,880.00
6410	Temp Fair Cmplx Wkr 1	19,760.00	19,760.00
6412	Temp Fair Cmplx Wkr 2	20,592.00	29,494.00
7065	Trans Systems Manager	39,125.00	56,014.00
2950	Transfer Site Attdt 1	18,762.00	26,790.00
2960	Transfer Site Attdt 2	20,592.00	29,494.00
9080	Treasurer	63,669.00	63,669.00
2865	Treatment Services Manager	46,675.00	66,706.00
3515	Umpqua River Lighthouse/Curatr	32,885.00	46,966.00
2240	Undersheriff	71,864.00	102,627.00
1140	Veterans Claims Specialist	29,266.00	41,787.00
8040	Veterans Service Officer	41,496.00	59,363.00
1640	Victim Assistance Coordinator	30,306.00	43,389.00
7062	Vol Srvs Coordinator (JUV)	31,054.00	44,325.00
7060	Volunteer Services Coordinator	31,054.00	44,325.00
7070	Volunteer Services Program Mgr	44,054.00	62,941.00

Douglas County Compensation Plan

Fiscal Year 2016-2017

Job Code	Description	Min	Max
4010	Waste Reduction Manager	39,125.00	56,014.00
2680	Weighmaster	33,384.00	42,577.00
2980	Work Crew Leadworker	34,840.00	49,795.00
2990	Work Crew Manager	39,125.00	56,014.00
2970	Work Crew Supervisor	32,885.00	46,966.00
1646	Youth Program Coordinator	36,442.00	52,042.00
1645	Youth Program Coordinator	36,442.00	52,042.00
2880	Youth Resident Services Manage	52,437.00	74,880.00