


FISCAL 2018-19  
PROPOSED BUDGET



**TABLE OF CONTENTS**

	<u>Page</u>		<u>Page</u>
<b>GENERAL INFORMATION</b>		<b>GENERAL FUND (continued)</b>	
Budget Committee	i	County Counsel	25-28
Countywide Organizational Chart	ii	District Attorney	29-33
Budget Calendar	iii	Financial Services	34-38
Budget Process	iv	Human Resources	39-42
Property Tax Information	v	Information Technology	43-46
Safety Net Receipts	vi	Justice of the Peace - Canyonville	47-50
		Justice of the Peace - Glendale	51-54
		Justice of the Peace - Reedsport	55-58
		Juvenile Services	59-64
		Museum	65-69
		Nondepartmental	70-71
		Parks	72-79
		Planning	80-84
		Surveyor	85-89
		Assessor	90-94
		Tax Collection	95-98
		Transportation Services	99-103
		Operating Contingency	104
		Nondepartmental Transfers Out	105
		Library (history)	106-108
		Justice of the Peace - Drain (history)	109-110
<b>SUMMARIES</b>			
County Comparative Summary	vii		
Resources and Requirements Summary - All Funds	viii-ix		
Charts - Resources and Requirements	x-xi		
Personnel Services Schedule	xii		
Full-time Equivalent Positions Schedule	xiii		
<b>GENERAL FUND</b>			
Summary Information	1-3		
Undesignated Revenues	4-5		
Board of Commissioners	6-9		
Building Department	10-14		
Building Facilities	15-19		
County Clerk	20-24		

**TABLE OF CONTENTS**

	<u>Page</u>		<u>Page</u>
<b><i>PUBLIC SAFETY FUND</i></b>		<b><i>OTHER FUNDS</i></b>	
Summary Information	111-113	<b><i>Special Revenue Funds</i></b>	
Sheriff Enforcement and Corrections	114-118	County Fair Board Fund	182-187
.....Enforcement Detailed Expenditures	119-122	County Forest Management Fund	188-193
.....Corrections Detailed Expenditures	123-126	County Schools Fund	194-195
Work Crew	127-131	Dog Control Fund	196-199
Douglas Interagency Narcotics Team (DINT)	132-136	Predator Damage Control District Fund	200-201
Communications 911 and Dispatch	137-141	Drug Abuse Prevention Fund	202-203
Radio System	142-146	Industrial Development Fund	204-205
<b><i>HEALTH AND SOCIAL SERVICES FUND</i></b>		Law Library Fund	206-208
Summary Information	147-148	Salmon Habitat Improvement Fund	209-210
Public Health	149-154	Title III Fund	211-212
Veteran Services	155-159	Water Resource Development Fund	213
Senior Services	160-165	.....Operations/Galesville	214-217
Administrative Services	166-167	.....Watermaster	218-220
<b><i>PUBLIC WORKS FUND</i></b>		<b><i>Capital Projects Fund</i></b>	
Summary Information	168-169	Capital Projects Fund	221-222
Revenue Detail	170	<b><i>Enterprise Funds</i></b>	
Administration	171-173	Salmon Harbor Fund	223-228
Engineering	174-177	Solid Waste Fund	229-234
Highway Operations	178-181	<b><i>Internal Service Funds</i></b>	
		Employee Benefit Trust Fund	235-238
		Fleet Management Fund	239-243

# ***DOUGLAS COUNTY, OREGON***

## ***2018-19 BUDGET***

---

---

1036 S.E. Douglas Ave., Roseburg, Oregon 97470

Telephone: (541) 672-3311

[www.co.douglas.or.us](http://www.co.douglas.or.us)

---

### ***DOUGLAS COUNTY BUDGET COMMITTEE***

#### CITIZEN MEMBERS

Jeffrey Johnson	June 30, 2018
Katharine Jones	June 30, 2019
Thomas Nelson	June 30, 2020

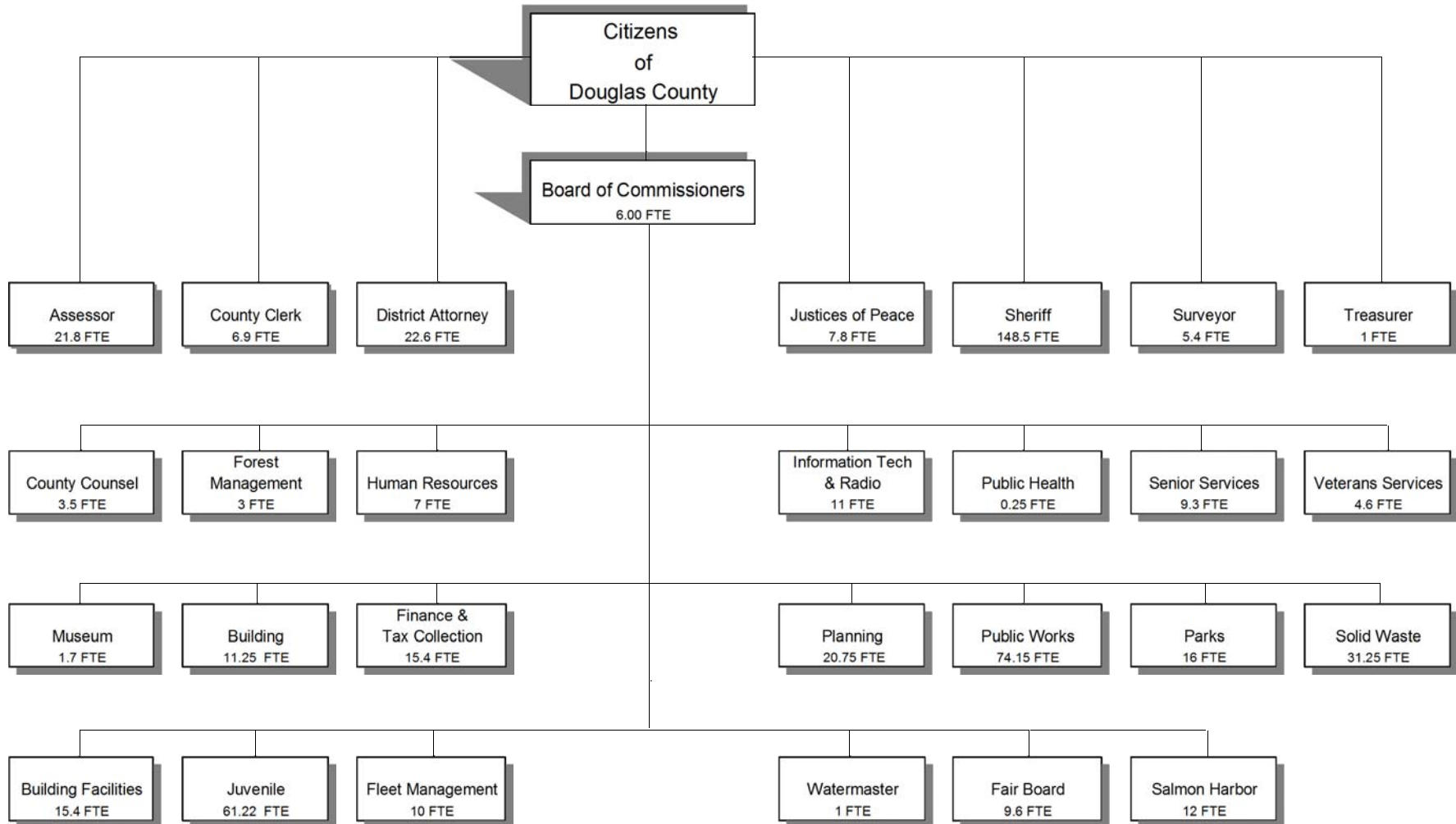
#### BOARD OF COMMISSIONERS

Telephone: (541) 440-4201

Tim Freeman	December 31, 2018
Chris Boice	December 31, 2018
Position Vacant	

---

**DOUGLAS COUNTY, OREGON  
ORGANIZATION CHART**



**Total 2018-19 FTE 538.37**

Douglas County, Oregon  
FY 2018-19 Budget

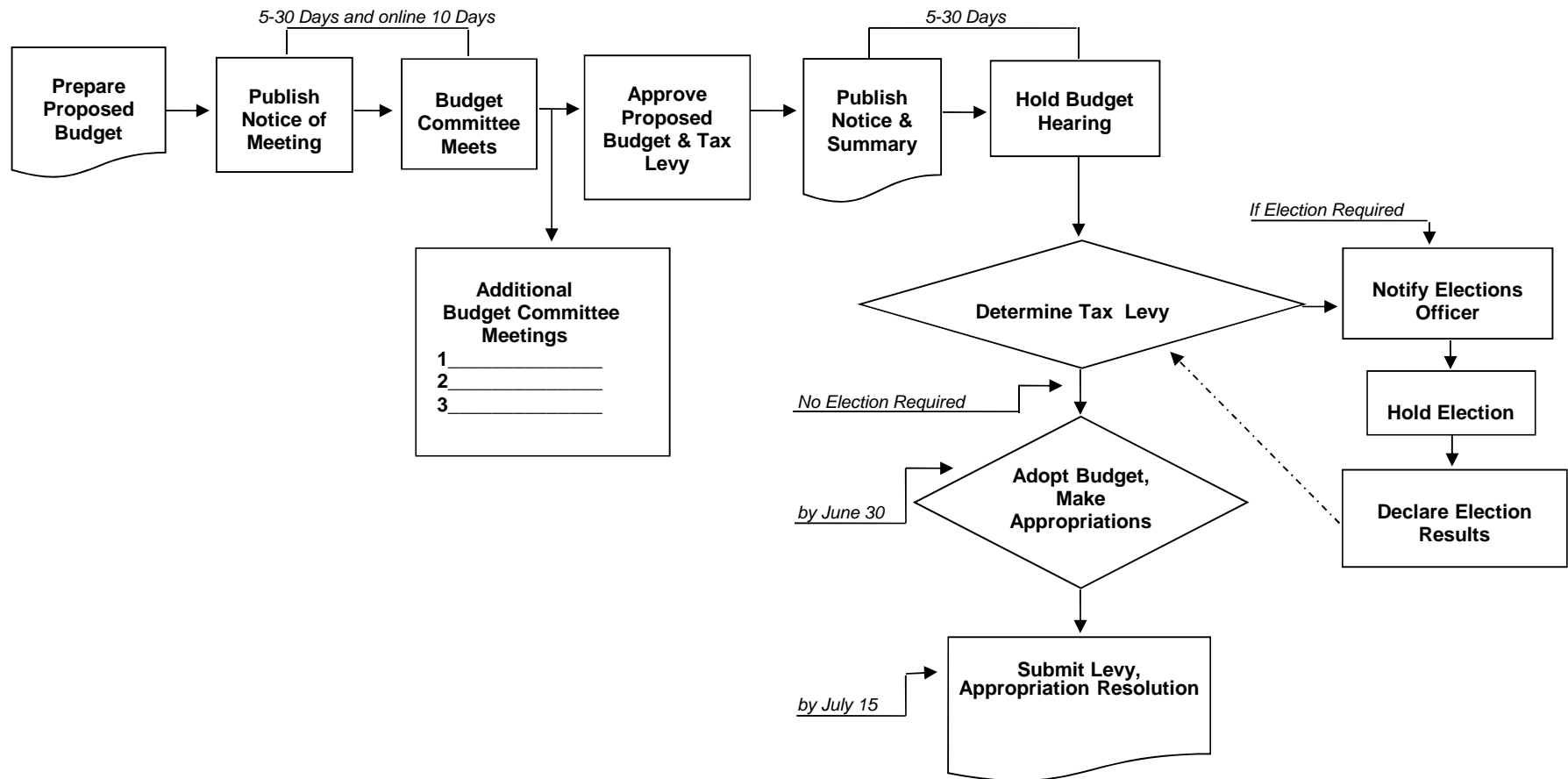
---

***BUDGET CALENDAR***

---

<u>Event</u>	<u>Date</u>
Board of Commissioners meet with Department Heads .....	<i>March 12 &amp; 13, 2018</i>
Departments' proposed budget worksheets back to Management & Finance .....	<i>April 2, 2018</i>
Publish 1st notice of Budget Committee meetings on County website .....	<i>May 17, 2018</i>
Proposed budget to Budget Committee .....	<i>May 23, 2018</i>
Budget Committee meetings .....	<i>May 31 &amp; June 1, 2018</i>
Publish notice of budget hearing and budget summary .....	<i>June 13, 2018</i>
Board of Commissioners holds public hearing .....	<i>June 20, 2018</i>
Board of Commissioners adopts budget, makes appropriations and levies taxes .....	<i>June 27, 2018</i>
Budget document to Assessor's Office .....	<i>July 15, 2018</i>

# THE ANNUAL BUDGET PROCESS



**DOUGLAS COUNTY  
PROPERTY TAX INFORMATION  
FY 2018-19 BUDGET**

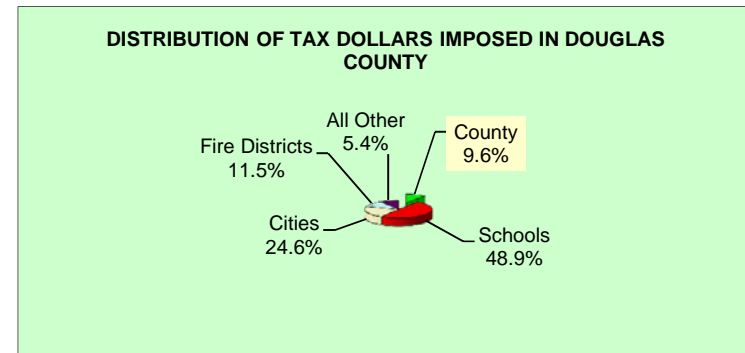
Douglas County was established on January 7, 1852. It encompasses 5,071 square miles and extends from the Pacific Ocean to the Cascade Range. The entire watershed of the Umpqua River lies within the County's boundaries.

ZONING/LAND OWNERSHIP		
	% of Total	Total Acres
Rural Residential	3.26%	105,334
Residential	1.54%	49,736
Commercial	0.16%	5,146
Industrial	0.20%	6,339
Farm Use - Exclusive	5.89%	189,982
Farm Use - Not Zoned Exclusive	5.92%	190,978
Special Resource Id	0.10%	3,183
Private Recreation Land	0.05%	1,579
American Indian	0.27%	8,784
Private Forest Lands	28.61%	923,275
Federally Owned Lands	51.84%	1,672,866
State Owned Lands	1.42%	45,808
County Owned	0.32%	10,283
City Owned	0.13%	4,276
Exempt Lands	0.30%	9,573
	100.00%	3,227,142

Assessed Property Values and Property Tax Levies			
Fiscal Year	Assessed Value	Rate Per \$1,000	Net Levy
2017-18	\$8,876,755,813	1.11	\$9,825,286
2016-17	8,615,186,223	1.11	\$9,562,723
2015-16	8,404,223,928	1.11	9,296,767
2014-15	8,157,038,308	1.11	9,413,171
2013-14	7,917,224,641	1.11	9,102,004
2012-13	7,715,156,674	1.11	8,871,490
2011-12	7,514,159,463	1.11	8,541,149
2010-11	7,322,895,446	1.11	8,332,837
2009-10	7,193,306,859	1.11	8,192,444
2008-09	7,017,954,256	1.11	8,010,480
2007-08	6,702,926,718	1.11	7,651,598
2006-07	6,350,425,108	1.11	7,214,139
2005-06	5,923,499,903	1.10	6,662,399
2004-05	5,764,637,627	1.10	6,301,675
2003-04	5,428,270,113	1.08	5,800,851

DOUGLAS COUNTY'S PERMANENT TAX RATE  
AUTHORITY BEGINNING FISCAL 1997-98 (RESULT OF  
MEASURE #50) \$1.1124

PERCENT OF TOTAL TAXES IMPOSED IN DOUGLAS  
COUNTY GOING TO DOUGLAS COUNTY 9.6%



Source: Douglas County Assessor's Department

Douglas County, Oregon  
**Timber Receipts/Safety Net Receipts**  
 2018-19 Budget

Year	TITLE I					TITLE III**			TITLE II***			TOTAL
	O & C Receipts	U. S. Forest Service Receipts				O & C Receipts	U. S. Forest Service Receipts	Total Title III	O & C Receipts	U. S. Forest Service Receipts	Total Title II	Title I, II & III
	General County	Public Works	County Schools	Total Forest Service	Total Title I							
FY 18-19	\$7,537,662	\$4,679,168	\$1,559,723	\$6,238,891	\$13,776,553	\$620,749	\$513,791	\$1,134,540	\$709,427	\$587,190	\$1,296,617	\$16,207,710
<b>HISTORY of ACTUAL</b>												
FY 17-18	3,992,639	3,986,134	1,328,711	5,314,845	9,307,484	328,806	534,160	862,966	375,778	610,468	986,246	11,156,696
FY 17-18	4,903,366	878,534	292,845	1,171,379	6,074,745			0			0	6,074,745
Total FY18 Receipts	8,896,005	4,864,668	1,621,556	6,486,224	15,382,229	328,806	534,160	862,966	375,778	610,468	986,246	17,231,441
FY 16-17	4,710,009	769,272	256,424	1,025,696	5,735,705			0			0	5,735,705
FY 15-16	8,351,981	5,184,674	1,728,225	6,912,899	15,264,880	687,810	569,298	1,257,108	786,069	650,626	1,436,695	17,958,683
FY 14-15 <sup>6</sup>	4,368,552	4,869,245	1,623,082	6,492,327	10,860,879	731,100	605,102	1,336,202	835,542	691,545	1,527,087	13,724,168
FY 14-15 <sup>5</sup>	4,509,086	641,504	213,834	855,338	5,364,424			0			0	5,364,424
Total FY15 Receipts	8,877,638	5,510,749	1,836,916	7,347,665	16,225,303	731,100	605,102	1,336,202	835,542	691,545	1,527,087	19,088,592
FY 13-14 <sup>4</sup>	9,527,620	5,913,815	1,971,271	7,885,086	17,412,706	784,627	649,360	1,433,987	896,717	742,126	1,638,843	20,485,536
FY 12-13 <sup>3</sup>	9,071,440	5,957,058	1,985,686	7,942,744	17,014,184	747,060	654,108	1,401,168	853,783	747,552	1,601,335	20,016,687
FY 11-12	9,153,203	5,702,510	1,900,837	7,603,347	16,756,550	753,793	626,158	1,379,951	861,478	715,609	1,577,087	19,713,588
FY 10-11	18,044,888	10,546,146	3,515,382	14,061,528	32,106,416	1,486,049	1,158,008	2,644,057	1,698,343	1,323,438	3,021,781	37,772,254
FY 09-10	20,022,409	11,701,888	3,900,630	15,602,518	35,624,927	1,648,904	1,284,913	2,933,817	1,884,463	1,468,472	3,352,935	41,911,679
FY 08-09 <sup>2</sup>	22,247,121	13,002,099	4,334,032	17,336,131	39,583,252	1,832,116	1,427,681	3,259,797	2,093,847	1,631,636	3,725,483	46,568,532
FY 07-08	24,668,294	14,417,126	4,805,709	19,222,835	43,891,129	1,523,630	1,424,751	2,948,381	2,829,598	1,967,514	4,797,112	51,636,622
FY 06-07	24,719,024	14,446,775	4,815,592	19,262,367	43,981,391	1,090,545	1,087,757	2,178,302	3,271,636	2,311,484	5,583,120	51,742,813
FY 05-06	24,474,281	14,303,738	4,767,913	19,071,651	43,545,932	1,079,748	1,076,987	2,156,735	3,239,243	2,288,598	5,527,841	51,230,508
FY 04-05	23,924,028	13,982,148	4,660,716	18,642,864	42,566,892	1,055,472	1,052,773	2,108,245	3,166,415	2,237,143	5,403,558	50,078,695
FY 03-04	23,617,007	13,802,713	4,600,904	18,403,617	42,020,624	1,041,927	1,039,263	2,081,190	3,125,780	2,208,434	5,334,214	49,436,028
FY 02-03	23,336,963	13,639,045	4,546,348	18,185,393	41,522,356	1,029,572	1,026,940	2,056,512	3,088,716	2,182,247	5,270,963	48,849,831
FY 01-02 <sup>1</sup>	23,151,749	13,530,798	4,510,266	18,041,064	41,192,813	1,021,401	1,018,789	2,040,190	3,064,202	2,164,926	5,229,128	48,462,131
FY 00-01	15,517,128	9,429,027	3,143,009	12,572,036	28,089,164			0			0	28,089,164
FY 99-00	16,211,925	9,841,634	3,280,544	13,122,178	29,334,103			0			0	29,334,103
FY 98-99	16,906,721	10,270,151	3,423,384	13,693,535	30,600,256			0			0	30,600,256
FY 97-98	17,601,518	10,703,471	3,567,824	14,271,295	31,872,813			0			0	31,872,813
FY 96-97	18,296,315	11,130,658	3,710,219	14,840,877	33,137,192			0			0	33,137,192
FY 95-96	18,991,112	11,558,911	3,852,970	15,411,881	34,402,993			0			0	34,402,993
FY 94-95*	19,685,908	11,966,889	3,988,963	15,955,852	35,641,760			0			0	35,641,760
FY 93-94	19,685,908	11,961,548	3,987,183	15,948,731	35,634,639			0			0	35,634,639
FY 92-93	22,708,308	12,632,835	4,210,945	16,843,780	39,552,088			0			0	39,552,088
FY 91-92	24,199,030	14,184,947	4,728,316	18,913,263	43,112,293			0			0	43,112,293
FY 90-91	25,858,768	18,242,474	6,080,825	24,323,299	50,182,067			0			0	50,182,067
FY 89-90	27,532,729	17,122,261	5,707,420	22,829,681	50,362,410			0			0	50,362,410
FY 88-89	27,271,936	12,079,638	4,026,546	16,106,184	43,378,120			0			0	43,378,120

\* The County received the first federal safety net funding in lieu of timber receipts beginning in FY95. <sup>1</sup>In FY02 the funding was renewed through FY07 and then extended another year through FY08. <sup>2</sup>October, 2008, P.L. 110-343 passed and provides funding at a reduced level for FY09 through FY12. <sup>3</sup>July 2012, P.L. 112-141 passed and provides funding at 95% of the FY12 amount for FY13. <sup>4</sup>The Helium Stewardship Act of 2013, passed October 2013, and provided a one year funding extension for FY14. <sup>5</sup>The County received timber receipts February 2015, due to the expiration of the SRS program September 30, 2014. <sup>6</sup>However, April 2015, the Medicare Access and CHIP Reauthorization Act of 2015, P.L. 114-10, passed which included a 2-year SRS extension, again at reduced (95%) funding levels. This reauthorization included Title I (less the amount already received for timber receipts), Title II and Title III funding.

\*\* Title III funds are safety net funds that come to the County to be spent only on projects that meet criteria specified in the safety net legislation.

\*\*\* Title II represents safety net funds left with the federal government to be expended on projects with objectives that will benefit federal lands.

Note: Coos Bay Wagon Road distribution under safety net legislation is not shown in this schedule.

Douglas County, Oregon  
FY 2018-19

COMBINED SUMMARY OF BUDGETED RESOURCES AND REQUIREMENTS			
	Revised Budget FY 17-18	Proposed Budget FY 18-19	Increase/ (Decrease)
BEGINNING FUND BALANCES	115,677,957	116,061,120	383,163
<b><u>Revenues:</u></b>			
Timber Receipts/Safety Net Receipts:			
Safety Net Title I / O & C Receipts	2,500,000	7,537,662	5,037,662
Safety Net Title I / Federal Forest Receipts	820,000	6,238,891	5,418,891
Safety Net Title III - O&C/Federal Forest		1,134,540	1,134,540
Safety Net Title II (remains at federal level)		1,296,617	1,296,617
	3,320,000	16,207,710	12,887,710
Grants and Other Intergovernmental	35,299,291	37,888,508	2,589,217
Property Taxes	8,650,000	9,100,000	450,000
Interest	1,184,975	1,236,023	51,048
Outside Service Charges, Rents, Fees and Other	27,369,039	29,111,162	1,742,123
Interfund Service Charges and Reimbursements	13,844,014	14,416,834	572,820
Interfund Transfers and Loans	15,191,311	11,709,877	(3,481,434)
<i>Total Revenues</i>	104,858,630	119,670,114	14,811,484
<b>TOTAL RESOURCES</b>	220,536,587	235,731,234	15,194,647
<b><u>Expenditures:</u></b>			
Personnel Services	51,227,540	53,076,964	1,849,424
Materials and Services:			
County operations	53,751,977	58,359,188	4,607,211
Safety Net Title II (remains at federal level)		1,296,617	1,296,617
Capital Outlay	18,198,168	15,925,648	(2,272,520)
Operating Contingency	2,362,263	2,610,000	247,737
Interfund Transfers and Loans	15,191,311	11,709,877	(3,481,434)
All Other	147,116	149,104	1,988
<i>Total Expenditures</i>	140,878,375	143,127,398	2,249,023
ENDING FUND BALANCES	79,658,212	92,603,836	12,945,624
<b>TOTAL REQUIREMENTS</b>	220,536,587	235,731,234	15,194,647
CHANGE IN FUND BALANCES	(36,019,745)	(23,457,284)	12,562,461
FTE	532.08	538.37	6.29

5/18/2018

Douglas County, Oregon  
**SUMMARY OF RESOURCES - ALL FUNDS**  
 FY 2018-19 Budget

Fund	Safety Net Receipts	Other Intergovernmental	Property Taxes	Interest	All Other Revenue	Interfund Activity		Subtotal	Beginning Fund Balance	Total Resources
						Interdept Charges	Transfers			
100 General Fund	7,537,662	6,134,464		350,000	12,669,761		1,838,194	28,530,081	46,000,000	74,530,081
220 Public Safety		5,686,111	9,100,000	12,000	3,032,338		6,900,460	24,730,909	828,620	25,559,529
207 Health & Soc Services		3,014,668			68,000		849,222	3,931,890		3,931,890
201 Public Works	4,679,168	14,968,785		528,000	49,000		800,000	21,024,953	42,000,000	63,024,953
205 County Fair Board		53,166		95	2,112,263		10,000	2,175,524		2,175,524
208 County Forest Mgm't				45,403	809,937		60,000	915,340	5,000,000	5,915,340
206 County Schools	1,559,723	320,000		1,000	1,000			1,881,723		1,881,723
202 Dog Control					86,000		179,010	265,010		265,010
250 Predator Damage Control					28,000		72,991	100,991		100,991
214 Drug Abuse Prevention		300,000						300,000		300,000
212 Industrial Develop		340,000		15,000	25,825			380,825	1,500,000	1,880,825
203 Law Library				400	104,488			104,888	140,000	244,888
213 Salmon Habitat Imp		150,000		125				150,125		150,125
216 Title III	2,431,157	6,547,688		75,000				9,053,845	2,387,500	11,441,345
215 Water Resource Dev		88,726		30,000	800,000			918,726	2,600,000	3,518,726
302 Capital Projects				30,000				30,000	3,500,000	3,530,000
501 Salmon Harbor		284,900		24,000	2,067,900		1,000,000	3,376,800	1,400,000	4,776,800
540 Solid Waste				50,000	6,585,500			6,635,500	4,800,000	11,435,500
600 Employee Benefit Trust				65,000	500,000	11,339,834		11,904,834	5,005,000	16,909,834
620 Fleet Management				10,000	171,150	3,077,000		3,258,150	900,000	4,158,150
	<u>16,207,710</u>	<u>37,888,508</u>	<u>9,100,000</u>	<u>1,236,023</u>	<u>29,111,162</u>	<u>14,416,834</u>	<u>11,709,877</u>	<u>119,670,114</u>	<u>116,061,120</u>	<u>235,731,234</u>

Less:

Interfund Activity

(26,126,711)

Current Year Revenues for Graph

93,543,403

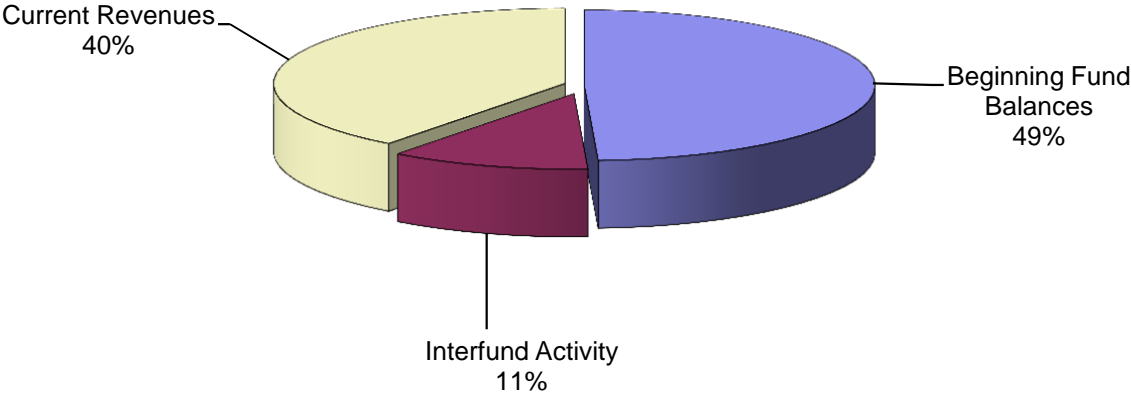
Douglas County, Oregon  
**SUMMARY OF REQUIREMENTS - ALL FUNDS**  
 FY 2018-19 Budget

Fund	Personnel Services	Materials and Services	Capital Outlay	Other*	Interfund Activity		Total Expenditures	Ending Fund Balance	Total Requirements	
					Contingency	Transfers				
100	General Fund	20,416,153	7,403,720	984,500	2,000,000	1,227,039	32,031,412	42,498,669	74,530,081	
220	Public Safety	19,518,889	5,219,088	114,180			24,852,157	707,372	25,559,529	
207	Health & Soc Services	1,024,951	2,818,245			88,694	3,931,890		3,931,890	
201	Public Works	5,577,193	8,231,787	7,621,592	300,000	7,704,644	29,435,216	33,589,737	63,024,953	
205	County Fair Board	971,651	1,196,873	7,000			2,175,524		2,175,524	
208	County Forest Mgm't	291,759	417,500	2,000,000	10,000	1,046,000	3,765,259	2,150,081	5,915,340	
206	County Schools		1,881,723				1,881,723		1,881,723	
202	Dog Control	111,285	153,725				265,010		265,010	
250	Predator Damage Control		100,991				100,991		100,991	
214	Drug Abuse Prevention		300,000				300,000		300,000	
212	Industrial Development		632,000	200,000	149,104	10,000	991,104	889,721	1,880,825	
203	Law Library	27,259	55,100				82,359	162,529	244,888	
213	Salmon Habitat Imp		150,125				150,125		150,125	
216	Title III		10,423,845			1,017,500	11,441,345		11,441,345	
215	Water Resource Dev	583,200	454,856	54,500	100,000	66,000	1,258,556	2,260,170	3,518,726	
302	Capital Projects	10,000	1,000,000	2,520,000			3,530,000		3,530,000	
501	Salmon Harbor	972,880	1,418,627	1,866,000		130,000	4,387,507	389,293	4,776,800	
540	Solid Waste	2,637,876	2,323,950	127,000		420,000	5,508,826	5,926,674	11,435,500	
600	Employee Benefit Trust	68,986	13,445,000				13,513,986	3,395,848	16,909,834	
620	Fleet Management	864,882	2,028,650	430,876	200,000		3,524,408	633,742	4,158,150	
		<u>53,076,964</u>	<u>59,655,805</u>	<u>15,925,648</u>	<u>149,104</u>	<u>2,610,000</u>	<u>11,709,877</u>	<u>143,127,398</u>	<u>92,603,836</u>	<u>235,731,234</u>
Less:										
	Interfund Activity						(26,126,711)			
	Current Expenditures for Graph						<u>117,000,687</u>			

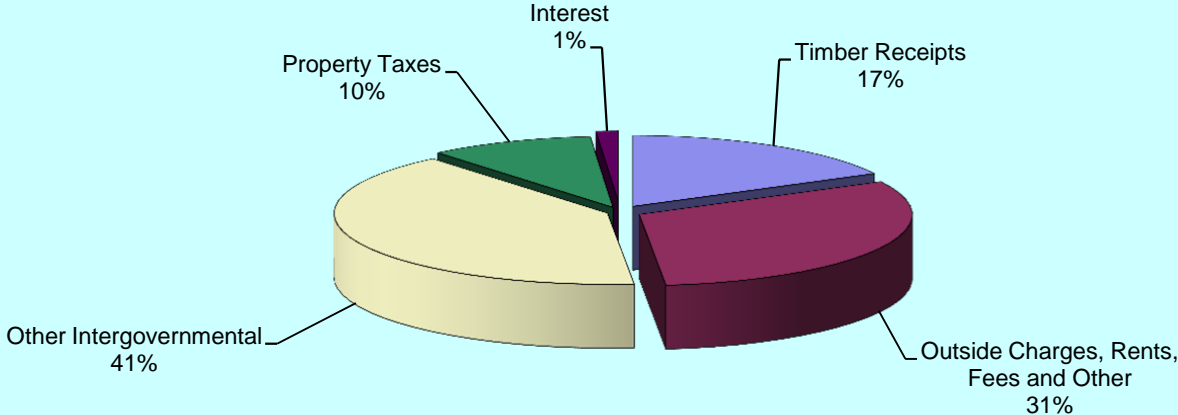
\* Other Requirements are Debt Service and Additions to Notes Receivable.

BUDGETED RESOURCES - ALL FUNDS  
FY 2018-19

**TOTAL BUDGETED RESOURCES \$ 235,731,234**

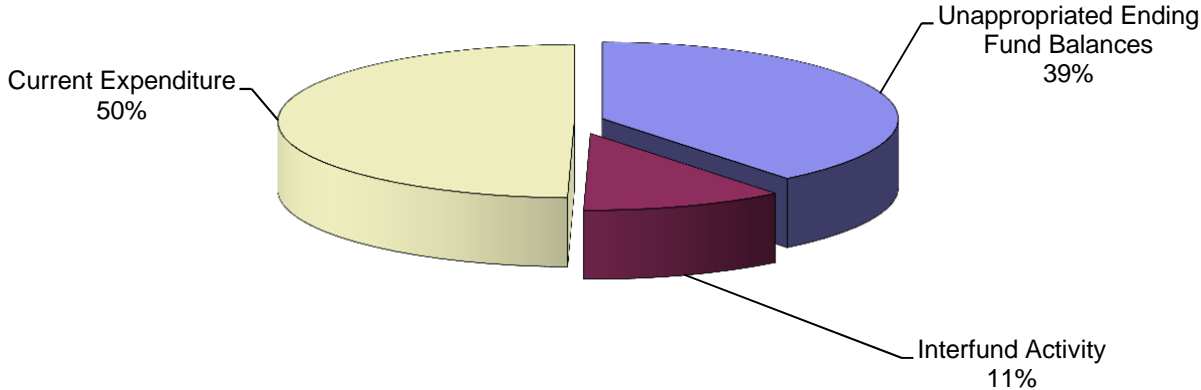


**CURRENT REVENUES - \$93,543,403**

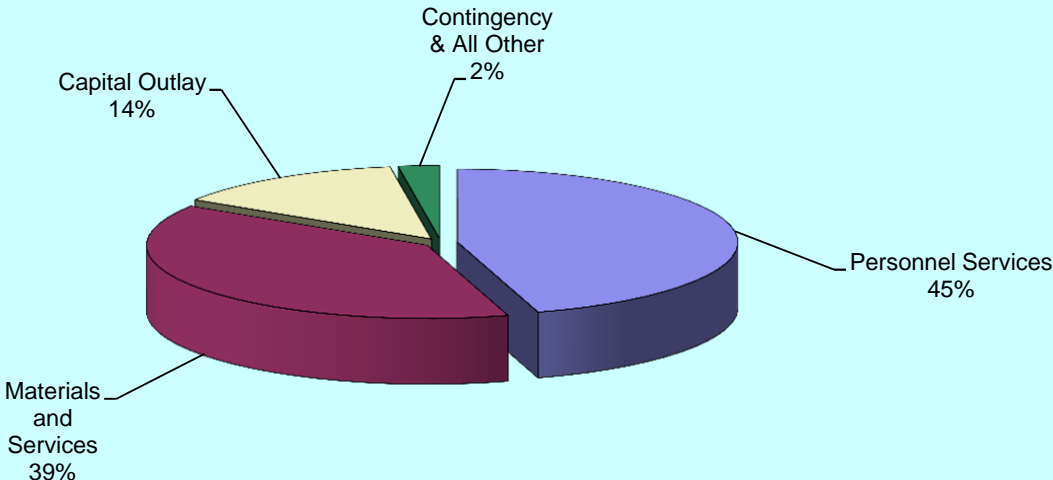


BUDGETED REQUIREMENTS - ALL FUNDS  
FY 2018-19

**TOTAL BUDGETED REQUIREMENTS \$235,731,234**



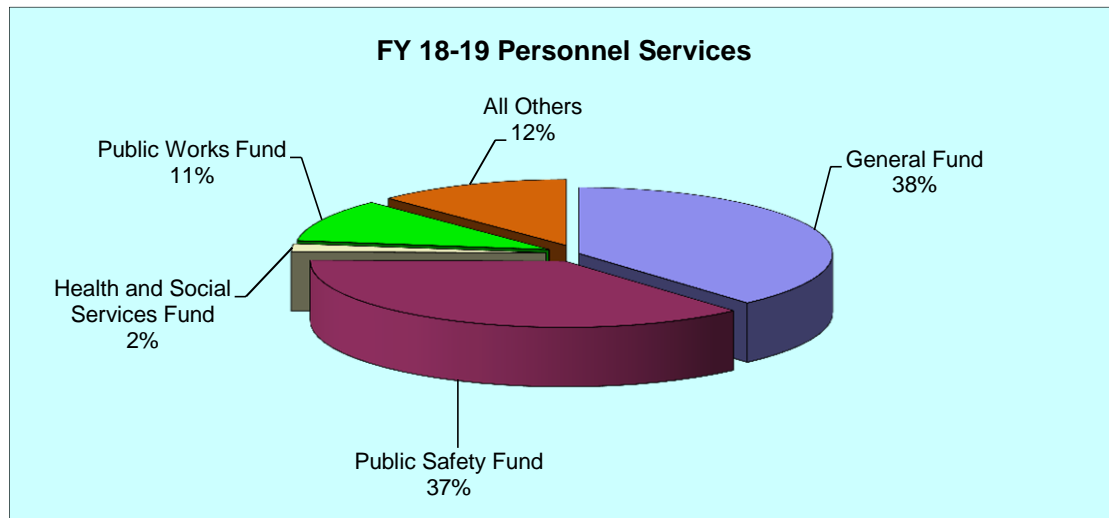
**CURRENT EXPENDITURES - \$117,000,687**



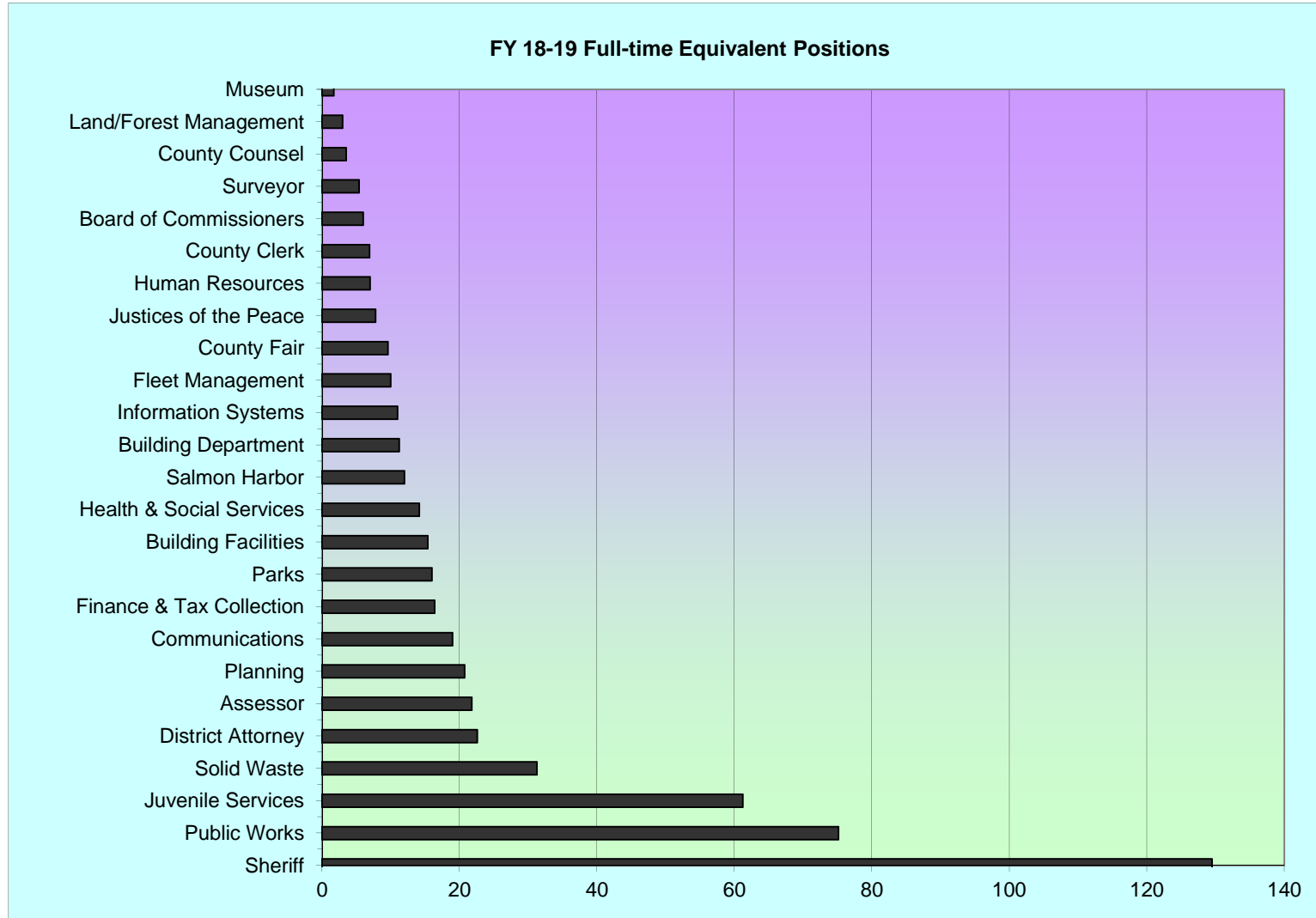
Douglas County, Oregon  
PERSONNEL SERVICES  
FY 2018-19

Fund Name	Revised Budget	Proposed Budget	Change	
	FY 17-18	FY 18-19	Amount	Percent
General Fund	\$19,422,995	\$20,416,153	\$993,158	5.11%
Public Safety Fund	18,745,673	19,518,889	773,216	4.12%
Health and Social Services Fund	1,006,052	1,024,951	18,899	1.88%
Public Works Fund	5,711,140	5,577,193	(133,947)	-2.35%
County Fair Board Fund	1,006,848	971,651	(35,197)	-3.50%
County Forest Management Fund	280,659	291,759	11,100	3.95%
Dog Control Fund	110,229	111,285	1,056	0.96%
Law Library Fund	27,130	27,259	129	0.48%
Water Resource Development Fund	550,050	583,200	33,150	6.03%
Capital Projects Fund	10,000	10,000	0	0.00%
Salmon Harbor Fund	925,351	972,880	47,529	5.14%
Solid Waste Fund	2,379,501	2,637,876	258,375	100.00%
Employee Benefit Trust Fund	104,323	68,986	(35,337)	-33.87%
Fleet Management Fund	947,589	864,882	(82,707)	-8.73%
<b>TOTAL - ALL FUNDS</b>	<b>\$51,227,540</b>	<b>\$53,076,964</b>	<b>\$1,849,424</b>	<b>3.61%</b>

Full-time Equivalent Positions			
Revised Budget	Proposed Budget	Change	
		FY 17-18	FY 18-19
227.90	233.17	5.27	2.31%
155.35	157.45	2.10	1.35%
14.15	14.15	0.00	0.00%
61.00	59.75	(1.25)	-2.05%
9.80	9.60	(0.20)	-2.04%
3.00	3.00	0.00	0.00%
1.00	1.00	0.00	0.00%
0.38	0.50	0.12	31.58%
6.00	6.00	0.00	0.00%
12.00	12.00	0.00	0.00%
30.00	31.25	1.25	100.00%
0.50	0.50	0.00	0.00%
11.00	10.00	(1.00)	-9.09%
<b>532.08</b>	<b>538.37</b>	<b>6.29</b>	<b>1.18%</b>



Douglas County, Oregon  
 FULL-TIME EQUIVALENT POSITIONS  
 FY 2018-19 Budget

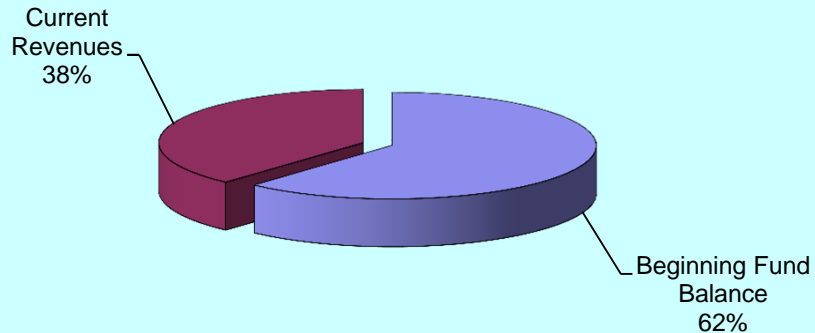


	Actual						Budget	
	11-12	12-13	13-14	14-15	15-16	16-17	17-18	18-19
<b>Budgeted Full-time Equivalent Positions</b>	<b>727.60</b>	<b>701.60</b>	<b>715.20</b>	<b>599.18</b>	<b>565.86</b>	<b>537.78</b>	<b>532.08</b>	<b>538.37</b>

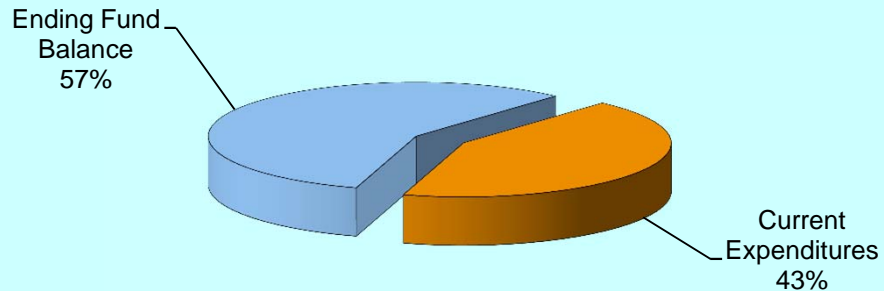
### General Fund - Budgeted Resources and Requirements

FY 2018-19 Budget

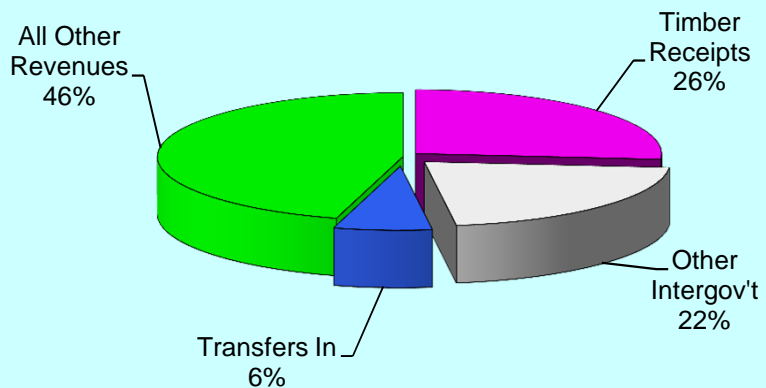
**BUDGETED RESOURCES \$74,530,081**



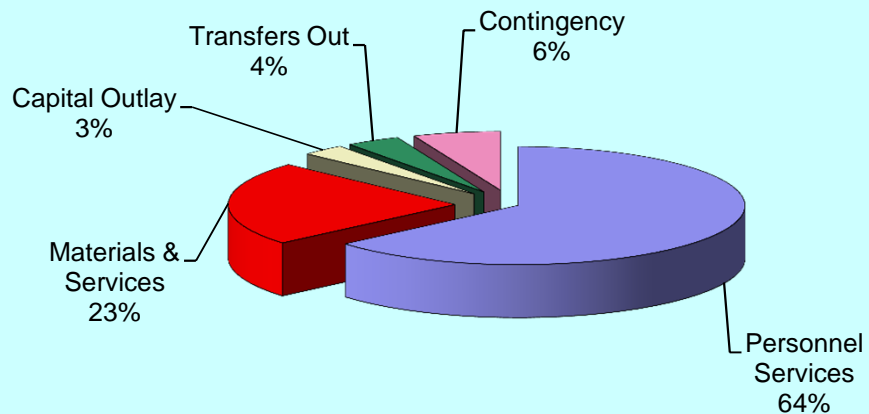
**BUDGETED REQUIREMENTS \$74,530,081**



**CURRENT REVENUES \$28,530,081**



**CURRENT EXPENDITURES \$32,031,412**



	Actual FY 14-15	Actual FY 15-16	Actual FY 16-17	Revised Budget FY 17-18	Proposed FY 18-19	Change	
						Amount	%
<b><u>RESOURCES</u></b>							
<b>Beginning Fund Balance</b>	<b>61,591,882</b>	<b>54,584,416</b>	<b>55,995,912</b>	<b>43,000,000</b>	<b>46,000,000</b>	3,000,000	7%
Charges, Fees, Fines, Rents, Other	7,036,702	10,111,748	9,589,006	11,144,323	12,569,761	1,425,438	13%
Intergovernmental Revenues:							
Timber Receipts	4,509,087		4,710,009	2,500,000		(2,500,000)	
Safety Net Title I - O & C	4,368,552	8,351,981			7,537,662	7,537,662	
All Other Intergovernmental	5,099,223	6,024,354	6,303,482	7,124,655	6,134,464	(990,191)	-14%
Interest	401,330	484,821	617,455	350,000	350,000		
Notes Receivable Collections			83,333	100,000	100,000		
Transfers In	1,380,996	1,418,082	1,232,617	1,503,694	1,838,194	334,500	22%
Total Revenues	<u>22,795,890</u>	<u>26,390,986</u>	<u>22,535,902</u>	<u>22,722,672</u>	<u>28,530,081</u>	<u>5,807,409</u>	<u>26%</u>
<b>TOTAL RESOURCES</b>	<b>84,387,772</b>	<b>80,975,402</b>	<b>78,531,814</b>	<b>65,722,672</b>	<b>74,530,081</b>		
<b><u>REQUIREMENTS</u></b>							
Personnel Services	17,493,135	17,065,192	18,069,086	19,422,995	20,416,153	993,158	5%
Materials and Services	6,465,880	5,441,652	6,918,583	6,343,011	7,403,720	1,060,709	17%
Capital Outlay	1,268,191	559,332	1,183,166	3,274,381	984,500	(2,289,881)	-70%
Operating Contingency				1,752,263	2,000,000	247,737	14%
Transfers Out	4,576,150	1,913,314	1,094,237	1,150,276	1,227,039	76,763	7%
Total Expenditures	<u>29,803,356</u>	<u>24,979,490</u>	<u>27,265,072</u>	<u>31,942,926</u>	<u>32,031,412</u>	<u>88,486</u>	
<b>Ending Fund Balance</b>	<b>54,584,416</b>	<b>55,995,912</b>	<b>51,266,742</b>	<b>33,779,746</b>	<b>42,498,669</b>	8,718,923	26%
<b>TOTAL REQUIREMENTS</b>	<b>84,387,772</b>	<b>80,975,402</b>	<b>78,531,814</b>	<b>65,722,672</b>	<b>74,530,081</b>		
<b>Change in Fund Balance</b>	<b>(7,007,466)</b>	<b>1,411,496</b>	<b>(4,729,170)</b>	<b>(9,220,254)</b>	<b>(3,501,331)</b>		
<b>Staffing FTE</b>	<b>255.24</b>	<b>244.09</b>	<b>244.49</b>	<b>227.90</b>	<b>233.17</b>	<b>5.27</b>	

Douglas County, Oregon  
 General Fund  
 FY 2018-19 Budget

OVERVIEW BY DEPARTMENT

	Revenues			Expenditures					Revenue Over (Under) Expenditures	
	Revenues	Transfers In	Total	FTE	Personnel Services	Materials & Services	Capital Outlay	Transfers Out		Total
Board of Commissioners	55,000	30,000	85,000	6.00	632,845	65,568			698,413	(613,413)
Building Department	1,389,717		1,389,717	11.25	1,161,287	193,930	34,500		1,389,717	-
County Clerk	895,575		895,575	6.90	571,526	261,500	3,000		836,026	59,549
County Counsel			0	3.00	388,968	19,710			408,678	(408,678)
District Attorney	601,672		601,672	22.60	2,045,204	249,033			2,294,237	(1,692,565)
Building Facilities	1,710		1,710	15.40	1,128,871	799,600			1,928,471	(1,926,761)
Financial Services	10,000		10,000	13.30	1,344,214	160,700			1,504,914	(1,494,914)
Human Resources			0	6.50	729,308	27,860			757,168	(757,168)
Information Systems	311,484		311,484	8.80	1,059,260	44,157			1,103,417	(791,933)
J/P: Canyonville	600,000		600,000	4.60	286,315	87,250			373,565	226,435
J/P: Glendale	12,000		12,000	0.90	59,309	11,315			70,624	(58,624)
J/P: Reedsport	185,320		185,320	2.30	150,241	30,270			180,511	4,809
Juvenile Services	4,847,540		4,847,540	61.22	5,011,650	670,033	500,000		6,181,683	(1,334,143)
Museum	239,000		239,000	1.70	170,114	204,224			374,338	(135,338)
Nondepartmental	850,000		850,000			1,730,000			1,730,000	(880,000)
Parks	3,632,851		3,632,851	16.00	1,329,670	1,037,611	447,000		2,814,281	818,570
Planning	1,437,928	87,500	1,525,428	20.75	1,897,534	181,100			2,078,634	(553,206)
Surveyor	262,000		262,000	5.40	464,853	47,024			511,877	(249,877)
Assessor	391,500		391,500	21.80	1,600,656	194,924			1,795,580	(1,404,080)
Tax Collection	12,700		12,700	3.10	244,040	179,050			423,090	(410,390)
Transportation Services	1,126,228		1,126,228	1.65	140,288	1,208,861			1,349,149	(222,921)
<b>Total Departments</b>	<b>16,862,225</b>	<b>117,500</b>	<b>16,979,725</b>	<b>233.17</b>	<b>20,416,153</b>	<b>7,403,720</b>	<b>984,500</b>		<b>28,804,373</b>	<b>(11,824,648)</b>
Nondepartmental Revenues	9,829,662		9,829,662							9,829,662
Transfers:										
Public Works		970,000	970,000							970,000
County Forest Mgm't		46,000	46,000							46,000
Water Development		66,000	66,000							66,000
Dog Control Fund								179,010	179,010	(179,010)
Predator Animal Control								72,991	72,991	(72,991)
Health & Soc Services		88,694	88,694					849,222	849,222	(760,528)
Public Safety								125,816	125,816	(125,816)
Salmon Harbor		130,000	130,000							130,000
Solid Waste		420,000	420,000							420,000
Operating Contingency							2,000,000		2,000,000	(2,000,000)
<b>Total Fund</b>	<b>26,691,887</b>	<b>1,838,194</b>	<b>28,530,081</b>	<b>233.17</b>	<b>20,416,153</b>	<b>7,403,720</b>	<b>2,984,500</b>	<b>1,227,039</b>	<b>32,031,412</b>	<b>(3,501,331)</b>

Douglas County, Oregon  
 General Fund  
 Undesignated Revenues (0000)


	Actual	Actual	Actual	Revised Budget	Proposed	Change	
	FY 14-15	FY 15-16	FY 16-17	FY 17-18	FY 18-19	Amount	%
<b><u>REVENUES</u></b>							
Services, Fees, Fines, Rents and Other	320,758	755,689	538,718	227,000	327,000	100,000	44%
Intergovernmental Revenues:							
Safety Net Title I - O & C	4,368,552				7,537,662	7,537,662	
Timber Receipts	4,509,087	8,351,981	4,737,922	2,500,000		(2,500,000)	-100%
All Other	1,554,061	1,508,664	2,156,349	2,010,000	2,365,000	355,000	18%
Interest	401,330	484,821	617,455	350,000	350,000		
Note Receivable Collections			83,333	100,000	100,000		
Transfers In	1,014,101	1,318,602	1,131,854	1,388,694	1,720,694	332,000	24%
<b>Total Undesignated Revenues</b>	<b>12,167,889</b>	<b>12,419,757</b>	<b>9,265,631</b>	<b>6,575,694</b>	<b>12,400,356</b>	<b>5,824,662</b>	<b>89%</b>

Douglas County, Oregon  
 General Fund  
 Undesignated Revenues

Detail

			Actual FY 15-16	Actual FY 16-17	Revised Budget FY 17-18	Proposed FY 18-19	Approved FY 18-19	Adopted FY 18-19
100-0000-2050-00	Clerk Fees & Services	General	9,496	9,956	10,000	10,000		
100-0000-3000-02	Court Fines	Justice Court	3,202	3,490	0	0		
100-0000-3030-00	Restitution	General	0	22,115	0	0		
100-0000-3100-01	Fed-O & C Receipts	SRS 2008	8,351,981	0	0	7,537,662		
100-0000-3100-30	Fed-O & C Receipts	Timber Receipts	0	4,710,009	2,500,000	0		
100-0000-3105-01	Fed-Coos Bay Wagon Road	SRS 2008	32,010	0	0	0		
100-0000-3105-30	Fed-Coos Bay Wagon Road	Timber Receipts	0	27,913	0	0		
100-0000-3190-00	Fed-Other Assistance	General	0	11	0	0		
100-0000-3290-68	State/Fed-Other Assistance	OR ECDD-Gardiner Sanitary	60,934	743,287	600,000	850,000		
100-0000-3290-69	State/Fed-Other Assistance	Business Oregon	0	0	0	225,000		
100-0000-3450-04	Shared Revenues	Sale of State Forest Prod	118,228	82,554	50,000	50,000		
100-0000-3450-07	Shared Revenues	Electric Co-op Tax	222,769	217,801	230,000	230,000		
100-0000-3450-08	Shared Revenues	Cigarette Tax	100,177	96,785	100,000	100,000		
100-0000-3450-09	Shared Revenues	Alcoholic Beverage Tax	272,770	291,882	220,000	250,000		
100-0000-3450-10	Shared Revenues	Amusement Devices	25,427	24,884	20,000	20,000		
100-0000-3450-13	Shared Revenues	Marijuana Tax	0	0	150,000	0		
100-0000-3450-55	Shared Revenues	Mediation Fees	70,911	87,257	90,000	90,000		
100-0000-3620-00	In Lieu of Taxes	General	605,438	611,888	550,000	550,000		
100-0000-3800-90	Interest	General Investments Allocated	484,821	617,455	350,000	350,000		
100-0000-3820-03	Rents, Leases and Royalties	Land & Buildings	144,904	446,597	140,000	256,000		
100-0000-3830-00	Community Service Fee	General	25,000	0	25,000	0		
100-0000-3870-80	Other Sales	Sale of Inventory	495,859	0	0	0		
100-0000-3870-92	Other Sales	Land Sales	21,998	12,366	0	0		
100-0000-3875-00	Expense Reimbursements	General	20	0	0	0		
100-0000-3875-01	Expense Reimbursements	Property Tax Advertising	53,108	40,282	50,000	50,000		
100-0000-3875-22	Expense Reimbursements	Jury/Witness	605	451	1,000	10,000		
100-0000-3879-00	Miscellaneous	General	619	2,554	1,000	1,000		
100-0000-3879-30	Miscellaneous	Public Records Requests	789	271	0	0		
100-0000-3879-90	Miscellaneous	Subrogating Claim Rec	0	570	0	0		
100-0000-3879-99	Miscellaneous	Discounts Taken	89	66	0	0		
100-0000-3900-11	Transfers In	Public Works	780,000	715,000	817,000	970,000		
100-0000-3900-17	Transfers In	Health and Social Services	326,602	161,854	162,694	88,694		
100-0000-3900-18	Transfers In	County Forest Management	31,000	40,000	55,000	46,000		
100-0000-3900-25	Transfers In	Water Development	46,000	55,000	66,000	66,000		
100-0000-3900-51	Transfers In	Salmon Harbor	0	0	117,000	130,000		
100-0000-3900-54	Transfers In	Solid Waste	135,000	160,000	171,000	420,000		
100-0000-3960-06	Notes/Contract Rec'ble Collections	Adapt - Madrone Property	0	83,333	100,000	100,000		
<b>Total Revenue</b>			<b>12,419,757</b>	<b>9,265,631</b>	<b>6,575,694</b>	<b>12,400,356</b>	<b>0</b>	<b>0</b>

# **BOARD OF COMMISSIONERS**



Douglas County, Oregon  
 General Fund  
 Board of Commissioners (0005)

	Actual	Actual	Actual	Revised Budget	Proposed	Change	
	FY 14-15	FY 15-16	FY 16-17	FY 17-18	FY 18-19	Amount	%
<b><u>RESOURCES</u></b>							
Intergovernmental Revenues		76,772	39,327	69,800	55,000	(14,800)	-21%
Other Revenues			2,000				
Transfers In - Title III	6,271	9,580	17,763	30,000	30,000		
Total	6,271	86,352	59,090	99,800	85,000	(14,800)	-15%
<b><u>REQUIREMENTS</u></b>							
Personnel Services	478,607	523,859	570,675	627,516	632,845	5,329	1%
Materials & Services	26,414	33,551	47,244	69,235	65,568	(3,667)	-5%
Total	505,021	557,410	617,919	696,751	698,413	1,662	
<b>General Resource Contribution Required</b>	<b>498,750</b>	<b>471,058</b>	<b>558,829</b>	<b>596,951</b>	<b>613,413</b>	<b>16,462</b>	<b>3%</b>
<b>Staffing FTE</b>	<b>5.00</b>	<b>5.00</b>	<b>6.00</b>	<b>6.00</b>	<b>6.00</b>		

Douglas County, Oregon  
 General Fund  
 Board of Commissioners

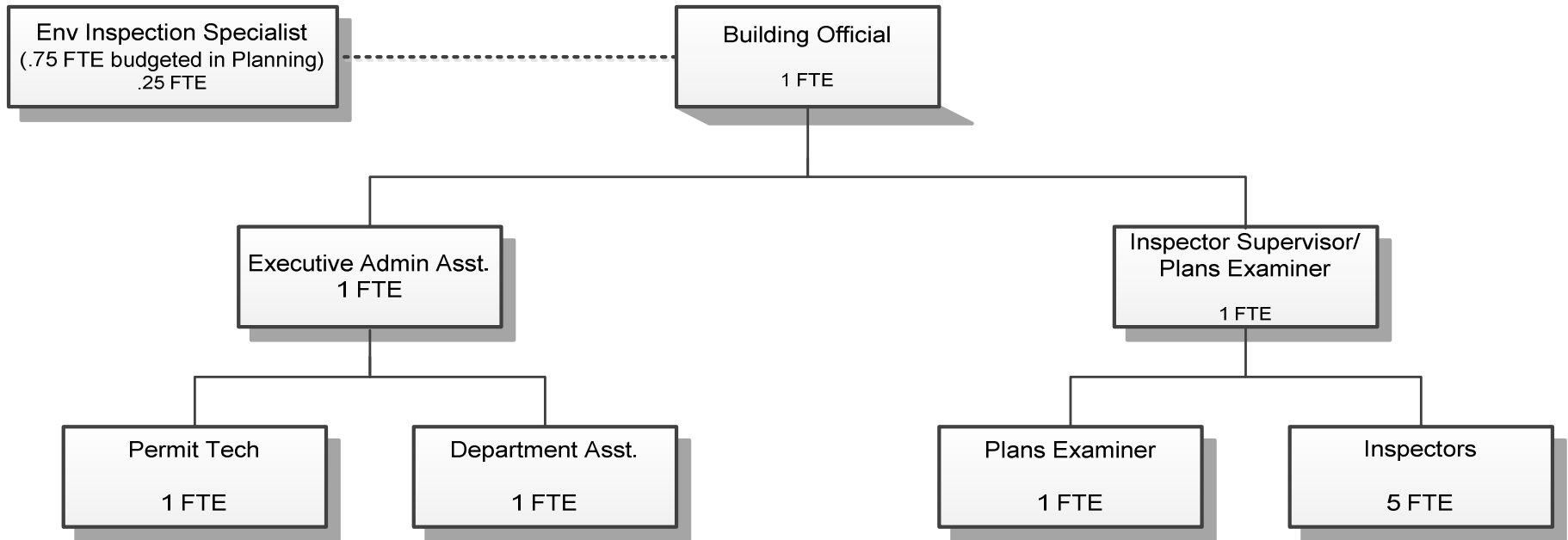
Department Detail

			Actual	Actual	Revised	Proposed	Approved	Adopted
			FY 15-16	FY 16-17	Budget	FY 18-19	FY 18-19	FY 18-19
					FY 17-18			
100-0005-3290-00	State/Fed-Other Assistance	General	76,772	0	0	0		
100-0005-3290-73	State/Fed-Other Assistance	OR DOJ-AEAP Grant	0	39,327	69,800	55,000		
100-0005-3879-90	Miscellaneous	Subrogating Claim Rec	0	2,000	0	0		
100-0005-3900-26	Transfers In	Title III	9,580	17,763	30,000	30,000		
<b>Total Revenue</b>			<b>86,352</b>	<b>59,090</b>	<b>99,800</b>	<b>85,000</b>	<b>0</b>	<b>0</b>
100-0005-4000-00	Regular Employees	General	326,364	363,438	380,253	388,350		
100-0005-4050-00	Overtime		0	180	0	0		
100-0005-4500-00	PERS	General	91,123	88,226	112,620	109,133		
100-0005-4510-00	Social Security	General	24,377	27,443	29,089	29,708		
100-0005-4520-00	Workers' Compensation	General	1,142	2,720	2,852	2,913		
100-0005-4520-01	Workers' Compensation	Workers Comp Claims	417	1,583	0	0		
100-0005-4530-00	Medical and Dental Insurance	General	79,463	85,995	100,800	100,800		
100-0005-4540-00	Unemployment	General	973	1,090	1,902	1,941		
<b>Total Personnel Services</b>			<b>523,859</b>	<b>570,675</b>	<b>627,516</b>	<b>632,845</b>	<b>0</b>	<b>0</b>
100-0005-5099-00	Other Professional Services	General	500	0	0	0		
100-0005-6290-00	Software Purchases	General	0	47	60	400		
100-0005-6295-00	Equipment-Noninventory	General	876	1,261	1,500	2,100		
100-0005-6299-00	Other Materials and Supplies	General	2,432	522	500	500		
100-0005-6500-00	Interdept Vehicle Expense	General	7,280	2,927	0	0		
100-0005-6510-00	Equip/Vehicle Main & Repair	General	325	259	0	0		
100-0005-6680-01	Communication	Telephone	3,203	3,123	4,000	3,500		
100-0005-6720-01	Fire/Liability Insurance	Liability Ins Charges	500	500	500	500		
100-0005-7400-00	Office Supplies and Expenses	General	3,498	2,833	2,800	4,208		
100-0005-7410-00	Postage	General	361	170	400	310		
100-0005-7420-00	Duplicating Services	General	0	0	450	450		
100-0005-7420-01	Duplicating Services	Photos, Photostats, Copying	173	378	0	0		
100-0005-7500-00	Subscriptions, Books	General	886	1,096	1,400	1,400		
100-0005-7550-00	Travel	General	12,733	21,577	35,500	35,100		
100-0005-7550-80	Travel	Mileage Reimbursement	0	9,721	20,000	15,000		
100-0005-7560-00	Conventions, Schools, Seminars	General	715	2,330	2,000	2,000		
100-0005-7800-00	Legal Publication and Printing	General	69	0	125	100		
100-0005-7900-00	Miscellaneous	General	0	500	0	0		
<b>Total Materials and Services</b>			<b>33,551</b>	<b>47,244</b>	<b>69,235</b>	<b>65,568</b>	<b>0</b>	<b>0</b>
<b>Total Expenditures</b>			<b>557,410</b>	<b>617,919</b>	<b>696,751</b>	<b>698,413</b>	<b>0</b>	<b>0</b>

Douglas County, Oregon  
 General Fund  
 Board of Commissioners

PERSONNEL SERVICES						
		Actual FTE FY 15-16	Actual FTE FY 16-17	Revised Budget FTE FY 17-18	Budget FY 18-19	
					FTE	Amount
Commissioner		3.00	3.00	3.00	3.00	236,994
Board Assistant Supervisor		1.00				
Board Assistant		1.00	3.00	3.00	3.00	151,356
Total Regular		<u>5.00</u>	<u>6.00</u>	<u>6.00</u>	<u>6.00</u>	<u>388,350</u>
PERS	26.55%, 38.18%					109,133
Social Security	7.65%					29,708
Worker's Compensation	0.75%					2,913
Unemployment	0.50%					1,941
Medical & Dental Insurance	\$1,400/mo					<u>100,800</u>
Total Personnel Services						<u><u>632,845</u></u>

# **BUILDING DEPARTMENT**



Douglas County, Oregon  
 General Fund  
 Building Department (1200)

	Actual	Actual	Actual	Revised	Proposed	Change	
	FY 14-15	FY 15-16	FY 16-17	Budget FY 17-18	FY 18-19	Amount	%
<b><u>RESOURCES</u></b>							
Charges and Fees	1,074,824	1,293,842	1,424,031	1,259,317	1,389,717	130,400	10%
Total	1,074,824	1,293,842	1,424,031	1,259,317	1,389,717	130,400	10%
<b><u>REQUIREMENTS</u></b>							
Personnel Services	666,439	729,658	853,759	1,082,550	1,161,287	78,737	7%
Materials and Services	113,473	123,634	163,955	176,767	193,930	17,163	10%
Capital Outlay		23,247	8,535		34,500	34,500	100%
Total	779,912	876,539	1,026,249	1,259,317	1,389,717	130,400	10%
<b><i>Resources (Over) Under Requirements before Carryforward</i></b>							
	(294,912)	(417,303)	(397,782)				

<b>Staffing FTE</b>	<b>7.25</b>	<b>8.25</b>	<b>9.25</b>	<b>10.25</b>	<b>11.25</b>	<b>1.00</b>
---------------------	-------------	-------------	-------------	--------------	--------------	-------------

<b>Capital Outlay</b>	
Vehicle	29,000
Copy Machine	5,500
	<u>34,500</u>

Douglas County, Oregon  
 General Fund  
 Building Department

Department Detail

			Actual	Actual	Revised	Proposed	Approved	Adopted
			FY 15-16	FY 16-17	Budget	FY 18-19	FY 18-19	FY 18-19
					FY 17-18			
100-1200-2360-01	Building Dept Fees & Services	Inspection Fees	1,291,235	1,420,186	1,259,317	1,389,717		
100-1200-3879-00	Miscellaneous	General	0	1,100	0	0		
100-1200-3879-30	Miscellaneous	Public Records Request	12	20	0	0		
100-1200-3879-90	Miscellaneous	Subrogating Claim Rec	2,595	2,725	0	0		
<b>Total Revenue</b>			<b>1,293,842</b>	<b>1,424,031</b>	<b>1,259,317</b>	<b>1,389,717</b>	<b>0</b>	<b>0</b>
100-1200-4000-00	Regular Employees	General	411,350	493,581	602,169	672,869		
100-1200-4030-00	Temporary Employees	General	48,069	36,843	49,439	30,000		
100-1200-4050-00	Overtime	General	9,562	9,585	4,500	4,500		
100-1200-4500-00	PERS	General	110,567	128,773	191,256	198,425		
100-1200-4510-00	Social Security	General	34,842	40,861	50,192	54,114		
100-1200-4520-00	Workers' Compensation	General	1,641	4,039	6,233	5,305		
100-1200-4520-01	Workers' Compensation	Workers Comp Claims	246	0	0	0		
100-1200-4530-00	Medical and Dental Insurance	General	110,595	136,841	172,200	189,000		
100-1200-4540-00	Unemployment	General	2,786	3,236	6,561	7,074		
<b>Total Personnel Services</b>			<b>729,658</b>	<b>853,759</b>	<b>1,082,550</b>	<b>1,161,287</b>	<b>0</b>	<b>0</b>
100-1200-6290-00	Software Purchases	General	5,416	25,879	6,617	7,150		
100-1200-6295-00	Equipment-Noninventory	General	0	312	5,000	8,250		
100-1200-6299-00	Other Materials and Supplies	General	12,776	5,113	13,800	13,800		
100-1200-6500-00	Interdept Vehicle Expense	General	36,553	47,119	61,000	61,000		
100-1200-6510-02	Equip/Vehicle Main & Repair	Service	19,345	20,814	22,500	25,000		
100-1200-6680-01	Communication	Telephone	6,102	11,454	12,000	12,000		
100-1200-6720-01	Fire/Liability Insurance	Liability Ins	2,000	3,500	4,000	6,500		
100-1200-6730-00	Liability Claims	General	2,000	0	0	0		
100-1200-7300-00	Advertising/Publicity	General	4,909	4,636	4,500	5,500		
100-1200-7400-00	Office Supplies and Expenses	General	4,315	5,277	5,000	6,500		
100-1200-7410-00	Postage	General	2,311	2,004	3,500	3,500		
100-1200-7420-01	Duplicating Services	Copying	2,199	1,612	1,750	1,750		
100-1200-7500-00	Subscriptions & Periodicals	General	1,014	1,722	5,000	5,000		
100-1200-7550-00	Travel	General	636	1,404	5,000	5,000		
100-1200-7560-00	Conventions, Schools, Seminars	General	4,856	8,769	7,000	9,000		
100-1200-7580-00	Dues and Memberships	General	1,665	3,000	3,100	3,600		

Douglas County, Oregon  
 General Fund  
 Building Department

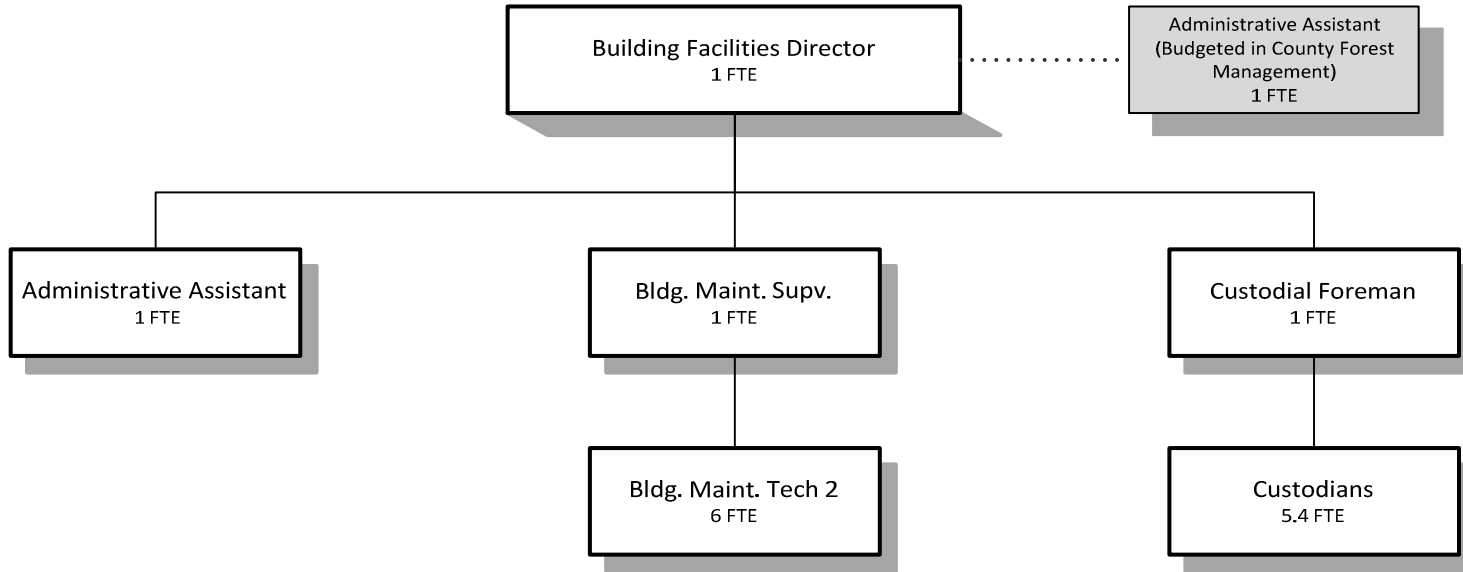
Department Detail

			Actual	Actual	Revised	Proposed	Approved	Adopted
			FY 15-16	FY 16-17	Budget	FY 18-19	FY 18-19	FY 18-19
					FY 17-18			
100-1200-7850-00	Pre-employment Testing	General	658	380	0	380		
100-1200-7900-04	Miscellaneous	Bank Card Fees	16,879	20,960	17,000	20,000		
<b>Total Materials and Services</b>			<b>123,634</b>	<b>163,955</b>	<b>176,767</b>	<b>193,930</b>	<b>0</b>	<b>0</b>
100-1200-8200-00	Furniture and Equipment	General	0	7,535	0	5,500		
100-1200-8200-99	Furniture and Equipment	Noninventory	0	1,000	0	0		
100-1200-8300-00	Vehicles and Heavy Equipment	General	23,247	0	0	29,000		
<b>Total Capital Outlay</b>			<b>23,247</b>	<b>8,535</b>	<b>0</b>	<b>34,500</b>		
<b>Total Expenditures</b>			<b>876,539</b>	<b>1,026,249</b>	<b>1,259,317</b>	<b>1,389,717</b>	<b>0</b>	<b>0</b>

Douglas County, Oregon  
General Fund  
Building Department

PERSONNEL SERVICES					
	Actual	Actual	Revised	Budget	
	FTE	FTE	Budget	FY 18-19	
	FY 15-16	FY 16-17	FTE	FTE	Amount
Building Official	1.00	1.00	1.00	1.00	99,192
Environmental Inspection Specialist	0.25	0.25	0.25	0.25	10,592
Electrical Inspector	1.00	1.00	1.00	1.00	66,104
Building Inspection Supervisor			1.00	1.00	75,853
Plans Examiner Engineer	1.00	1.00	1.00	1.00	75,229
Plans Examiner	1.00	1.00			
Building Inspector	2.00	3.00	4.00	4.00	245,894
Building Permit Tech	1.00	1.00	2.00	1.00	37,460
Executive Admin Asst				1.00	39,270
Department Assistant				1.00	23,275
Office Manager 3	1.00	1.00			
Total Regular	<u>8.25</u>	<u>9.25</u>	<u>10.25</u>	<u>11.25</u>	<u>672,869</u>
Temporary					30,000
Overtime					4,500
PERS		26.55%, 38.18%			198,425
Social Security		7.65%			54,114
Worker's Compensation		0.75%			5,305
Unemployment		1.00%			7,074
Medical & Dental Insurance		\$1,400/mo			189,000
Total Personnel Services					<u><u>1,161,287</u></u>

# **BUILDING FACILITES**



Douglas County, Oregon  
 General Fund  
 Building Facilities (0800)

	Actual	Actual	Actual	Revised Budget	Proposed	Change	
	FY 14-15	FY 15-16	FY 16-17	FY 17-18	FY 18-19	Amount	%
<b><u>RESOURCES</u></b>							
Intergovernmental Revenues	50,000	60,071	100,000				
Charges for Services	5,359	2,441	2,235	1,710	1,710		
Total	55,359	62,512	102,235	1,710	1,710		
<b><u>REQUIREMENTS</u></b>							
Personnel Services	1,069,248	1,002,517	953,627	1,091,493	1,128,871	37,378	3%
Materials and Services	752,561	795,271	783,481	751,525	799,600	48,075	6%
Capital Outlay			5,277	1,500		(1,500)	-100%
Total	1,821,809	1,797,788	1,742,385	1,844,518	1,928,471	83,953	5%
<b>General Resource Contribution Required</b>	1,766,450	1,735,276	1,640,150	1,842,808	1,926,761	83,953	5%
<b>Staffing FTE</b>	<b>17.51</b>	<b>15.51</b>	<b>15.51</b>	<b>15.40</b>	<b>15.40</b>		

Douglas County, Oregon  
 General Fund  
 Building Facilities

Department Detail

			Actual	Actual	Revised	Proposed	Approved	Adopted
			FY 15-16	FY 16-17	Budget	FY 18-19	FY 18-19	Budget
			FY 17-18					FY 18-19
100-0800-3030-00	Restitution	General	0	13	0	0		
100-0800-3290-02	State/Fed-Other Assistance	Emergency Mgmt Assistance	10,071	0	0	0		
100-0800-3650-00	Other Intergovernmental	General	50,000	100,000	0	0		
100-0800-3820-03	Rents, Leases and Royalties	Land & Building	1,200	1,200	1,200	1,200		
100-0800-3870-06	Other Sales	ATM Transaction Fees	1,131	645	500	500		
100-0800-3879-00	Miscellaneous	General	110	377	10	10		
<b>Total Revenue</b>			<b>62,512</b>	<b>102,235</b>	<b>1,710</b>	<b>1,710</b>	<b>0</b>	<b>0</b>
100-0800-4000-00	Regular Employees	General	524,663	509,394	585,610	610,344		
100-0800-4030-00	Temporary Employees	General	16,584	20,410	18,000	18,000		
100-0800-4050-00	Overtime	General	34,660	1,821	3,000	3,000		
100-0800-4500-00	PERS	General	142,847	142,334	168,279	175,132		
100-0800-4510-00	Social Security	General	43,054	39,870	46,406	48,298		
100-0800-4520-00	Workers' Compensation	General	4,012	10,571	12,132	12,627		
100-0800-4520-01	Workers' Compensation	Workers Comp Claims	2,000	0	0	0		
100-0800-4530-00	Medical and Dental Insurance	General	231,258	226,044	252,000	252,000		
100-0800-4540-00	Unemployment	General	3,439	3,183	6,066	9,470		
<b>Total Personnel Services</b>			<b>1,002,517</b>	<b>953,627</b>	<b>1,091,493</b>	<b>1,128,871</b>	<b>0</b>	<b>0</b>
100-0800-5099-00	Other Professional Services	General	0	13,851	5,000	10,000		
100-0800-6060-00	Tools	General	2,796	3,219	3,000	4,500		
100-0800-6065-00	Fuel and Oil	General	4,017	4,705	4,500	3,500		
100-0800-6290-00	Software Purchases	General	114	470	500	1,200		
100-0800-6295-00	Equipment-Noninventory	General	1,202	3,476	5,500	11,000		
100-0800-6450-00	Equipment/Vehicle Rent	General	2,321	4,769	5,000	5,000		
100-0800-6500-00	Interdept Vehicle Expense	General	37	0	0	0		
100-0800-6510-00	Equip/Vehicle Main & Repair	General	2,292	969	1,500	6,000		
100-0800-6510-02	Equip/Vehicle Main & Repair	Equipment Service Contracts	65,043	66,669	53,100	50,000		
100-0800-6550-00	Building and Grounds Main	General	80,437	34,171	58,925	86,900		
100-0800-6550-02	Building and Grounds Main	Electrical	5,506	8,767	6,500	7,000		
100-0800-6550-05	Building and Grounds Main	Custodial Supplies	22,011	20,791	20,000	18,000		
100-0800-6550-20	Building and Grounds Main	M&R Contracts	83,333	66,356	34,200	59,000		
100-0800-6680-01	Communication	Telephone	3,354	3,199	3,900	3,000		

Douglas County, Oregon  
 General Fund  
 Building Facilities

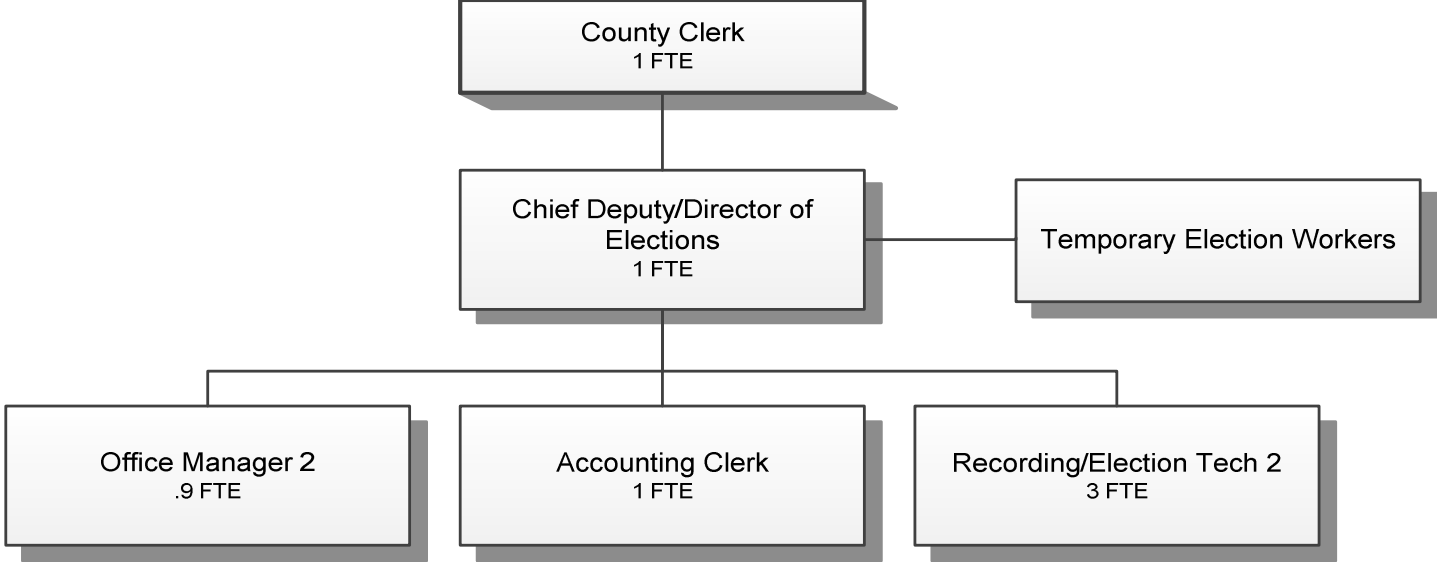
Department Detail

			Actual	Actual	Revised	Proposed	Approved	Adopted
			FY 15-16	FY 16-17	Budget	FY 18-19	FY 18-19	Budget
			FY 15-16	FY 16-17	FY 17-18	FY 18-19	FY 18-19	FY 18-19
100-0800-6685-01	Utilities	Electric	331,019	340,250	349,000	334,000		
100-0800-6685-02	Utilities	Heat	100,307	117,913	107,200	103,400		
100-0800-6685-03	Utilities	Water and Sewer	78,025	75,696	80,100	80,600		
100-0800-6685-04	Utilities	Garbage	5,618	5,862	5,000	5,900		
100-0800-6720-01	Fire/Liability Insurance	Liability Ins Interdept Charges	900	4,300	4,300	6,000		
100-0800-6730-00	Liability Claims	General	1,076	0	0	0		
100-0800-7400-00	Office Supplies and Expenses	General	697	1,047	800	1,000		
100-0800-7410-00	Postage	General	37	72	50	100		
100-0800-7550-00	Travel	General	0	839	500	500		
100-0800-7560-00	Conventions, Schools, Seminars	General	2,035	2,774	1,000	1,000		
100-0800-7800-00	Legal Publication and Printing	General	944	666	500	500		
100-0800-7850-00	Pre-employment Testing	General	1,179	1,636	1,000	1,000		
100-0800-7900-00	Miscellaneous	General	971	1,014	450	500		
<b>Total Materials and Services</b>			<b>795,271</b>	<b>783,481</b>	<b>751,525</b>	<b>799,600</b>	<b>0</b>	<b>0</b>
100-0800-8200-99	Furniture and Equipment	Noninventory	0	5,277	1,500	0		
<b>Total Capital Outlay</b>			<b>0</b>	<b>5,277</b>	<b>1,500</b>	<b>0</b>	<b>0</b>	<b>0</b>
<b>Total Expenditures</b>			<b>1,797,788</b>	<b>1,742,385</b>	<b>1,844,518</b>	<b>1,928,471</b>	<b>0</b>	<b>0</b>

Douglas County, Oregon  
General Fund  
Building Facilities

PERSONNEL SERVICES					
	Actual	Actual	Revised	Budget	
	FTE	FTE	FTE	FY 18-19	
	<u>FY 15-16</u>	<u>FY 16-17</u>	<u>FY 17-18</u>	<u>FTE</u>	<u>Amount</u>
Building Facilities Director			1.00	1.00	79,305
IS and Building Facilities Director	0.11	0.11			
Building Maintenance Supervisor	1.00	1.00	1.00	1.00	61,755
Building Maintenance Tech 3	2.00	1.00			
Building Maintenance Tech 2		1.00	5.00	6.00	243,544
Building Maintenance Tech 1	4.00	4.00	1.00		
Custodian Foreman	1.00	1.00	1.00	1.00	34,765
Custodian	6.40	6.40	5.40	5.40	153,161
Administrative Assistant				1.00	37,814
Office Manager 1	1.00	1.00	1.00		
Total Regular	<u>15.51</u>	<u>15.51</u>	<u>15.40</u>	<u>15.40</u>	<u>610,344</u>
Temporary					18,000
Overtime					3,000
PERS		26.55%, 38.18%			175,132
Social Security		7.65%			48,298
Worker's Compensation		2.00%			12,627
Unemployment		1.50%			9,470
Medical & Dental Insurance		\$1,400/mo			<u>252,000</u>
Total Personnel Services					<u><u>1,128,871</u></u>

**CLERK**



	Actual FY 14-15	Actual FY 15-16	Actual FY 16-17	Revised Budget FY 17-18	Proposed FY 18-19	Change	
						Amount	%
<b><u>GENERAL OPERATIONS</u></b>							
<b><u>RESOURCES</u></b>							
Intergovernmental Revenues		8,994	10,571	71,000	10,500	(60,500)	-85%
Charges and Fees	668,375	711,605	839,865	695,600	839,575	143,975	21%
Total	668,375	720,599	850,436	766,600	850,075	83,475	11%
<b><u>REQUIREMENTS</u></b>							
Personnel Services	523,406	481,544	544,583	562,831	571,526	8,695	2%
Materials and Services	162,682	142,026	259,391	203,769	219,000	15,231	7%
Capital Outlay		4,362	45,082				
Total	686,088	627,932	849,056	766,600	790,526	23,926	3%
<b>General Resource (Contribution) Required</b>	17,713	(92,667)	(1,380)				
<b>Budgeted Central Service Reimbursement</b>					(59,549)	(59,549)	
<b><u>COUNTY CLERK RECORDS DEDICATED FUNDS (ORS 205.320)</u></b>							
<b><u>RESOURCES</u></b>							
Beginning Balance - Restricted Use	84,172	88,761	84,864	75,000	85,000		
Charges and Fees	39,241	45,677	46,631	39,500	45,500		
Total	123,413	134,438	131,495	114,500	130,500		
<b><u>REQUIREMENTS</u></b>							
Materials and Services	34,652	49,574	34,483	25,000	42,500		
Capital Outlay				14,500	3,000		
Total	34,652	49,574	34,483	39,500	45,500		
Ending Balance - Restricted Use	88,761	84,864	97,012	75,000	85,000		
<b><u>TOTAL DEPARTMENT</u></b>							
Revenues: Charges, Fees and Intergovernmental	707,616	766,276	897,067	806,100	895,575		
Expenditures:							
Personnel Services	523,406	481,544	544,583	562,831	571,526		
Materials and Services	197,334	191,600	293,874	228,769	261,500		
Capital Outlay		4,362	45,082	14,500	3,000		
Total Expenditures	720,740	677,506	883,539	806,100	836,026		
<b>Staffing FTE</b>	<b>8.00</b>	<b>6.50</b>	<b>7.00</b>	<b>7.00</b>	<b>6.90</b>	<b>(0.10)</b>	
Capital Outlay - 2 Scanners					3,000		

Douglas County, Oregon  
General Fund  
County Clerk

Department Detail

			Actual	Actual	Revised	Proposed	Approved	Adopted
			FY 15-16	FY 16-17	Budget	FY 18-19	FY 18-19	FY 18-19
					FY 17-18			
100-0100-2050-00	Clerk Fees & Services	General	1,358	1,430	1,200	1,200		
100-0100-2050-01	Clerk Fees & Services	Recording Fees	505,315	553,564	509,500	548,000		
100-0100-2050-02	Clerk Fees & Services	Lien Fees	27,897	27,712	20,000	17,000		
100-0100-2050-10	Clerk Fees & Services	Spread Lists	480	236	500	300		
100-0100-2050-12	Clerk Fees & Services	Special Elections	5,002	69,056	5,000	65,000		
100-0100-2280-02	Duplicating Services	Photocopies	16,002	13,872	13,200	12,500		
100-0100-2280-04	Duplicating Services	Image Export Fees/Subscriptions	54,246	51,882	50,000	52,000		
100-0100-2620-00	Vital Statistics	General	120,530	139,060	110,000	160,000		
100-0100-2950-01	Affordable Housing Fee	Admin Fee	5,948	5,470	5,000	5,000		
100-0100-2960-00	Marriage Licenses	General	17,825	17,825	18,000	18,000		
100-0100-2965-00	Domestic Partnership	General	0	75	0	75		
100-0100-3390-00	State-Other Assistance	General	8,994	10,571	71,000	10,500		
100-0100-3879-00	Miscellaneous	General	2,708	6,320	2,700	6,000		
100-0100-3879-80	Miscellaneous	Cash Over/Short	24	(6)	0	0		
100-0100-3879-95	Miscellaneous	NSF Checks	(53)	0	0	0		
<b>Total Revenue</b>			<b>766,276</b>	<b>897,067</b>	<b>806,100</b>	<b>895,575</b>	<b>0</b>	<b>0</b>
100-0100-4000-00	Regular Employees	General	259,709	287,507	295,609	302,378		
100-0100-4030-00	Temporary Employees	General	15,246	23,460	14,356	15,000		
100-0100-4050-00	Overtime	General	1,573	1,349	0	0		
100-0100-4500-00	PERS	General	80,341	90,147	106,129	108,301		
100-0100-4510-00	Social Security	General	20,369	23,250	23,712	24,279		
100-0100-4520-00	Workers' Compensation	General	968	2,336	2,325	2,381		
100-0100-4530-00	Medical and Dental Insurance	General	101,693	114,660	117,600	117,600		
100-0100-4540-00	Unemployment	General	1,645	1,874	3,100	1,587		
<b>Total Personnel Services</b>			<b>481,544</b>	<b>544,583</b>	<b>562,831</b>	<b>571,526</b>	<b>0</b>	<b>0</b>
100-0100-5000-00	Legal Services	General	12,275	0	0	0		
100-0100-5099-00	Other Professional Services	General	10,463	20,174	17,500	20,000		
100-0100-6290-00	Software Purchases	General	303	53,665	1,000	500		
100-0100-6295-00	Equipment-Noninventory	General	5,436	3,338	6,700	12,600		
100-0100-6500-00	Interdept Vehicle Expense	General	856	788	1,200	1,000		
100-0100-6510-02	Equip/Vehicle Main & Repair	Equipment Service Contracts	26,030	41,888	18,550	19,500		
100-0100-6530-00	Software Maintenance	General	34,752	26,805	42,269	61,800		

Douglas County, Oregon  
General Fund  
County Clerk

Department Detail

			Actual	Actual	Revised	Proposed	Approved	Adopted
			FY 15-16	FY 16-17	Budget	FY 18-19	FY 18-19	FY 18-19
					FY 17-18			
100-0100-6680-01	Communication	Telephone	2,450	2,384	2,300	2,500		
100-0100-6720-01	Fire/Liability Insurance	Liability Ins Interdept Charges	400	2,100	2,400	3,000		
100-0100-7350-00	Printing	General	50,046	89,742	77,250	85,200		
100-0100-7400-00	Office Supplies and Expenses	General	8,355	7,926	6,500	7,500		
100-0100-7410-00	Postage	General	19,321	28,107	30,500	30,500		
100-0100-7420-01	Duplicating Services	Photos, Photostats, Copying	347	162	3,650	1,100		
100-0100-7420-02	Duplicating Services	Microfilming	10,149	4,914	5,000	5,000		
100-0100-7500-00	Subscriptions & Periodicals	General	394	203	1,250	250		
100-0100-7550-00	Travel	General	1,482	3,078	3,750	2,700		
100-0100-7560-00	Conventions, Schools, Seminars	General	6,475	5,828	5,800	5,500		
100-0100-7580-00	Dues and Memberships	General	725	515	1,200	750		
100-0100-7800-00	Legal Publication and Printing	General	167	0	200	0		
100-0100-7800-01	Legal Publication and Printing	Special District Election	664	2,143	750	1,500		
100-0100-7820-00	Advisory Committee Expense	General	510	114	1,000	600		
<b>Total Materials and Services</b>			<b>191,600</b>	<b>293,874</b>	<b>228,769</b>	<b>261,500</b>	<b>0</b>	<b>0</b>
100-0100-8200-00	Furniture and Equipment	General	0	35,806	14,500	0		
100-0100-8200-99	Furniture and Equipment	Noninventory	4,362	9,276	0	3,000		
<b>Total Capital Outlay</b>			<b>4,362</b>	<b>45,082</b>	<b>14,500</b>	<b>3,000</b>	<b>0</b>	<b>0</b>
<b>Total Expenditures</b>			<b>677,506</b>	<b>883,539</b>	<b>806,100</b>	<b>836,026</b>	<b>0</b>	<b>0</b>

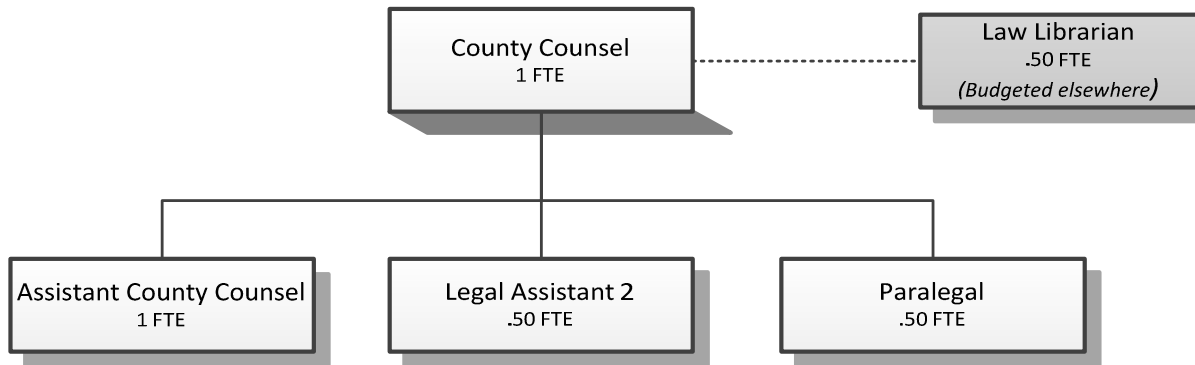
*Activity By Program - General Operations*

Administration	200,302	211,361	224,072	229,806		
Elections	160,144	288,028	152,830	185,470		
Vital Records	(71,008)	(85,937)	(53,331)	(101,094)		
Recording	(382,105)	(414,832)	(323,571)	(373,731)		
General Resource (Contribution) Required	(92,667)	(1,380)	0	(59,549)	0	0

Douglas County, Oregon  
General Fund  
County Clerk

PERSONNEL SERVICES					
	Actual FTE FY 15-16	Actual FTE FY 16-17	Revised Budget FTE FY 17-18	Budget FY 18-19	
				FTE	Amount
County Clerk	1.00	1.00	1.00	1.00	66,206
Chief Deputy/Director of Elections	1.00	1.00	1.00	1.00	61,755
Accounting Clerk 2	0.90	1.00	1.00	1.00	41,018
Office Manager 2	0.90	1.00	1.00	0.90	36,916
Records & Elections Tech 2	2.70	3.00	3.00	3.00	96,483
Total Regular	<u>6.50</u>	<u>7.00</u>	<u>7.00</u>	<u>6.90</u>	<u>302,378</u>
Temporary					15,000
PERS		26.55%, 38.18%			108,301
Social Security		7.65%			24,279
Worker's Compensation		0.75%			2,381
Unemployment		0.50%			1,587
Medical & Dental Insurance		\$1,400/mo			<u>117,600</u>
Total Personnel Services					<u><u>571,526</u></u>

# COUNTY COUNSEL



Douglas County, Oregon  
 General Fund  
 County Counsel (0550)

	Actual	Actual	Actual	Revised Budget	Proposed	Change	
	FY 14-15	FY 15-16	FY 16-17	FY 17-18	FY 18-19	Amount	%
<b><u>REQUIREMENTS</u></b>							
Personnel Services	326,531	328,353	319,904	358,428	388,968	30,540	9%
Materials and Services	13,862	16,207	16,443	15,700	19,710	4,010	26%
Capital Outlay		1,814					
Total	<u>340,393</u>	<u>346,374</u>	<u>336,347</u>	<u>374,128</u>	<u>408,678</u>	<u>34,550</u>	<u>9%</u>
<b>General Resource Contribution Required</b>	<b>340,393</b>	<b>346,374</b>	<b>336,347</b>	<b>374,128</b>	<b>408,678</b>	<b>34,550</b>	<b>9%</b>
<b>Staffing FTE</b>	<b>3.00</b>	<b>3.00</b>	<b>3.00</b>	<b>3.00</b>	<b>3.00</b>		

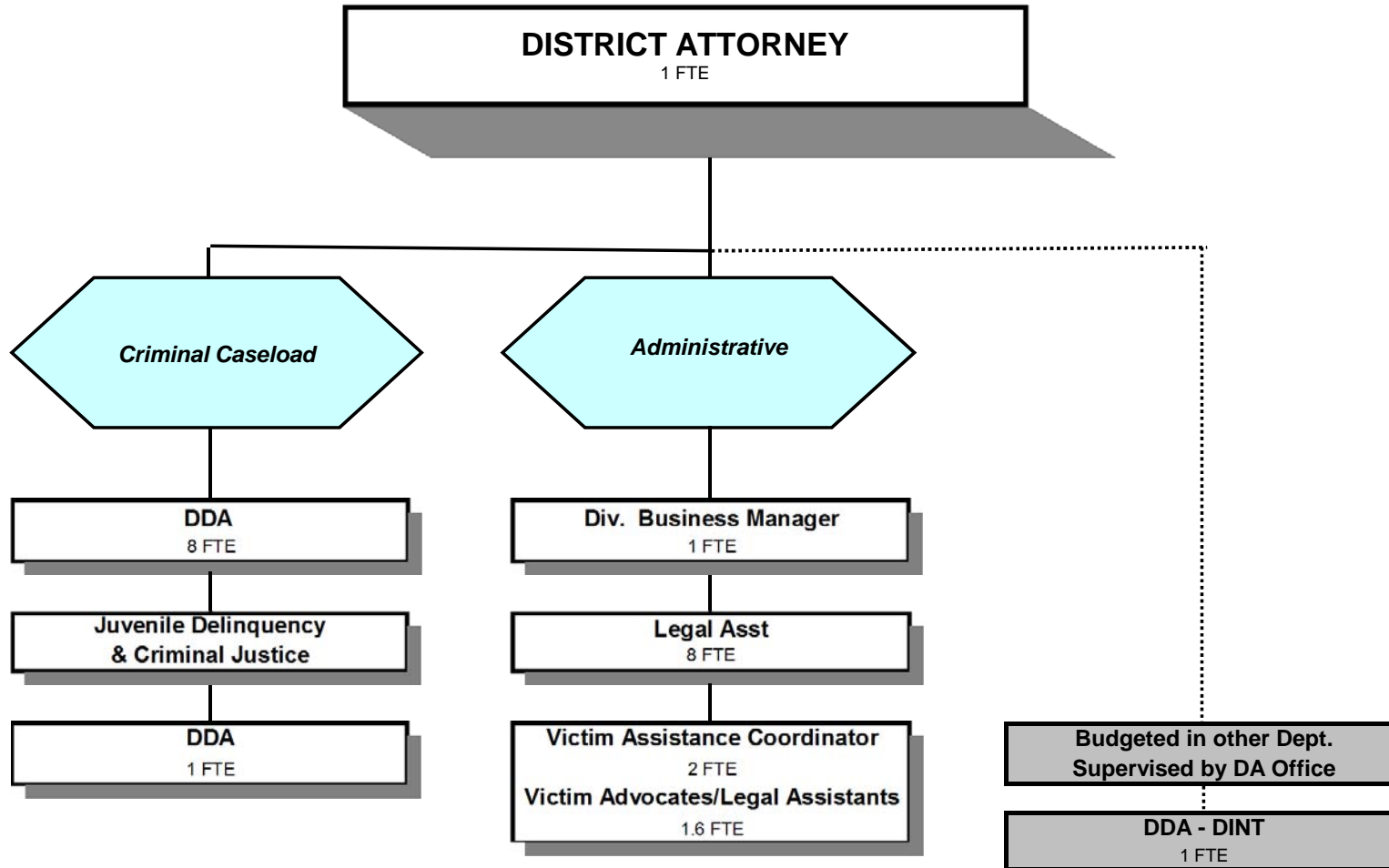
Douglas County, Oregon  
 General Fund  
 County Counsel

Department Detail

			Actual	Actual	Revised	Proposed	Approved	Adopted
			FY 15-16	FY 16-17	Budget	FY 18-19	FY 18-19	FY 18-19
					FY 17-18			
100-0550-4000-00	Regular Employees	General	212,452	208,932	227,056	242,930		
100-0550-4030-00	Temporary Employees	General	3,359	2,248	1,712	0		
100-0550-4500-00	PERS	General	60,121	59,048	75,699	90,817		
100-0550-4510-00	Social Security	General	16,409	16,069	17,501	18,584		
100-0550-4520-00	Workers' Compensation	General	755	1,579	1,716	1,822		
100-0550-4530-00	Medical and Dental Insurance	General	34,613	31,395	33,600	33,600		
100-0550-4540-00	Unemployment	General	644	633	1,144	1,215		
<b>Total Personnel Services</b>			<b>328,353</b>	<b>319,904</b>	<b>358,428</b>	<b>388,968</b>	<b>0</b>	<b>0</b>
100-0550-5000-00	Legal Services	General	0	2,450	0	0		
100-0550-5099-00	Other Professional Services	General	283	85	10	3,010		
100-0550-6290-00	Software Purchases	General	1,567	686	1,190	1,000		
100-0550-6680-01	Communication	Telephone	247	195	200	200		
100-0550-6720-01	Fire/Liability Insurance	Liability Ins Interdept Charges	300	1,700	1,700	2,500		
100-0550-7400-00	Office Supplies and Expenses	General	1,861	1,843	1,800	1,500		
100-0550-7410-00	Postage	General	386	192	400	400		
100-0550-7420-01	Duplicating Services	Photos, Photostats, Copying	215	49	400	400		
100-0550-7500-00	Subscriptions & Periodicals	General	8,708	6,303	6,300	7,000		
100-0550-7550-00	Travel	General	770	1,341	1,000	1,000		
100-0550-7560-00	Conventions, Schools, Seminars	General	621	350	1,000	1,000		
100-0550-7580-00	Dues and Memberships	General	1,249	1,249	1,700	1,700		
<b>Total Materials and Services</b>			<b>16,207</b>	<b>16,443</b>	<b>15,700</b>	<b>19,710</b>	<b>0</b>	<b>0</b>
100-0550-8200-99	Furniture and Equipment	Noninventory	1,814	0	0	0		
<b>Total Capital Outlay</b>			<b>1,814</b>	<b>0</b>	<b>0</b>	<b>0</b>	<b>0</b>	<b>0</b>
<b>Total Expenditures</b>			<b>346,374</b>	<b>336,347</b>	<b>374,128</b>	<b>408,678</b>	<b>0</b>	<b>0</b>

Douglas County, Oregon  
 General Fund  
 County Counsel

PERSONNEL SERVICES					
	Actual	Actual	Revised	Budget	
	FTE	FTE	FTE	FY 18-19	
	<u>FY 15-16</u>	<u>FY 16-17</u>	<u>FY 17-18</u>	<u>FTE</u>	<u>Amount</u>
County Counsel	1.00	1.00	1.00	1.00	116,262
Assistant County Counsel	1.00	1.00	1.00	1.00	85,779
Paralegal	0.50	0.50	0.50	0.50	24,265
Legal Assistant 2	0.50	0.50	0.50	0.50	16,624
Total Regular	<u>3.00</u>	<u>3.00</u>	<u>3.00</u>	<u>3.00</u>	<u>242,930</u>
PERS		26.55%, 38.18%			90,817
Social Security		7.65%			18,584
Worker's Compensation		0.75%			1,822
Unemployment		0.50%			1,215
Medical & Dental Insurance		\$1,400/mo			<u>33,600</u>
Total Personnel Services					<u><u>388,968</u></u>



	Actual	Actual	Actual	Revised	Proposed	Change	
	FY 14-15	FY 15-16	FY 16-17	FY 17-18	FY 18-19	Amount	%
<b><u>GENERAL OPERATIONS</u></b>							
<b><u>RESOURCES</u></b>							
Intergovernmental Revenues		179,329	79,329	204,329	54,329	(150,000)	-73%
Charges and Fees	255,212	131,175	152,093	100,000	100,000		
Total	255,212	310,504	231,422	304,329	154,329	(150,000)	-49%
<b><u>REQUIREMENTS</u></b>							
Personnel Services	1,410,563	1,394,466	1,466,693	1,749,615	1,691,925	(57,690)	-3%
Materials and Services	78,479	90,926	131,741	154,969	154,969		
Capital Outlay		22,430					
Total	1,489,042	1,507,822	1,598,434	1,904,584	1,846,894	(57,690)	-3%
<b>General Resource Contribution Required</b>	<b>1,233,830</b>	<b>1,197,318</b>	<b>1,367,012</b>	<b>1,600,255</b>	<b>1,692,565</b>	<b>92,310</b>	<b>6%</b>
<b><u>VICTIMS ASSISTANCE, VOCA JUVENILE DEPENDENCY AND GRANTS</u></b>							
<b><u>RESOURCES</u></b>							
Beginning Balance - Restricted Use	108,784	112,032	110,172	90,000	55,000		
Intergovernmental Revenues	135,187	185,385	143,514	343,572	447,343		
Total	243,971	297,417	253,686	433,572	502,343		
<b><u>REQUIREMENTS</u></b>							
Personnel Services	125,421	168,844	162,125	259,198	353,279		
Materials and Services	6,518	18,401	8,904	84,374	94,064		
Total	131,939	187,245	171,029	343,572	447,343		
Ending Balance - Restricted Use	112,032	110,172	82,657	90,000	55,000		
<b><u>TOTAL DEPARTMENT</u></b>							
Revenues	390,399	495,889	374,936	647,901	601,672		
Expenditures:							
Personnel Services	1,535,984	1,563,310	1,628,818	2,008,813	2,045,204		
Materials and Services	84,997	109,327	140,645	239,343	249,033		
Capital Outlay		22,430					
Total Expenditures	1,620,981	1,695,067	1,769,463	2,248,156	2,294,237		
<b>Staffing FTE</b>	<b>22.19</b>	<b>22.46</b>	<b>23.00</b>	<b>23.00</b>	<b>22.60</b>	<b>(0.40)</b>	

Douglas County, Oregon  
 General Fund  
 District Attorney

Department Detail

			Actual	Actual	Revised	Proposed	Approved	Adopted
			FY 15-16	FY 16-17	Budget	FY 18-19	FY 18-19	FY 18-19
					FY 17-18			
100-1300-2280-02	Duplicating Services	Photocopies	130,222	151,675	100,000	100,000		
100-1300-3290-70	State/Fed-Other Assistance	OR DOJ-VOCA Grant	51,597	49,578	138,844	142,550		
100-1300-3290-73	State/Fed-Other Assistance	OR DOJ-AEAP Grant	0	0	92,035	92,035		
100-1300-3390-55	State-Other Assistance	Department of Justice	37,664	37,664	37,664	0		
100-1300-3390-65	State-Other Assistance	Criminal Justice Commission	54,329	54,329	54,329	192,058		
100-1300-3395-00	Local Assistance	General	128,927	25,000	150,000	0		
100-1300-3550-02	Cost Share	Victims Assistance Program	92,197	56,272	75,029	75,029		
100-1300-3879-00	Miscellaneous	General	953	418	0	0		
<b>Total Revenue</b>			<b>495,889</b>	<b>374,936</b>	<b>647,901</b>	<b>601,672</b>	<b>0</b>	<b>0</b>
100-1300-4000-00	Regular Employees	General	985,922	1,011,498	1,156,293	1,199,769		
100-1300-4030-00	Temporary Employees	General	16,022	192	25,000	0		
100-1300-4050-00	Overtime	General	2,099	0	0	0		
100-1300-4500-00	PERS	General	212,750	228,508	331,347	340,711		
100-1300-4510-00	Social Security	General	75,331	76,356	90,369	91,782		
100-1300-4520-00	Workers' Compensation	General	3,515	7,564	8,860	9,000		
100-1300-4530-00	Medical and Dental Insurance	General	264,674	301,665	391,038	391,944		
100-1300-4540-00	Unemployment	General	2,997	3,035	5,906	11,998		
<b>Total Personnel Services</b>			<b>1,563,310</b>	<b>1,628,818</b>	<b>2,008,813</b>	<b>2,045,204</b>	<b>0</b>	<b>0</b>
100-1300-5000-00	Legal Services	General	1,020	21,615	19,329	19,329		
100-1300-5030-00	Physician Services	General	225	0	2,000	2,000		
100-1300-5700-00	Investigation and Prosecution	General	9,341	0	6,300	0		
100-1300-5700-01	Investigation and Prosecution	Evidence Procurement	2,577	3,134	8,000	6,000		
100-1300-5700-02	Investigation and Prosecution	Grand Jury Witness Fees/Miles	3,473	4,671	5,800	4,700		
100-1300-5700-03	Investigation and Prosecution	Witness Fees and Miles	10,504	9,900	15,000	13,000		
100-1300-5700-10	Investigation and Prosecution	Expert Witnesses	855	2,490	4,000	4,000		
100-1300-5700-11	Investigation and Prosecution	Transcripts	0	0	1,000	1,000		
100-1300-5720-50	Crime Prevention and Diversion	Victims Services	0	0	0	6,300		
100-1300-6290-00	Software Purchases	General	4,024	12,888	25,770	28,744		
100-1300-6295-00	Equipment-Noninventory	General	90	2,300	9,970	12,105		
100-1300-6460-00	Software Rental	General	9,900	7,920	7,920	9,830		
100-1300-6500-00	Interdept Vehicle Expense	General	3,565	3,011	3,500	5,374		

Douglas County, Oregon  
 General Fund  
 District Attorney

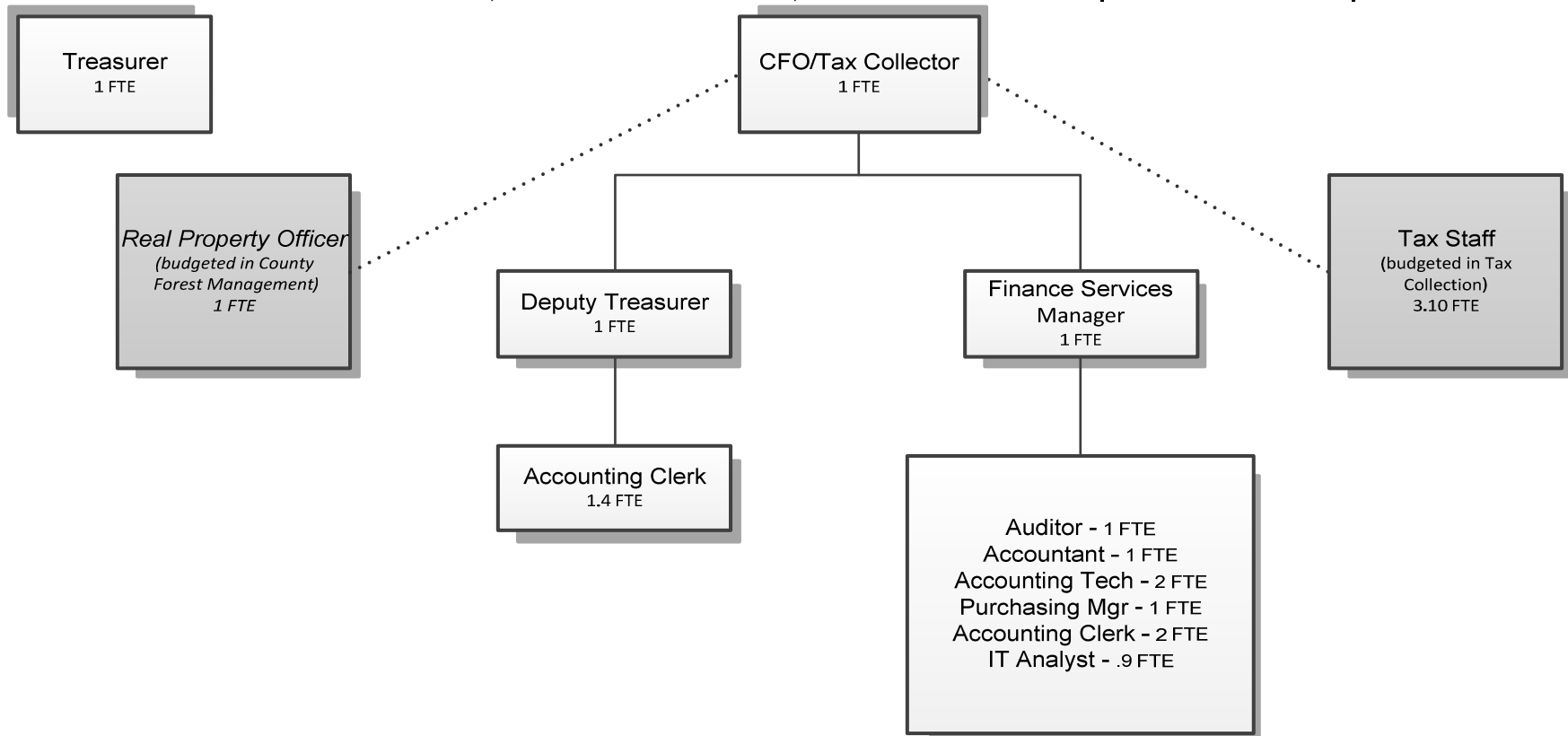
Department Detail

			Actual	Actual	Revised	Proposed	Approved	Adopted
			FY 15-16	FY 16-17	Budget	FY 18-19	FY 18-19	FY 18-19
					FY 17-18			
100-1300-6510-80	Equip/Vehicle Main & Repair	Office & Data Processing Equip	4,056	2,697	5,500	5,000		
100-1300-6680-01	Communication	Telephone	6,145	8,677	10,307	11,450		
100-1300-6720-01	Fire/Liability Insurance	Liability Ins Interdept Charges	1,500	8,200	8,500	12,000		
100-1300-7400-00	Office Supplies and Expenses	General	11,819	13,705	43,291	40,313		
100-1300-7410-00	Postage	General	5,050	5,060	9,133	10,698		
100-1300-7420-01	Duplicating Services	Photos, Photostats, Copying	4,653	6,325	5,333	6,000		
100-1300-7500-00	Subscriptions & Periodicals	General	6,343	5,238	4,500	4,500		
100-1300-7550-00	Travel	General	7,658	6,433	14,416	18,600		
100-1300-7560-00	Conventions, Schools, Seminars	General	3,747	3,572	20,024	18,340		
100-1300-7580-00	Dues and Memberships	General	12,537	12,258	8,750	8,750		
100-1300-7800-00	Legal Publication and Printing	General	0	0	1,000	1,000		
100-1300-7850-00	Pre-employment Testing	General	245	551	0	0		
<b>Total Materials and Services</b>			<b>109,327</b>	<b>140,645</b>	<b>239,343</b>	<b>249,033</b>	<b>0</b>	<b>0</b>
100-1300-8200-00	Furniture and Equipment	General	22,430	0	0	0		
<b>Total Capital Outlay</b>			<b>22,430</b>	<b>0</b>	<b>0</b>	<b>0</b>	<b>0</b>	<b>0</b>
<b>Total Expenditures</b>			<b>1,695,067</b>	<b>1,769,463</b>	<b>2,248,156</b>	<b>2,294,237</b>	<b>0</b>	<b>0</b>

Douglas County, Oregon  
General Fund  
District Attorney

PERSONNEL SERVICES					
	Actual	Actual	Revised	Budget	
	FTE	FTE	FTE	FY 18-19	
	<u>FY 15-16</u>	<u>FY 16-17</u>	<u>FY 17-18</u>	<u>FTE</u>	<u>Amount</u>
District Attorney	1.00	1.00	1.00	1.00	25,688
Division Business Manager	1.00	1.00	1.00	1.00	67,845
Deputy District Attorney 4				2.00	209,018
Deputy District Attorney 3	3.00	5.00	4.00	3.00	251,910
Deputy District Attorney 2	4.00	2.00	2.00	2.00	138,406
Deputy District Attorney 1	2.00	2.00	3.00	2.00	116,833
Victim Assistance Coordinator	1.00	2.00	2.00	2.00	73,941
Legal Assistant 1	10.46	10.00	10.00	9.60	316,128
Total Regular	<u>22.46</u>	<u>23.00</u>	<u>23.00</u>	<u>22.60</u>	<u>1,199,769</u>
PERS		26.55%, 38.18%			340,711
Social Security		7.65%			91,782
Worker's Compensation		0.75%			9,000
Unemployment		1.00%			11,998
Medical & Dental Insurance		Varied			391,944
Total Personnel Services					<u><u>2,045,204</u></u>

# FINANCIAL SERVICES



	Actual	Actual	Actual	Revised	Proposed	Change	
	FY 14-15	FY 15-16	FY 16-17	Budget FY 17-18	FY 18-19	Amount	%
<b><u>RESOURCES</u></b>							
Intergovernmental Revenues - Local UTEP	5,512			10,000	10,000		
<b><u>REQUIREMENTS</u></b>							
Personnel Services	843,851	865,071	983,657	1,166,754	1,344,214	177,460	15%
Materials and Services	105,969	109,063	111,763	138,573	160,700	22,127	16%
Capital Outlay		3,995	3,995				
Total	949,820	978,129	1,099,415	1,305,327	1,504,914	199,587	15%
<b>General Resource Contribution Required</b>	<b>944,308</b>	<b>978,129</b>	<b>1,099,415</b>	<b>1,295,327</b>	<b>1,494,914</b>	<b>199,587</b>	<b>15%</b>
<b>Staffing FTE</b>	<b>10.90</b>	<b>11.90</b>	<b>12.90</b>	<b>12.93</b>	<b>13.30</b>	<b>0.37</b>	
<b><u>MANAGEMENT AND FINANCE</u></b>							
Revenues	(387)						
Personnel Services	670,686	689,491	805,053	959,129	1,025,396		
Materials and Services	101,171	103,271	100,421	122,073	137,950		
Capital Outlay		3,995	3,995				
Total Requirements / General Resource Contribution Required	771,470	796,757	909,469	1,081,202	1,163,346		
FTE	8.90	9.90	10.90	10.93	9.90		
<b><u>MANAGEMENT AND FINANCE TREASURY</u></b>							
Personnel Services					202,314		
Materials and Services					16,250		
Total Requirements / General Resource Contribution Required					218,564		
FTE					2.40		
<b><u>TREASURER</u></b>							
Personnel Services	168,019	175,580	178,606	197,625	106,504		
Materials and Services	4,798	5,792	11,340	16,500	6,500		
Total Requirements / General Resource Contribution Required	172,817	181,372	189,946	214,125	113,004		
FTE	2.00	2.00	2.00	2.00	1.00		
<b><u>UT&amp;E Special Program</u></b>							
General Resource (Contribution) Requirement	21						
<b>Total General Resource Contribution Required</b>	<b>944,308</b>	<b>978,129</b>	<b>1,099,415</b>	<b>1,295,327</b>	<b>1,494,914</b>		

Douglas County, Oregon  
 General Fund  
 Financial Services

Department Summary

			Actual	Actual	Revised	Proposed	Approved	Adopted
			FY 15-16	FY 16-17	Budget	FY 18-19	FY 18-19	FY 18-19
					FY 17-18			
100-0600-3395-01	Local Assistance	UTEP Reimbursement	0	0	10,000	10,000		
<b>Total Revenue</b>			<b>0</b>	<b>0</b>	<b>10,000</b>	<b>10,000</b>	<b>0</b>	<b>0</b>
100-0600-4000-00	Regular Employees	General	532,906	589,116	673,899	794,654		
100-0600-4030-00	Temporary Employees	General	3,366	17,247	29,075	25,183		
100-0600-4050-00	Overtime	General	613	1,293	500	0		
100-0600-4500-00	PERS	General	125,239	142,974	197,454	234,692		
100-0600-4510-00	Social Security	General	40,506	46,090	53,568	62,717		
100-0600-4520-00	Workers' Compensation	General	1,880	4,545	5,251	6,149		
100-0600-4520-01	Workers' Compensation	Workers Comp Claims	1,992	448	0	0		
100-0600-4530-00	Medical and Dental Insurance	General	156,964	180,121	203,504	216,720		
100-0600-4540-00	Unemployment	General	1,605	1,823	3,503	4,099		
<b>Total Personnel Services</b>			<b>865,071</b>	<b>983,657</b>	<b>1,166,754</b>	<b>1,344,214</b>	<b>0</b>	<b>0</b>
100-0600-5010-00	Auditing and Accounting	General	64,204	63,484	70,000	73,000		
100-0600-5099-00	Other Professional Services	General	2,540	1,895	0	6,300		
100-0600-6290-00	Software Purchases	General	3,780	3,528	1,000	7,200		
100-0600-6295-00	Equipment-Noninventory	General	1,633	4,199	13,623	10,000		
100-0600-6299-00	Other Materials and Supplies	General	17	30	0	0		
100-0600-6500-00	Interdept Vehicle Expense	General	284	345	0	500		
100-0600-6510-02	Equip/Vehicle Main & Repair	Equipment Service Contracts	3,266	4,389	3,500	4,000		
100-0600-6510-80	Equip/Vehicle Main & Repair	Office & Data Processing Equip	23	0	500	0		
100-0600-6530-00	Software Maintenance	General	250	250	2,500	0		
100-0600-6680-01	Communication	Telephone	643	506	800	950		
100-0600-6720-01	Fire/Liability Insurance	Liability Ins Interdept Charges	850	4,300	5,500	6,500		
100-0600-7300-00	Advertising/Publicity	General	0	75	500	500		
100-0600-7350-00	Printing	General	4,262	3,717	3,300	5,400		
100-0600-7400-00	Office Supplies and Expenses	General	12,019	8,611	8,400	11,900		
100-0600-7410-00	Postage	General	8,867	9,016	10,300	10,500		
100-0600-7500-00	Subscriptions & Periodicals	General	313	342	500	500		
100-0600-7550-00	Travel	General	1,692	1,703	7,000	9,600		

Douglas County, Oregon  
 General Fund  
 Financial Services

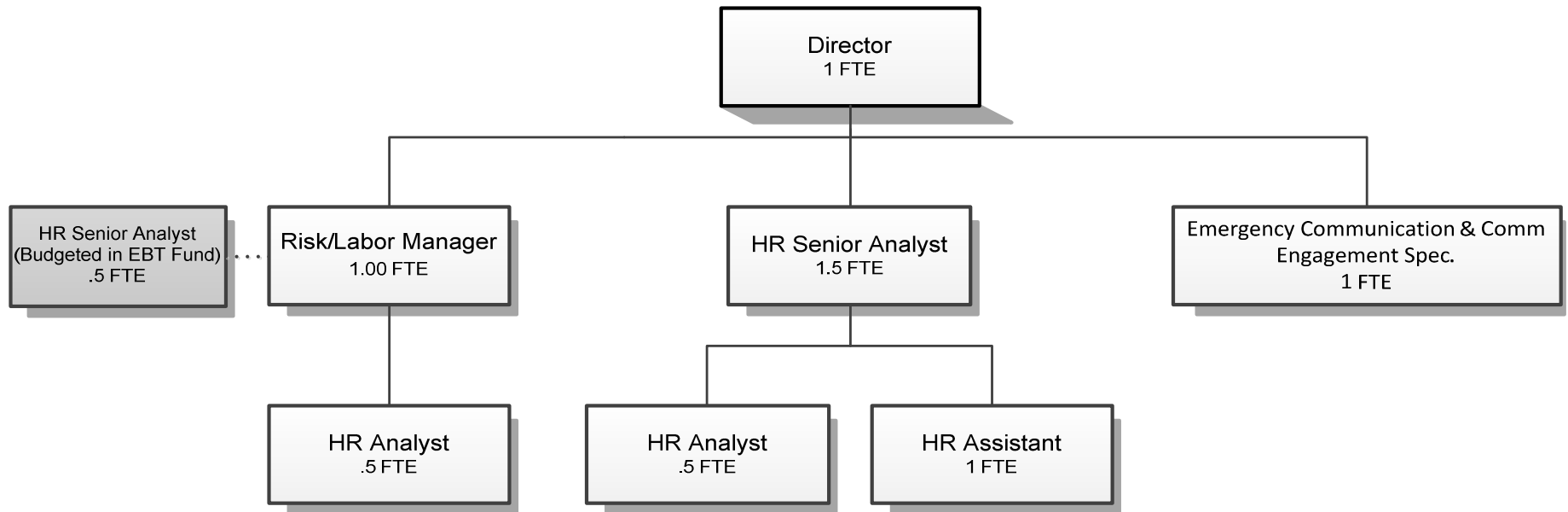
Department Summary

			Actual	Actual	Revised	Proposed	Approved	Adopted
			FY 15-16	FY 16-17	Budget	FY 18-19	FY 18-19	FY 18-19
					FY 17-18			
100-0600-7560-00	Conventions, Schools, Seminars	General	1,901	2,979	7,000	9,000		
100-0600-7580-00	Dues and Memberships	General	1,058	1,173	1,150	1,850		
100-0600-7800-00	Legal Publication and Printing	General	1,254	1,208	3,000	3,000		
100-0600-7900-00	Miscellaneous	General	207	13	0	0		
<b>Total Materials and Services</b>			<b>109,063</b>	<b>111,763</b>	<b>138,573</b>	<b>160,700</b>	<b>0</b>	<b>0</b>
100-0600-8200-99	Furniture and Equipment	Noninventory	3,995	3,995	0	0		
<b>Total Capital Outlay</b>			<b>3,995</b>	<b>3,995</b>	<b>0</b>	<b>0</b>	<b>0</b>	<b>0</b>
<b>Total Expenditures</b>			<b>978,129</b>	<b>1,099,415</b>	<b>1,305,327</b>	<b>1,504,914</b>	<b>0</b>	<b>0</b>
Expenditures by Department:								
Management and Finance			796,757	909,469	1,081,202	1,163,346		
Special Funds Program			0	0	10,000	10,000		
Management and Finance - Treasury			0	0	0	218,564		
Treasurer			181,372	189,946	214,125	113,004		
<b>Total Expenditures</b>			<b>978,129</b>	<b>1,099,415</b>	<b>1,305,327</b>	<b>1,504,914</b>	<b>0</b>	<b>0</b>

Douglas County, Oregon  
General Fund  
Financial Services

PERSONNEL SERVICES					
	Actual	Actual	Revised	Budget	
	FTE	FTE	Budget	FY 18-19	
	FY 15-16	FY 16-17	FY 17-18	FTE	Amount
Treasurer	1.00	1.00	1.00	1.00	66,227
Chief Financial Officer	1.00	1.00	1.00	1.00	123,635
IS Tech Support Analyst 3	0.90	0.90	0.90	0.90	81,881
Deputy Finance Officer	1.00	1.00			
Auditor				1.00	71,968
Finance Services Manager			1.00	1.00	72,695
Purchasing Manager	1.00	1.00	1.00	1.00	50,336
Financial Analyst	1.00	1.00			
Deputy Treasurer			1.00	1.00	63,143
Accountant				1.00	58,527
Accounting Technician 2	4.00	4.00	4.00	2.00	89,262
Accounting Clerk 2	2.00	3.00	3.03	3.40	116,980
Total Regular	<u>11.90</u>	<u>12.90</u>	<u>12.93</u>	<u>13.30</u>	794,654
Temporary					25,183
PERS		26.55%, 38.18%			234,692
Social Security		7.65%			62,717
Worker's Compensation		0.75%			6,149
Unemployment		0.50%			4,099
Medical & Dental Insurance		\$1,400/mo			216,720
Total Personnel Services					<u>1,344,214</u>

# **HUMAN RESOURCES**



Douglas County, Oregon  
 General Fund  
 Human Resources (0700)

	Actual	Actual	Actual	Revised	Proposed	Change	
	<u>FY 14-15</u>	<u>FY 15-16</u>	<u>FY 16-17</u>	<u>FY 17-18</u>	<u>FY 18-19</u>	<u>Amount</u>	<u>%</u>
<b><u>REQUIREMENTS</u></b>							
Personnel Services	513,601	511,364	504,701	724,827	729,308	4,481	1%
Materials and Services	24,227	24,072	24,160	18,725	27,860	9,135	49%
Capital Outlay			8,177				
Total	<u>537,828</u>	<u>535,436</u>	<u>537,038</u>	<u>743,552</u>	<u>757,168</u>	<u>13,616</u>	<u>2%</u>
<b><i>General Resource Contribution Required</i></b>							
	537,828	535,436	537,038	743,552	757,168	13,616	2%
<b>Staffing FTE</b>							
	6.00	5.75	5.50	6.50	6.50		

Douglas County, Oregon  
 General Fund  
 Human Resources

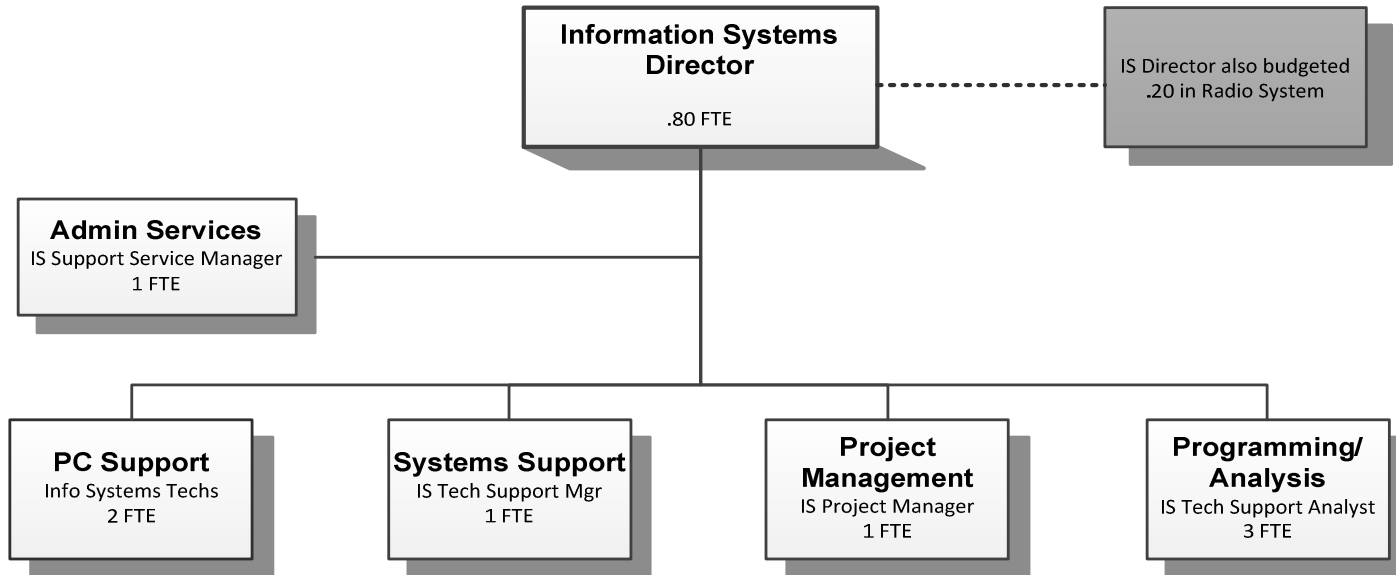
Department Detail

			Revised					
			Actual	Actual	Budget	Proposed	Approved	Adopted
			FY 15-16	FY 16-17	FY 17-18	FY 18-19	FY 18-19	FY 18-19
100-0700-4000-00	Regular Employees	General	310,940	304,343	435,101	445,175		
100-0700-4030-00	Temporary Employees	General	0	8,461	0	0		
100-0700-4500-00	PERS	General	86,252	85,682	141,802	135,312		
100-0700-4510-00	Social Security	General	23,285	23,767	33,285	34,056		
100-0700-4520-00	Workers' Compensation	General	1,088	2,339	3,264	3,339		
100-0700-4530-00	Medical and Dental Insurance	General	88,871	79,170	109,200	109,200		
100-0700-4540-00	Unemployment	General	928	939	2,175	2,226		
<b>Total Personnel Services</b>			<b>511,364</b>	<b>504,701</b>	<b>724,827</b>	<b>729,308</b>	<b>0</b>	<b>0</b>
100-0700-5000-00	Legal Services	General	2,492	750	2,000	2,000		
100-0700-5099-00	Other Professional Services	General	346	954	1,000	1,500		
100-0700-6290-00	Software Purchases	General	8,934	9,282	1,850	4,500		
100-0700-6295-00	Equipment-Noninventory	General	847	2,184	725	4,550		
100-0700-6299-00	Other Materials and Supplies	General	193	72	250	250		
100-0700-6500-00	Interdept Vehicle Expense	General	341	427	500	500		
100-0700-6680-01	Communication	Telephone	445	350	500	1,300		
100-0700-6720-01	Fire/Liability Insurance	Liability Ins Interdept Charges	500	2,400	2,500	3,500		
100-0700-6730-00	Liability Claim	General	825	0	0	0		
100-0700-7400-00	Office Supplies and Expenses	General	3,539	2,238	3,500	3,000		
100-0700-7410-00	Postage	General	1,748	459	1,500	600		
100-0700-7420-01	Duplicating Services	Photos, Photostats, Copying	271	273	500	600		
100-0700-7500-00	Subscriptions & Periodicals	General	0	90	150	300		
100-0700-7550-00	Travel	General	1,041	2,415	1,000	1,500		
100-0700-7560-00	Conventions, Schools, Seminars	General	2,360	2,091	2,500	3,000		
100-0700-7580-00	Dues and Memberships	General	190	175	250	760		
<b>Total Materials and Services</b>			<b>24,072</b>	<b>24,160</b>	<b>18,725</b>	<b>27,860</b>	<b>0</b>	<b>0</b>
100-0700-8200-00	Furniture and Equipment	General	0	8,177	0	0		
<b>Total Capital Outlay</b>			<b>0</b>	<b>8,177</b>	<b>0</b>	<b>0</b>	<b>0</b>	<b>0</b>
<b>Total Expenditures</b>			<b>535,436</b>	<b>537,038</b>	<b>743,552</b>	<b>757,168</b>	<b>0</b>	<b>0</b>

Douglas County, Oregon  
 General Fund  
 Human Resources

PERSONNEL SERVICES					
	Actual	Actual	Revised	Budget	
	FTE	FTE	Budget	FY 18-19	
	FY 15-16	FY 16-17	FY 17-18	FTE	Amount
Human Resources Director	1.00	1.00	1.00	1.00	120,041
ER Comm. & Commnty Engmnt Spec			1.00	1.00	73,978
Legal Assistant 2	0.50				
Risk/Labor Relations Manager				1.00	87,402
Risk Manager	1.00	1.00	0.50		
Human Resources Senior Analyst	1.50	1.50	2.00	1.50	96,408
Human Resources Analyst	0.75	1.00	1.00	1.00	40,202
Human Resources Assistant		1.00	1.00	1.00	27,144
Department Assistant 3	1.00				
<b>Total Regular</b>	<u>5.75</u>	<u>5.50</u>	<u>6.50</u>	<u>6.50</u>	<u>445,175</u>
PERS		26.55%, 38.18%			135,312
Social Security		7.65%			34,056
Worker's Compensation		0.75%			3,339
Unemployment		0.50%			2,226
Medical & Dental Insurance		\$1,400/mo			<u>109,200</u>
<b>Total Personnel Services</b>					<u><u>729,308</u></u>

# INFORMATION TECHNOLOGY



Douglas County, Oregon  
 General Fund  
 Information Technology (0750)

	Actual	Actual	Actual	Revised	Proposed	Change	
	FY 14-15	FY 15-16	FY 16-17	Budget FY 17-18	FY 18-19	Amount	%
<b><u>RESOURCES</u></b>							
Charges for Services	299,862	320,702	338,136	308,962	311,484	2,522	1%
<b><u>REQUIREMENTS</u></b>							
Personnel Services	969,012	1,028,688	1,067,103	1,081,404	1,059,260	(22,144)	-2%
Materials and Services	29,750	21,555	28,370	40,469	44,157	3,688	9%
Total	998,762	1,050,243	1,095,473	1,121,873	1,103,417	(18,456)	-2%
<b>General Resource Contribution Required</b>	698,900	729,541	757,337	812,911	791,933	(20,978)	-3%
<b>Staffing FTE</b>	<b>8.70</b>	<b>8.80</b>	<b>8.80</b>	<b>8.90</b>	<b>8.80</b>	<b>(0.10)</b>	

Douglas County, Oregon  
 General Fund  
 Information Technology


Department Detail

			Revised					
			Actual	Actual	Budget	Proposed	Approved	Adopted
			FY 15-16	FY 16-17	FY 17-18	FY 18-19	FY 18-19	FY 18-19
100-0750-2030-00	Franchise Fees	General	252,162	265,057	252,162	262,000		
100-0750-2250-00	Computer Services	General	29,200	31,200	31,200	31,200		
100-0750-3820-03	Rents, Leases and Royalties	Lands & Buildings	6,000	6,000	6,000	6,000		
100-0750-3879-00	Miscellaneous	General	33,335	35,819	19,600	12,284		
100-0750-3879-33	Miscellaneous	Public Meetings Videos	5	60	0	0		
<b>Total Revenue</b>			<b>320,702</b>	<b>338,136</b>	<b>308,962</b>	<b>311,484</b>	<b>0</b>	<b>0</b>
100-0750-4000-00	Regular Employees	General	651,272	636,400	658,133	644,594		
100-0750-4030-00	Temporary Employees	General	0	50,449	0	0		
100-0750-4050-00	Overtime	General	0	5,376	0	0		
100-0750-4500-00	PERS	General	188,216	180,920	215,177	209,458		
100-0750-4510-00	Social Security	General	47,995	49,829	50,347	49,311		
100-0750-4520-00	Workers' Compensation	General	2,282	5,183	4,936	4,834		
100-0750-4530-00	Medical and Dental Insurance	General	136,975	136,866	149,520	147,840		
100-0750-4540-00	Unemployment	General	1,948	2,080	3,291	3,223		
<b>Total Personnel Services</b>			<b>1,028,688</b>	<b>1,067,103</b>	<b>1,081,404</b>	<b>1,059,260</b>	<b>0</b>	<b>0</b>
100-0750-6290-00	Software Purchases	General	6,927	7,268	11,741	14,129		
100-0750-6295-00	Equipment-Noninventory	General	4,051	3,115	12,528	12,528		
100-0750-6450-00	Equipment/Vehicle Rent	General	438	421	500	500		
100-0750-6500-00	Interdept Vehicle Expense	General	1,578	1,351	1,600	1,600		
100-0750-6680-01	Communication	Telephone	1,840	999	1,500	1,500		
100-0750-6680-10	Communication	Internet Service	100	2,775	100	100		
100-0750-6720-01	Fire/Liability Insurance	Liability Ins Interdept Charges	1,000	5,100	5,200	6,500		
100-0750-7400-00	Office Supplies and Expenses	General	1,755	1,224	1,000	1,000		
100-0750-7410-00	Postage	General	82	70	300	300		
100-0750-7500-00	Subscriptions & Periodicals	General	65	0	0	0		
100-0750-7550-00	Travel	General	1,900	3,271	3,000	3,000		
100-0750-7560-00	Conventions, Schools, Seminars	General	1,819	2,776	3,000	3,000		
<b>Total Materials and Services</b>			<b>21,555</b>	<b>28,370</b>	<b>40,469</b>	<b>44,157</b>	<b>0</b>	<b>0</b>
<b>Total Expenditures</b>			<b>1,050,243</b>	<b>1,095,473</b>	<b>1,121,873</b>	<b>1,103,417</b>	<b>0</b>	<b>0</b>

Douglas County, Oregon  
 General Fund  
 Information Technology

PERSONNEL SERVICES					
	Actual	Actual	Revised	Budget	
	FTE	FTE	Budget	FY 18-19	
	FY 15-16	FY 16-17	FTE	FTE	Amount
IS and Building Facilities Director	0.80	0.80			
IS Director			0.90	0.80	87,323
IS Technical Support Manager	1.00	1.00	1.00	1.00	98,982
IS Project Manager	1.00	1.00	1.00	1.00	86,412
IS Tech Support Analyst 3	1.00	1.00	1.00	1.00	80,787
IS Tech Support Analyst 2	2.00	2.00	2.00	1.00	63,882
IS Tech Support Analyst 1				1.00	56,763
IS Support Services Manager	1.00	1.00	1.00	1.00	70,565
Information Systems Tech	2.00	2.00	2.00	2.00	99,880
Total Regular	<u>8.80</u>	<u>8.80</u>	<u>8.90</u>	<u>8.80</u>	<u>644,594</u>
PERS		26.55%, 38.18%			209,458
Social Security		7.65%			49,311
Worker's Compensation		0.75%			4,834
Unemployment		0.50%			3,223
Medical & Dental Insurance		\$1,400/mo			<u>147,840</u>
Total Personnel Services					<u><u>1,059,260</u></u>

**CANYONVILLE**  
**JUSTICE COURT**



Douglas County, Oregon  
 General Fund  
 Justice of the Peace - Canyonville (0025)

	Actual	Actual	Actual	Revised Budget	Proposed	Change	
	FY 14-15	FY 15-16	FY 16-17	FY 17-18	FY 18-19	Amount	%
<b><u>RESOURCES</u></b>							
Charges, Fees, Fines	551,413	577,579	615,738	550,000	600,000	50,000	9%
<b><u>REQUIREMENTS</u></b>							
Personnel Services	180,854	189,860	226,420	250,722	286,315	35,593	14%
Materials and Services	46,635	51,998	59,723	69,800	87,250	17,450	25%
Total	227,489	241,858	286,143	320,522	373,565	53,043	17%
<b>General Resource (Contribution) Required</b>	<b>(323,924)</b>	<b>(335,721)</b>	<b>(329,595)</b>	<b>(229,478)</b>	<b>(226,435)</b>	<b>(3,043)</b>	<b>-1%</b>
<b>Staffing FTE</b>	<b>3.80</b>	<b>3.80</b>	<b>4.20</b>	<b>4.00</b>	<b>4.60</b>	<b>0.60</b>	

Douglas County, Oregon  
General Fund  
Justice of the Peace - Canyonville

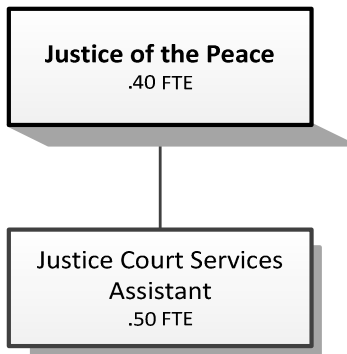
Department Detail

			Actual	Actual	Revised	Proposed	Approved	Adopted
			FY 15-16	FY 16-17	Budget	FY 18-19	FY 18-19	FY 18-19
					FY 17-18			
100-0025-2000-00	Court Costs, Fees & Charges	General	95,558	102,107	90,000	100,000		
100-0025-3000-02	Court Fines	Justice Court	481,942	513,631	460,000	500,000		
100-0025-3879-00	Miscellaneous	General	79	0	0	0		
<b>Total Revenue</b>			<b>577,579</b>	<b>615,738</b>	<b>550,000</b>	<b>600,000</b>	<b>0</b>	<b>0</b>
100-0025-4000-00	Regular Employees	General	97,092	125,728	132,290	153,958		
100-0025-4030-00	Temporary Employees	General	11,104	0	0	0		
100-0025-4500-00	PERS	General	25,157	27,961	36,099	41,374		
100-0025-4510-00	Social Security	General	8,127	9,443	10,120	11,778		
100-0025-4520-00	Workers' Compensation	General	379	940	992	1,155		
100-0025-4530-00	Medical and Dental Insurance	General	47,678	61,971	70,560	77,280		
100-0025-4540-00	Unemployment	General	323	377	661	770		
<b>Total Personnel Services</b>			<b>189,860</b>	<b>226,420</b>	<b>250,722</b>	<b>286,315</b>	<b>0</b>	<b>0</b>
100-0025-5000-00	Legal Services	General	13,600	9,400	15,000	17,000		
100-0025-5700-03	Investigation and Prosecution	Witness Fees and Miles	15	47	200	500		
100-0025-5700-04	Investigation and Prosecution	Jury Fees and Mileage	0	821	750	2,000		
100-0025-6290-00	Software Purchases	General	0	199	500	500		
100-0025-6295-00	Equipment-Noninventory	General	0	186	1,000	4,500		
100-0025-6400-00	Land and Building Rent	General	12,841	12,841	15,000	17,400		
100-0025-6510-80	Equip/Vehicle Main & Repair	Office & Data Processing Equip	4,061	4,850	5,000	8,000		
100-0025-6680-01	Communication	Telephone	2,972	3,061	4,000	4,000		
100-0025-6685-01	Utilities	Electric	1,365	1,410	1,500	1,500		
100-0025-6685-02	Utilities	Heat	892	959	1,100	1,100		
100-0025-6685-04	Utilities	Garbage	0	160	400	400		
100-0025-6720-01	Fire/Liability Insurance	Liability Ins Interdept Charges	170	800	1,100	1,500		
100-0025-7400-00	Office Supplies and Expenses	General	4,049	3,933	4,000	4,000		
100-0025-7410-00	Postage	General	1,987	2,881	3,000	5,000		
100-0025-7500-00	Subscriptions & Periodicals	General	0	0	1,000	1,000		
100-0025-7560-00	Conventions, Schools, Seminars	General	315	3,603	1,000	1,000		
100-0025-7580-00	Dues and Memberships	General	150	343	250	350		
100-0025-7900-04	Miscellaneous	Bank Card Fees	9,581	14,229	15,000	17,500		
<b>Total Materials and Services</b>			<b>51,998</b>	<b>59,723</b>	<b>69,800</b>	<b>87,250</b>	<b>0</b>	<b>0</b>
<b>Total Expenditures</b>			<b>241,858</b>	<b>286,143</b>	<b>320,522</b>	<b>373,565</b>	<b>0</b>	<b>0</b>

Douglas County, Oregon  
 General Fund  
 Justice of the Peace - Canyonville

PERSONNEL SERVICES					
	Actual FTE FY 15-16	Actual FTE FY 16-17	Revised Budget FTE FY 17-18	Budget FY 18-19	
				FTE	Amount
Justice of the Peace	1.00	1.20	1.20	1.10	47,018
Justice Court Assistant 2			2.00	2.50	81,746
Justice Court Assistant 1			0.80	1.00	25,194
Department Assistant 4	2.00	3.00			
Department Assistant 2	0.80				
Total Regular	<u>3.80</u>	<u>4.20</u>	<u>4.00</u>	<u>4.60</u>	<u>153,958</u>
PERS		26.55%, 38.18%			41,374
Social Security		7.65%			11,778
Worker's Compensation		0.75%			1,155
Unemployment		0.50%			770
Medical & Dental Insurance		\$1,400/mo			<u>77,280</u>
Total Personnel Services					<u><u>286,315</u></u>

**GLENDALE**  
**JUSTICE COURT**



Douglas County, Oregon  
 General Fund  
 Justice of the Peace - Glendale (0010)

	Actual	Actual	Actual	Revised Budget	Proposed	Change	
	FY 14-15	FY 15-16	FY 16-17	FY 17-18	FY 18-19	Amount	%
<b><u>RESOURCES</u></b>							
Charges, Fees, Fines	63,609	66,630	56,563	72,000	12,000	(60,000)	-83%
<b><u>REQUIREMENTS</u></b>							
Personnel Services	125,065	113,000	104,228	110,324	59,309	(51,015)	-46%
Materials and Services	29,485	20,490	20,961	22,845	11,315	(11,530)	-50%
Total	154,550	133,490	125,189	133,169	70,624	(62,545)	-47%
<b>General Resource (Contribution) Required</b>	<b>90,941</b>	<b>66,860</b>	<b>68,626</b>	<b>61,169</b>	<b>58,624</b>	<b>(2,545)</b>	<b>-4%</b>
<b>Staffing FTE</b>	<b>2.35</b>	<b>2.35</b>	<b>1.65</b>	<b>1.65</b>	<b>0.90</b>	<b>(0.75)</b>	

Douglas County, Oregon  
General Fund  
Justice of the Peace - Glendale

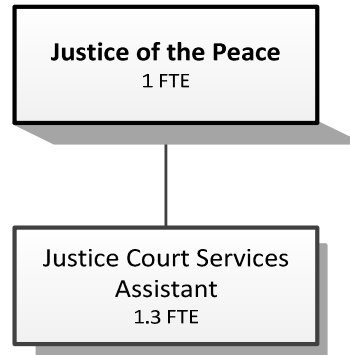
Department Detail

			Actual	Actual	Revised	Proposed	Approved	Adopted
			FY 15-16	FY 16-17	Budget	FY 18-19	FY 18-19	FY 18-19
100-0010-2000-00	Court Costs, Fees & Charges	General	7,412	6,818	12,000	2,000		
100-0010-3000-02	Court Fines	Justice Court	58,455	49,067	60,000	10,000		
100-0010-3879-00	Miscellaneous	General	763	678	0	0		
<b>Total Revenue</b>			<b>66,630</b>	<b>56,563</b>	<b>72,000</b>	<b>12,000</b>	<b>0</b>	<b>0</b>
100-0010-4000-00	Regular Employees	General	59,644	54,369	56,245	31,156		
100-0010-4500-00	PERS	General	17,579	15,775	18,833	10,260		
100-0010-4510-00	Social Security	General	4,482	4,030	4,303	2,383		
100-0010-4520-00	Workers' Compensation	General	209	407	422	234		
100-0010-4530-00	Medical and Dental Insurance	General	30,908	29,484	30,240	15,120		
100-0010-4540-00	Unemployment	General	178	163	281	156		
<b>Total Personnel Services</b>			<b>113,000</b>	<b>104,228</b>	<b>110,324</b>	<b>59,309</b>	<b>0</b>	<b>0</b>
100-0010-5000-00	Legal Services	General	1,400	1,000	2,400	0		
100-0010-5700-03	Investigation and Prosecution	Witness Fees and Miles	0	0	200	0		
100-0010-5700-04	Investigation and Prosecution	Jury Fees and Mileage	0	0	500	0		
100-0010-6290-00	Software Purchases	General	0	0	30	0		
100-0010-6295-00	Equipment-Noninventory	General	349	95	0	0		
100-0010-6400-00	Land and Building Rent	General	6,600	6,600	6,720	3,600		
100-0010-6510-80	Equip/Vehicle Main & Repair	Office & Data Processing Equip	2,705	2,862	2,800	1,400		
100-0010-6680-01	Communication	Telephone	3,266	3,327	3,600	1,800		
100-0010-6685-01	Utilities	Electric	886	939	1,000	500		
100-0010-6685-02	Utilities	Heat	1,289	1,458	1,300	650		
100-0010-6685-03	Utilities	Water and Sewer	746	937	815	420		
100-0010-6720-01	Fire/Liability Insurance	Liability Ins Interdept Charges	110	550	410	275		
100-0010-7400-00	Office Supplies and Expenses	General	949	464	600	300		
100-0010-7410-00	Postage	General	0	0	700	350		
100-0010-7500-00	Subscriptions, Books	General	0	0	200	100		
100-0010-7560-00	Conventions, Schools	General	599	650	500	300		
100-0010-7580-00	Dues and Memberships	General	270	270	270	120		
100-0010-7900-04	Miscellaneous	Bank Card Fees	1,321	1,809	800	1,500		
<b>Total Materials and Services</b>			<b>20,490</b>	<b>20,961</b>	<b>22,845</b>	<b>11,315</b>	<b>0</b>	<b>0</b>
<b>Total Expenditures</b>			<b>133,490</b>	<b>125,189</b>	<b>133,169</b>	<b>70,624</b>	<b>0</b>	<b>0</b>

Douglas County, Oregon  
 General Fund  
 Justice of the Peace - Glendale (0010)

PERSONNEL SERVICES					
	Actual FTE FY 15-16	Actual FTE FY 16-17	Revised Budget FTE FY 17-18	Budget FY 18-19	
				FTE	Amount
Justice of the Peace	1.00	0.80	0.80	0.40	17,098
Justice Court Assistant 1			0.85	0.50	14,058
Department Assistant 4	1.35	0.85			
Total Regular	<u>2.35</u>	<u>1.65</u>	<u>1.65</u>	<u>0.90</u>	<u>31,156</u>
PERS		26.55%, 38.18%			10,260
Social Security		7.65%			2,383
Worker's Compensation		0.75%			234
Unemployment		0.50%			156
Medical & Dental Insurance		\$1,400/mo			<u>15,120</u>
Total Personnel Services					<u><u>59,309</u></u>

**REEDSPORT**  
**JUSTICE COURT**



Douglas County, Oregon  
 General Fund  
 Justice of the Peace - Reedsport (0020)

	Actual	Actual	Actual	Revised	Proposed	Change	
	FY 14-15	FY 15-16	FY 16-17	Budget FY 17-18	FY 18-19	Amount	%
<b><u>RESOURCES</u></b>							
Charges, Fees, Fines	133,373	130,150	110,913	166,693	185,320	18,627	11%
<b><u>REQUIREMENTS</u></b>							
Personnel Services	151,461	144,413	119,250	142,668	150,241	7,573	5%
Materials and Services	26,915	20,262	19,988	22,905	30,270	7,365	32%
Total	178,376	164,675	139,238	165,573	180,511	14,938	9%
<b>General Resource (Contribution) Required</b>	<b>45,003</b>	<b>34,525</b>	<b>28,325</b>	<b>(1,120)</b>	<b>(4,809)</b>	<b>3,689</b>	
<b>Staffing FTE</b>	<b>2.55</b>	<b>2.55</b>	<b>1.80</b>	<b>2.30</b>	<b>2.30</b>		

Douglas County, Oregon  
General Fund  
Justice of the Peace - Reedsport (0020)

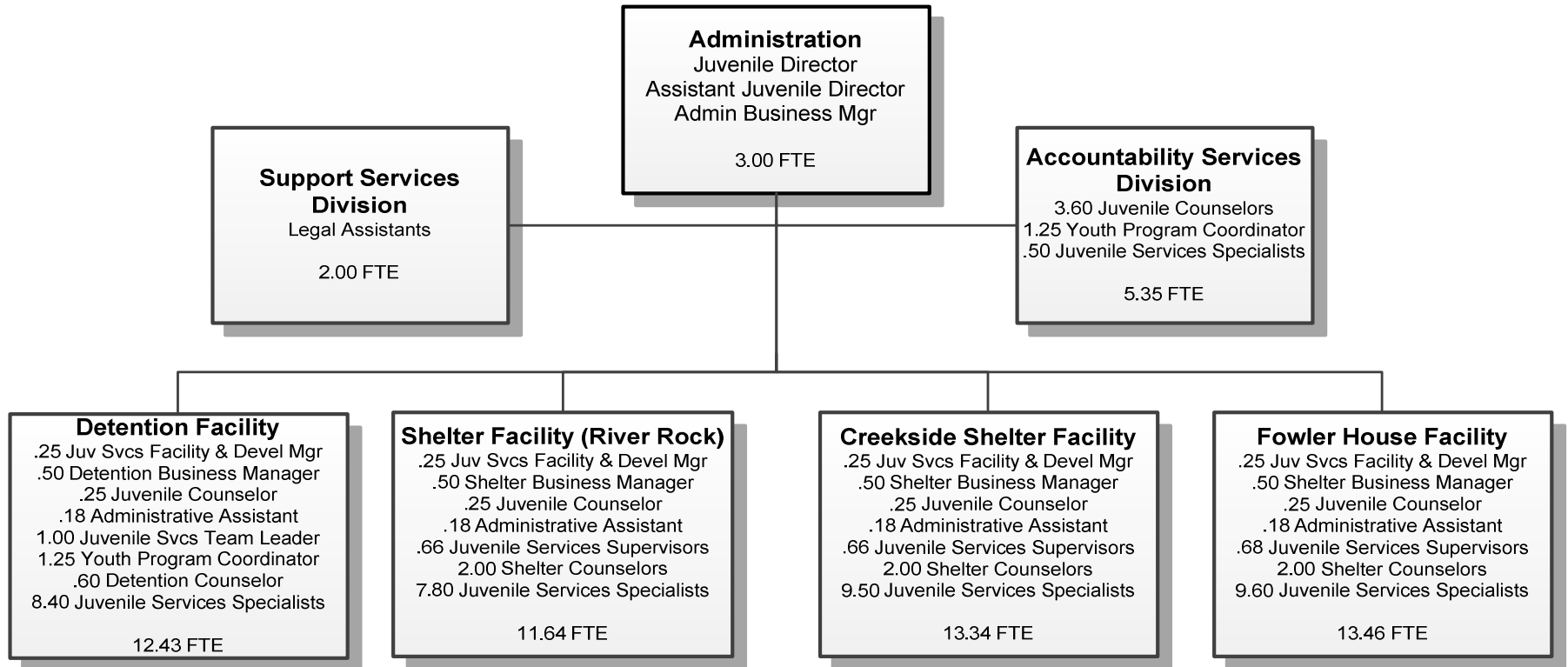
Department Detail

			Revised					
			Actual	Actual	Budget	Proposed	Approved	Adopted
			FY 15-16	FY 16-17	FY 17-18	FY 18-19	FY 18-19	FY 18-19
100-0020-2000-00	Court Costs, Fees & Charges	General	12,582	8,429	14,222	15,200		
100-0020-2000-03	Court Costs, Fees & Charges	Offense Surcharge	757	125	0	125		
100-0020-2000-04	Court Costs, Fees & Charges	Court Appt Attorney Fees	3,253	3,099	3,500	5,000		
100-0020-3000-02	Court Fines	Justice Court	113,554	99,256	148,921	164,995		
100-0020-3879-00	Miscellaneous	General	4	4	50	0		
<b>Total Revenue</b>			<b>130,150</b>	<b>110,913</b>	<b>166,693</b>	<b>185,320</b>	<b>0</b>	<b>0</b>
100-0020-4000-00	Regular Employees	General	77,326	62,927	76,924	82,444		
100-0020-4500-00	PERS	General	19,160	18,542	25,298	26,860		
100-0020-4510-00	Social Security	General	5,208	4,361	5,884	6,307		
100-0020-4520-00	Workers' Compensation	General	270	471	577	618		
100-0020-4530-00	Medical and Dental Insurance	General	42,218	32,760	33,600	33,600		
100-0020-4540-00	Unemployment	General	231	189	385	412		
<b>Total Personnel Services</b>			<b>144,413</b>	<b>119,250</b>	<b>142,668</b>	<b>150,241</b>	<b>0</b>	<b>0</b>
100-0020-5000-00	Legal Services	General	5,600	8,200	7,200	7,200		
100-0020-5099-00	Other Professional Services	General	25	0	200	200		
100-0020-5700-03	Investigation and Prosecution	Witness Fees and Miles	0	0	150	100		
100-0020-5700-04	Investigation and Prosecution	Jury Fees and Mileage	131	0	500	250		
100-0020-6290-00	Software Purchases	General	29	178	300	400		
100-0020-6295-00	Equipment-Noninventory	General	0	569	725	2,420		
100-0020-6510-02	Equip/Vehicle Main & Repair	Equipment Service Contracts	848	706	700	725		
100-0020-6510-80	Equip/Vehicle Main & Repair	Office & DP Equip	4,746	4,862	4,800	5,000		
100-0020-6680-01	Communication	Telephone	1,529	1,484	1,400	1,500		
100-0020-6720-01	Fire/Liability Insurance	Liability Ins Interdept Charges	110	550	480	650		
100-0020-7400-00	Office Supplies and Expenses	General	1,008	456	1,000	1,000		
100-0020-7410-00	Postage	General	2,335	658	2,300	2,300		
100-0020-7500-00	Subscriptions & Periodicals	General	0	7	200	700		
100-0020-7550-00	Travel	General	414	166	200	200		
100-0020-7560-00	Conventions, Schools, Seminars	General	2,208	1,664	2,100	2,100		
100-0020-7580-00	Dues and Memberships	General	300	225	350	300		
100-0020-7850-00	Pre-employment Testing	General	0	0	100	25		
100-0020-7900-00	Miscellaneous	General	0	0	0	5,000		
100-0020-7900-04	Miscellaneous	Bank Card Fees	979	263	200	200		
<b>Total Materials and Services</b>			<b>20,262</b>	<b>19,988</b>	<b>22,905</b>	<b>30,270</b>	<b>0</b>	<b>0</b>
<b>Total Expenditures</b>			<b>164,675</b>	<b>139,238</b>	<b>165,573</b>	<b>180,511</b>	<b>0</b>	<b>0</b>

Douglas County, Oregon  
 General Fund  
 Justice of the Peace - Reedsport (0020)

PERSONNEL SERVICES					
	Actual	Actual	Revised	Budget	
	FTE	FTE	Budget	FY 18-19	
	FY 15-16	FY 16-17	FTE	FTE	Amount
Justice of the Peace	1.00	1.00	1.00	1.00	42,744
Justice Court Assistant 1			1.30	0.50	13,572
Justice Court Assistant 2				0.80	26,128
Department Assistant 4	1.55	0.80			
Total Regular	<u>2.55</u>	<u>1.80</u>	<u>2.30</u>	<u>2.30</u>	<u>82,444</u>
PERS		26.55%, 38.18%			26,860
Social Security		7.65%			6,307
Worker's Compensation		0.75%			618
Unemployment		0.50%			412
Medical & Dental Insurance		\$1,400/mo			<u>33,600</u>
Total Personnel Services					<u><u>150,241</u></u>

# JUVENILE DEPARTMENT



Douglas County, Oregon  
 General Fund  
 Juvenile (0050)

	Actual FY 14-15	Actual FY 15-16	Actual FY 16-17	Revised Budget FY 17-18	Proposed FY 18-19	Change	
						Amount	%
<b><u>GENERAL OPERATIONS</u></b>							
<b><u>RESOURCES</u></b>							
Designated Fund Balance ( <i>Pitchford</i> )					500,000	500,000	100%
Intergovernmental Revenues	662,156	627,338	641,259	1,138,067	702,831	(435,236)	-38%
Charges, Fees	<u>739,842</u>	<u>1,603,233</u>	<u>2,586,720</u>	<u>4,361,958</u>	<u>4,094,709</u>	<u>(267,249)</u>	<u>-6%</u>
Total	<u>1,401,998</u>	<u>2,230,571</u>	<u>3,227,979</u>	<u>5,500,025</u>	<u>5,297,540</u>	<u>(202,485)</u>	<u>-4%</u>
<b><u>REQUIREMENTS</u></b>							
Personnel Services	2,492,251	3,160,343	4,016,600	4,745,027	4,971,650	226,623	5%
Materials and Services	436,266	474,905	599,593	629,528	623,033	(6,495)	-1%
Capital Outlay	<u>259,608</u>	<u>76,089</u>	<u>381,422</u>	<u>505,500</u>	<u>500,000</u>	<u>(5,500)</u>	<u>-1%</u>
Total	<u>3,188,125</u>	<u>3,711,337</u>	<u>4,997,615</u>	<u>5,880,055</u>	<u>6,094,683</u>	<u>214,628</u>	<u>4%</u>
<b>General Resource Contribution Required</b>	<b>1,786,127</b>	<b>1,480,766</b>	<b>1,769,636</b>	<b>380,030</b>	<b>797,143</b>	<b>417,113</b>	<b>110%</b>
<b><u>Title IV-E, Build our Kids, USFS &amp; BLM Title II</u></b>							
<b><u>RESOURCES</u></b>							
Beginning Balance - Restricted Use	205,464	122,769	123,309	80,000	53,500		
Federal/State/Local Assistance	<u>181,449</u>	<u>182,448</u>	<u>96,763</u>	<u>65,000</u>	<u>50,000</u>		
Total	<u>386,913</u>	<u>305,217</u>	<u>220,072</u>	<u>145,000</u>	<u>103,500</u>		
<b><u>REQUIREMENTS</u></b>							
Personnel Services	97,210	153,664	86,644	50,000	40,000		
Materials and Services	166,934	28,244	31,045	42,000	47,000		
Capital Outlay			2,599				
Total	<u>264,144</u>	<u>181,908</u>	<u>120,288</u>	<u>92,000</u>	<u>87,000</u>		
Ending Balance - Restricted Use	122,769	123,309	99,784	53,000	16,500		
<b><u>TOTAL DEPARTMENT</u></b>							
Revenues	<u>1,583,447</u>	<u>2,413,019</u>	<u>3,324,742</u>	<u>5,565,025</u>	<u>4,847,540</u>		
Expenditures:							
Personnel Services	2,589,461	3,314,007	4,103,244	4,795,027	5,011,650		
Materials and Services	603,200	503,149	630,638	671,528	670,033		
Capital Outlay	<u>259,608</u>	<u>76,089</u>	<u>384,021</u>	<u>505,500</u>	<u>500,000</u>		
Total Expenditures	<u>3,452,269</u>	<u>3,893,245</u>	<u>5,117,903</u>	<u>5,972,055</u>	<u>6,181,683</u>		
<b>Staffing FTE</b>	<b>40.50</b>	<b>51.43</b>	<b>61.72</b>	<b>61.42</b>	<b>61.22</b>	<b>(0.20)</b>	
Capital Outlay - Pitchford Ranch					<u>500,000</u>		

Douglas County, Oregon  
General Fund  
Juvenile

Department Detail

			Actual	Actual	Revised	Proposed	Approved	Adopted
			FY 15-16	FY 16-17	Budget	FY 18-19	FY 18-19	FY 18-19
100-0050-2130-00	Juvenile Placement Fees	General	114,345	114,345	114,345	114,345		
100-0050-2130-02	Juvenile Placement Fees	OYA Placement Fees	467,204	940,056	1,238,790	1,209,278		
100-0050-2130-03	Juvenile Placement Fees	DHS Placement Fees	666,401	1,162,542	2,461,579	2,287,518		
100-0050-2130-04	Juvenile Placement Fees	Miscellaneous Placements	0	711	32,440	17,768		
100-0050-2130-05	Juvenile Placement Fees	DC Mental Health	29,719	2,034	20,679	5,000		
100-0050-2130-07	Juvenile Placement Fees	Josephine Placements	119,147	114,448	114,345	0		
100-0050-2130-08	Juvenile Placement Fees	DHS 1:1 Placements	20,197	71,700	211,080	313,600		
100-0050-2400-00	Outside Sales & Services	General	31,200	31,200	31,200	31,200		
100-0050-3020-00	Jail Statutory Assessment	General	128,902	124,862	112,500	109,000		
100-0050-3030-00	Restitution	General	0	400	0	0		
100-0050-3190-05	Fed-Other Assistance	US Bureau of Land Management	59,786	0	0	0		
100-0050-3190-13	Fed-Other Assistance	US Forest Service	17,700	0	0	0		
100-0050-3220-15	State/Fed-Adult/Family Ser Div	Title 19 - BRS Residential	62,809	47,965	29,280	70,400		
100-0050-3240-02	State/Fed-OYA	Diversion Funds	221,219	221,219	221,219	227,088		
100-0050-3290-00	State/Fed-Other Assistance	General	104,962	92,665	50,000	40,000		
100-0050-3290-25	State/Fed-Other Assistance	Maintenance Claims	0	4,098	15,000	10,000		
100-0050-3290-50	State/Fed-Other Assistance	School Breakfast/Lunch Program	79,335	99,979	107,573	142,116		
100-0050-3300-00	State-Health Division	General	0	0	500,000	0		
100-0050-3340-10	State-Oregon Youth Authority	Juvenile Parole	9,989	5,380	7,500	7,500		
100-0050-3340-15	State-Oregon Youth Authority	Youth Care Center	199,181	211,910	217,690	200,922		
100-0050-3390-20	State-Other Assistance	OCCF-JCP Prevention	54,805	54,805	54,805	54,805		
100-0050-3840-00	Contributions and Donations	General	0	310	0	0		
100-0050-3875-00	Expense Reimbursement	General	0	84	0	0		
100-0050-3879-00	Miscellaneous	General	4,835	178	0	0		
100-0050-3879-35	Miscellaneous	Discovery Fees	21,283	23,851	25,000	7,000		
<b>Total Revenue</b>			<b>2,413,019</b>	<b>3,324,742</b>	<b>5,565,025</b>	<b>4,847,540</b>	<b>0</b>	<b>0</b>
100-0050-4000-00	Regular Employees	General	1,909,422	2,200,742	2,640,155	2,715,785		
100-0050-4030-00	Temporary Employees	General	198,527	461,679	289,478	376,338		
100-0050-4050-00	Overtime	General	50,064	59,450	52,000	60,000		
100-0050-4500-00	PERS	General	478,448	562,839	842,541	903,266		
100-0050-4510-00	Social Security	General	162,028	205,766	228,095	241,137		
100-0050-4520-00	Workers' Compensation	General	15,107	54,282	59,633	63,042		
100-0050-4520-01	Workers' Compensation	Workers Comp Claims	549	274	0	0		

Douglas County, Oregon  
General Fund  
Juvenile

Department Detail

			Actual	Actual	Revised	Proposed	Approved	Adopted
			FY 15-16	FY 16-17	Budget	FY 18-19	FY 18-19	FY 18-19
100-0050-4530-00	Medical and Dental Insurance	General	480,480	533,715	638,400	604,800		
100-0050-4540-00	Unemployment	General	19,382	24,497	44,725	47,282		
<b>Total Personnel Services</b>			<b>3,314,007</b>	<b>4,103,244</b>	<b>4,795,027</b>	<b>5,011,650</b>	<b>0</b>	<b>0</b>
100-0050-5000-00	Legal Services	General	0	198	500	500		
100-0050-5030-00	Physician Services	General	1,535	3,381	1,900	1,850		
100-0050-5030-05	Physician Services	YCC- Perscriptions	2,560	5,685	8,000	8,000		
100-0050-5099-00	Other Professional Services	General	23,232	25,092	26,850	13,450		
100-0050-5099-10	Other Professional Services	Adapt	22,500	22,500	0	0		
100-0050-5099-62	Other Professional Services	JCP Prevention (Options Counseling)	49,325	49,325	49,325	49,325		
100-0050-5099-63	Other Professional Services	Comm Hlth Alliance-Mental Hlth Tax	42,756	42,756	42,750	42,750		
100-0050-5099-64	Other Professional Services	Background Investigations	1,275	3,775	3,069	3,069		
100-0050-5370-30	Oregon Health/Welfare Contracts	Medicaid Match	0	6,667	0	35,200		
100-0050-5700-03	Investigation and Prosecution	Witness Fees and Miles	188	874	750	500		
100-0050-5800-00	Youth Services/Activities	General	0	504	0	0		
100-0050-5800-52	Youth Services/Activities	Treatment/Rec Activities	17,881	28,373	30,200	35,200		
100-0050-5800-53	Youth Services/Activities	Urinalysis Testing	1,316	1,563	1,500	1,500		
100-0050-5800-56	Youth Services/Activities	Work Crew Restitution	9,789	7,934	25,000	35,000		
100-0050-6100-00	Medical Supplies	General	4,921	5,680	7,125	7,125		
100-0050-6200-00	Food and Meals	General	114,604	194,726	221,481	147,096		
100-0050-6210-00	Clothing	General	4,679	4,707	3,800	3,800		
100-0050-6210-02	Clothing	Clothing-Reimbursed	0	5,295	8,000	8,000		
100-0050-6220-00	Household Expenses	General	16,650	22,939	16,100	16,600		
100-0050-6220-01	Household Expenses	Bedding	1,084	2,298	3,200	2,950		
100-0050-6290-00	Software Purchases	General	1,697	2,835	2,880	4,020		
100-0050-6295-00	Equipment-Noninventory	General	53,888	38,014	16,600	22,343		
100-0050-6295-01	Equipment-Noninventory	Equipment/Recreation	0	1,032	2,500	1,900		
100-0050-6299-00	Other Materials and Supplies	General	6,533	6,646	7,450	5,850		
100-0050-6500-00	Interdept Vehicle Expense	General	17,566	19,494	22,250	30,650		
100-0050-6550-00	Building and Grounds Main	General	4,213	4,851	4,200	3,800		
100-0050-6680-01	Communication	Telephone	5,127	4,203	5,920	6,885		
100-0050-6685-01	Utilities	Electric	7,106	10,217	15,000	15,500		
100-0050-6685-02	Utilities	Heat	3,574	5,598	8,000	7,550		
100-0050-6685-03	Utilities	Water and Sewer	908	1,735	2,000	2,400		

Douglas County, Oregon  
General Fund  
Juvenile


Department Detail

			Actual	Actual	Revised	Proposed	Approved	Adopted
			FY 15-16	FY 16-17	Budget	FY 18-19	FY 18-19	FY 18-19
					FY 17-18			
100-0050-6685-04	Utilities	Garbage	2,905	7,326	6,750	6,100		
100-0050-6685-05	Utilities	Sewer	300	1,102	1,500	2,400		
100-0050-6685-07	Utilities	Cable TV	1,727	3,078	4,000	4,400		
100-0050-6720-01	Fire/Liability Insurance	Liability Ins Interdept Charges	28,000	34,000	62,000	85,000		
100-0050-6720-06	Fire/Liability Insurance	Work Crew & Volunteers	491	411	600	450		
100-0050-7400-00	Office Supplies and Expenses	General	17,722	20,596	19,400	20,250		
100-0050-7410-00	Postage	General	1,970	1,635	4,436	4,086		
100-0050-7420-01	Duplicating Services	Photos, Photostats, Copying	4,425	2,987	3,030	2,630		
100-0050-7500-00	Subscriptions& Periodicals	General	514	1,437	1,925	800		
100-0050-7550-00	Travel	General	3,418	1,971	8,110	4,500		
100-0050-7560-00	Conventions & Seminars	General	6,756	4,733	6,460	12,637		
100-0050-7580-00	Dues and Memberships	General	2,329	2,267	2,267	2,267		
100-0050-7800-00	Legal Publication and Printing	General	0	0	500	500		
100-0050-7850-00	Pre-employment Testing	General	7,525	14,933	6,700	3,700		
100-0050-7900-00	Miscellaneous	General	171	0	0	0		
100-0050-7900-55	Miscellaneous	OYA Support	9,989	5,265	7,500	7,500		
<b>Total Materials and Services</b>			<b>503,149</b>	<b>630,638</b>	<b>671,528</b>	<b>670,033</b>	<b>0</b>	<b>0</b>
100-0050-8100-00	Buildings and Improvements	General	63,725	301,346	500,000	500,000		
100-0050-8200-00	Furniture and Equipment	General	0	52,511	5,500	0		
100-0050-8200-99	Furniture and Equipment	Noninventory	12,364	21,339	0	0		
100-0050-8300-00	Vehicles and Heavy Equipment	General	0	1,859	0	0		
100-0050-8300-99	Vehicles and Heavy Equipment	Noninventory	0	2,599	0	0		
100-0050-8800-00	Work in Progress	Miscellaneous	0	4,367	0	0		
<b>Total Capital Outlay</b>			<b>76,089</b>	<b>384,021</b>	<b>505,500</b>	<b>500,000</b>	<b>0</b>	<b>0</b>
<b>Total Expenditures</b>			<b>3,893,245</b>	<b>5,117,903</b>	<b>5,972,055</b>	<b>6,181,683</b>	<b>0</b>	<b>0</b>

Douglas County, Oregon  
 General Fund  
 Juvenile

PERSONNEL SERVICES					
	Actual	Actual	Revised	Budget	
	FTE	FTE	Budget	FY 18-19	
	FY 15-16	FY 16-17	FY 17-18	FTE	Amount
Juvenile Director	1.00	1.00	1.00	1.00	108,763
Assistant Director	1.00	1.00	1.00	1.00	97,875
Juv Srv Fac & Dev Mgr		1.00	1.00	1.00	75,853
Asst Juv Det/Shelter Mgr	1.00				
Youth Resident Services Manager	1.00				
Juvenile Services Supervisor		2.00	2.00	2.00	121,962
Division Business Manager	2.00	2.50	3.00	3.00	194,020
Juvenile Counselor 3	1.00	1.00	1.00	1.00	60,565
Juvenile Counselor 2	4.00	4.00	3.60	3.60	185,689
Juvenile Services Team Leader	1.00	1.00	4.00	1.00	47,838
Juvenile Services Specialist 2	14.20	18.80	17.20	19.00	739,941
Juvenile Services Specialist 1	14.00	14.80	13.80	16.80	553,550
Detention Shelter Counselor 3	1.00	1.00	1.00	1.00	53,430
Detention Shelter Counselor 2			1.00	1.00	47,216
Detention Shelter Counselor 1	4.00	6.60	5.60	4.60	212,520
Administrative Assistant	0.80	0.80		0.72	27,780
Youth Program Coordinator	1.70	2.50	2.50	2.50	109,305
Legal Assistant 2	1.00	1.00	1.00	1.00	42,536
Legal Assistant 1	2.73	2.72	2.72	1.00	36,942
Total Regular	<u>51.43</u>	<u>61.72</u>	<u>61.42</u>	<u>61.22</u>	<u>2,715,785</u>
Temporary					376,338
Overtime					60,000
PERS		26.55%, 38.18%			903,266
Social Security		7.65%			241,137
Worker's Compensation		2.00%			63,042
Unemployment		1.50%			47,282
Medical & Dental Insurance		\$1,400/mo			604,800
Total Personnel Services					<u>5,011,650</u>

# **MUSEUM**



Douglas County, Oregon  
General Fund  
Museum (6000)

	Actual	Actual	Actual	Revised	Proposed	Change	
	FY 14-15	FY 15-16	FY 16-17	Budget FY 17-18	FY 18-19	Amount	%
<b><u>TOTAL DEPARTMENT</u></b>							
<b><u>RESOURCES</u></b>							
Charges, Fees, Sales	153,738	159,732	190,240	192,500	237,500	45,000	
Contributions and Donations	4,941	26,542	15,273	11,500	1,500	(10,000)	
Intergovernmental Revenue		9,580		1,644		(1,644)	
Total	158,679	195,854	205,513	205,644	239,000	33,356	16%
<b><u>REQUIREMENTS</u></b>							
Personnel Services	333,304	280,678	240,519	176,620	170,114	(6,506)	
Materials and Services	111,000	149,747	148,931	188,754	204,224	15,470	
Capital Outlay		3,249					
Total	444,304	433,674	389,450	365,374	374,338	8,964	2%
<b>General Resource Contribution Required</b>	<b>285,625</b>	<b>237,820</b>	<b>183,937</b>	<b>159,730</b>	<b>135,338</b>	<b>(24,392)</b>	<b>-15%</b>
<b>Staffing FTE</b>	<b>4.50</b>	<b>3.22</b>	<b>2.50</b>	<b>1.60</b>	<b>1.70</b>	<b>0.10</b>	
<b><u>MUSEUM GENERAL OPERATIONS</u></b>							
Fees and Admissions / Donations	(43,287)	(59,959)	(54,620)	(43,000)	(43,000)		
Requirements	311,408	288,158	263,163	198,974	232,150	33,176	
General Resource Contribution Required	268,121	228,199	208,543	155,974	189,150	33,176	21%
<b><u>COASTAL MUSEUM</u></b>							
Lighthouse Tours / Donations / Gift Shop Sales	(115,392)	(107,881)	(144,571)	(161,000)	(196,000)	(35,000)	
Requirements	127,457	94,792	101,438	139,756	142,188	2,432	
General Resource Contribution Required	12,065	(13,089)	(43,133)	(21,244)	(53,812)	(32,568)	153%
<b><u>GRANTS, LOCAL ASSISTANCE AND SPECIAL PROJECTS</u></b>							
Transfer In - Title III							
Contributions & Donations - Museum Foundation		(28,014)	(6,322)	(1,644)		1,644	
Requirements	5,439	50,724	24,849	26,644		(26,644)	
General Resource Contribution Required	5,439	22,710	18,527	25,000		(25,000)	-100%
<b>Total General Resource Contribution Required</b>	<b>285,625</b>	<b>237,820</b>	<b>183,937</b>	<b>159,730</b>	<b>135,338</b>	<b>(24,392)</b>	<b>-15%</b>

Douglas County, Oregon  
General Fund  
Museum

Department Detail

			Actual	Actual	Revised	Proposed	Approved	Adopted
			FY 15-16	FY 16-17	Budget	FY 18-19	FY 18-19	FY 18-19
					FY 17-18			
100-6000-2750-00	Fees and Admissions	General	28,363	63,652	70,000	80,000		
100-6000-2750-02	Fees and Admissions	Lighthouse Tours	20,784	9,716	0	0		
100-6000-2750-30	Fees and Admissions	Memberships	6,178	5,406	5,000	5,000		
100-6000-2750-35	Fees and Admissions	School Groups	4,537	3,971	0	0		
100-6000-3395-00	Local Assistance	General	9,580	0	1,644	0		
100-6000-3820-03	Rents, Leases and Royalties	Land & Buildings	2,901	4,689	3,000	3,000		
100-6000-3840-00	Contributions and Donations	General	4,684	7,621	1,500	1,500		
100-6000-3840-02	Contributions and Donations	Museum Foundation	21,858	6,322	0	0		
100-6000-3840-03	Contributions and Donations	Lighthouse	0	1,330	10,000	0		
100-6000-3870-01	Other Sales	Gift Shop Sales	92,135	99,631	111,500	146,500		
100-6000-3879-01	Miscellaneous	Photographic Services	4,127	3,175	3,000	3,000		
100-6000-3879-90	Miscellaneous	Subrogating Claim Recovery	707	0	0	0		
<b>Total Revenue</b>			<b>195,854</b>	<b>205,513</b>	<b>205,644</b>	<b>239,000</b>	<b>0</b>	<b>0</b>
100-6000-4000-00	Regular Employees	General	142,952	100,174	57,551	65,753		
100-6000-4030-00	Temporary Employees	General	49,568	68,687	67,844	56,535		
100-6000-4500-00	PERS	General	33,652	27,426	22,637	19,532		
100-6000-4510-00	Social Security	General	15,050	13,292	9,593	9,355		
100-6000-4520-00	Workers' Compensation	General	674	1,262	941	917		
100-6000-4530-00	Medical and Dental Insurance	General	37,635	28,665	16,800	16,800		
100-6000-4540-00	Unemployment	General	1,147	1,013	1,254	1,222		
<b>Total Personnel Services</b>			<b>280,678</b>	<b>240,519</b>	<b>176,620</b>	<b>170,114</b>	<b>0</b>	<b>0</b>
100-6000-5050-00	Security Services	General	887	816	1,000	1,000		
100-6000-5099-00	Other Professional Services	General	13,323	8,310	26,644	0		
100-6000-6290-00	Software Purchases	General	885	1,651	260	200		
100-6000-6295-00	Equipment-Noninventory	General	1,009	867	1,500	6,524		
100-6000-6299-00	Other Materials and Supplies	General	727	10,469	1,400	1,500		
100-6000-6299-01	Other Materials and Supplies	Museum Exhibits	49	156	0	0		
100-6000-6299-02	Other Materials and Supplies	Store Purchases	45,604	59,918	58,500	83,500		
100-6000-6299-03	Other Materials and Supplies	Curatorial Supplies	1,243	1,065	750	11,000		
100-6000-6299-04	Other Materials and Supplies	Gift Shop	745	207	250	20,000		
100-6000-6299-10	Other Materials and Supplies	Educational Supplies	575	256	0	0		
100-6000-6500-00	Interdept Vehicle Expense	General	2,691	2,728	2,000	3,000		

Douglas County, Oregon  
General Fund  
Museum

Department Detail

			Actual	Actual	Revised	Proposed	Approved	Adopted
			FY 15-16	FY 16-17	Budget	FY 18-19	FY 18-19	FY 18-19
					FY 17-18			
100-6000-6510-80	Equip/Vehicle Main & Repair	Office & DP Equip	565	522	750	1,000		
100-6000-6550-00	Building and Grounds Main	General	27,836	4,685	27,000	3,000		
100-6000-6680-01	Communication	Telephone	4,142	4,357	5,500	5,500		
100-6000-6685-01	Utilities	Electric	26,527	28,390	32,600	35,000		
100-6000-6685-02	Utilities	Heat	4,400	4,218	6,000	6,000		
100-6000-6685-03	Utilities	Water and Sewer	5,782	5,127	6,500	6,500		
100-6000-6685-04	Utilities	Garbage	902	971	1,000	1,500		
100-6000-6685-08	Utilities	Cable TV-Caretakers	1,432	1,521	2,500	1,500		
100-6000-6720-01	Fire/Liability Insurance	Liability Ins Interdept Charges	3,200	2,800	3,200	1,500		
100-6000-6720-02	Fire/Liability Insurance	Liability Insurance	1,369	1,384	1,400	1,500		
100-6000-7300-00	Advertising/Publicity	General	180	690	1,000	5,000		
100-6000-7400-00	Office Supplies and Expenses	General	1,717	3,769	3,500	2,000		
100-6000-7410-00	Postage	General	284	145	1,000	1,000		
100-6000-7900-00	Miscellaneous	General	107	0	0	0		
100-6000-7900-04	Miscellaneous	Bank Card Fees	3,566	3,909	4,500	6,500		
<b>Total Materials and Services</b>			<b>149,747</b>	<b>148,931</b>	<b>188,754</b>	<b>204,224</b>	<b>0</b>	<b>0</b>
100-6000-8200-99	Furniture and Equipment	Noninventory	3,249	0	0	0	0	0
<b>Total Capital Outlay</b>			<b>3,249</b>	<b>0</b>	<b>0</b>	<b>0</b>	<b>0</b>	<b>0</b>
<b>Total Expenditures</b>			<b>433,674</b>	<b>389,450</b>	<b>365,374</b>	<b>374,338</b>	<b>0</b>	<b>0</b>

Douglas County, Oregon  
General Fund  
Museum

PERSONNEL SERVICES					
	Actual	Actual	Revised	Budget	
	FTE	FTE	Budget	FY 18-19	
	FY 15-16	FY 16-17	FTE	FTE	Amount
Museum Director	1.00	1.00			
Museum Educator	0.50	0.50			
Museum Operations Technician	0.50	1.00	1.00	1.00	47,913
Museum Research Librarian	1.00				
Umpqua River Lighthouse/Curator	0.22				
Senior Department Assistant				0.70	17,840
Department Assistant 4			0.60		
Total Regular	<u>3.22</u>	<u>2.50</u>	<u>1.60</u>	<u>1.70</u>	<u>65,753</u>
Temporary					56,535
PERS		26.55%, 38.18%			19,532
Social Security		7.65%			9,355
Worker's Compensation		0.75%			917
Unemployment		1.00%			1,222
Medical & Dental Insurance		\$1,400/mo			<u>16,800</u>
Total Personnel Services					<u><u>170,114</u></u>

Douglas County, Oregon  
 General Fund  
 Nondepartmental (0900)

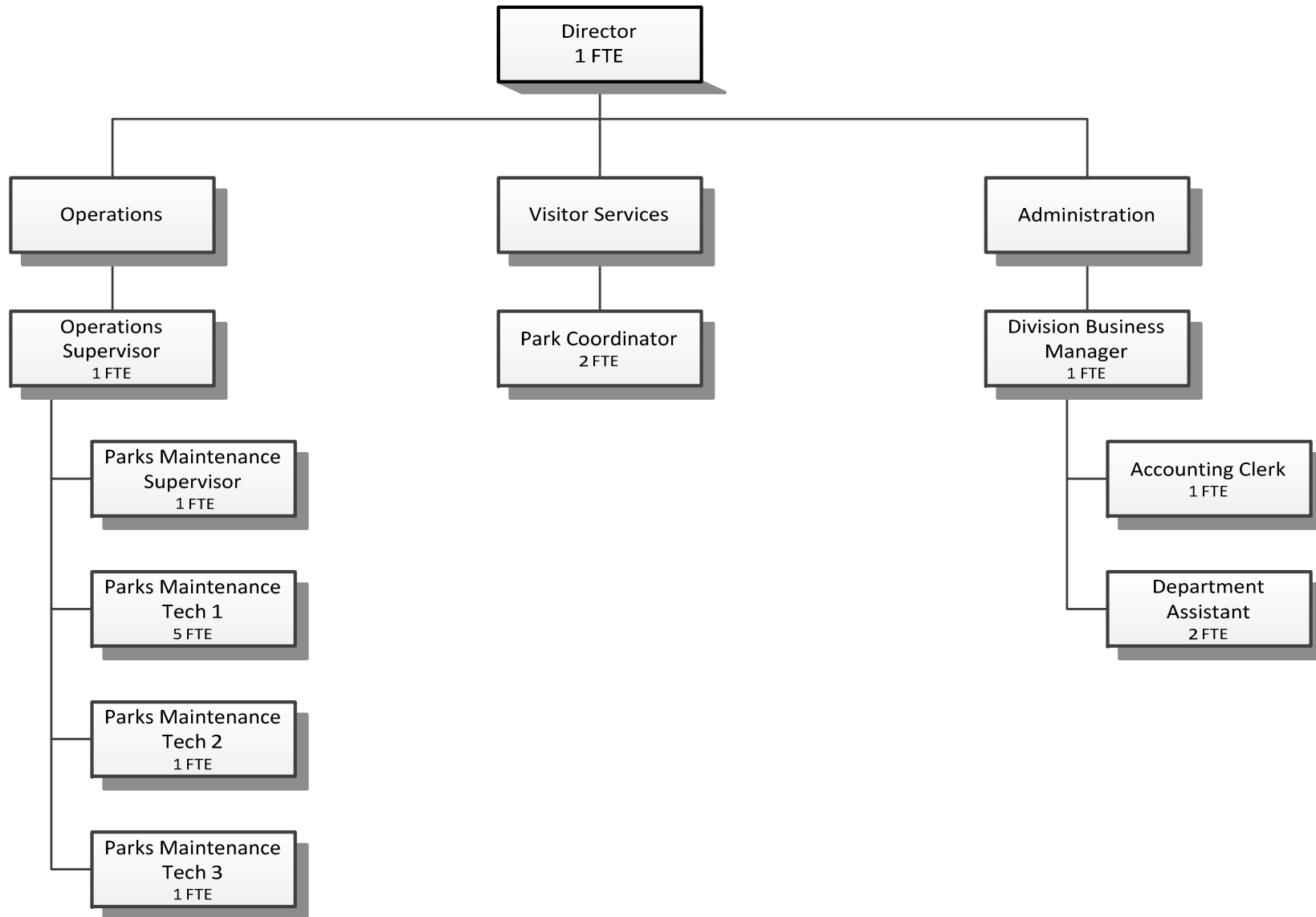
	Actual	Actual	Actual	Revised Budget	Proposed	Change	
	FY 14-15	FY 15-16	FY 16-17	FY 17-18	FY 18-19	Amount	%
<b><u>REQUIREMENTS</u></b>							
Materials and Services	472,919	614,525	1,229,177	1,403,000	1,730,000	327,000	23%
Capital Outlay		5,436	290,750	200,000		(200,000)	-100%
Total	472,919	619,961	1,519,927	1,603,000	1,730,000	127,000	8%
<b>General Resource Contribution Required</b>	472,919	619,961	1,519,927	1,603,000	1,730,000	127,000	8%

Douglas County, Oregon  
 General Fund  
 Nondepartmental

Department Detail

			Actual	Actual	Revised	Proposed	Approved	Adopted
			FY 15-16	FY 16-17	Budget	FY 18-19	FY 18-19	FY 18-19
					FY 17-18			
100-0900-5000-00	Legal Services	General	0	3,056	140,000	140,000		
100-0900-5099-00	Other Professional Services	General	121,160	168,787	180,000	180,000		
100-0900-5099-55	Other Professional Services	Mediation Services	70,911	87,257	90,000	90,000		
100-0900-5500-01	Intergov't Assistance	Aid to Cities	0	0	150,000	0		
100-0900-5500-10	Intergov't Assistance	Port of Umpqua (CBWR)	32,010	27,913	0	0		
100-0900-5500-18	Intergov't Assistance	Gardiner Sanitary	62,988	744,320	600,000	850,000		
100-0900-5500-60	Intergov't Assistance	DFPA-Rural Fire	0	0	0	225,000		
100-0900-6299-00	Other Materials and Supplies	General	0	0	10,000	10,000		
100-0900-6460-00	Software Rental	General	19,529	20,125	33,000	35,000		
100-0900-6680-01	Communication	Telephone	643	53	0	0		
100-0900-7580-00	Dues and Memberships	General	307,212	174,711	198,000	198,000		
100-0900-7800-00	Legal Publication and Printing	General	0	0	2,000	2,000		
100-0900-7900-00	Miscellaneous	General	72	2,955	0	0		
<b>Total Materials and Services</b>			<b>614,525</b>	<b>1,229,177</b>	<b>1,403,000</b>	<b>1,730,000</b>	<b>0</b>	<b>0</b>
100-0900-8100-99	Buildings and Improvements	General	5,436	290,750	200,000	0		
<b>Total Capital Outlay</b>			<b>5,436</b>	<b>290,750</b>	<b>200,000</b>	<b>0</b>	<b>0</b>	<b>0</b>
<b>Total Expenditures</b>			<b>619,961</b>	<b>1,519,927</b>	<b>1,603,000</b>	<b>1,730,000</b>	<b>0</b>	<b>0</b>

# **PARKS DEPARTMENT**



	Actual FY 14-15	Actual FY 15-16	Actual FY 16-17	Revised Budget FY 17-18	Proposed FY 18-19	Change	
						Amount	%
<b><u>GENERAL OPERATIONS</u></b>							
<b><u>RESOURCES</u></b>							
Intergovernmental Revenues	399,847	424,707	397,418	380,983	440,233	59,250	
Charges, Fees, Rents & Other Sales	736,529	972,396	1,161,420	1,351,742	1,783,080	431,338	
Total	1,136,376	1,397,103	1,558,838	1,732,725	2,223,313	490,588	28%
<b><u>REQUIREMENTS</u></b>							
Personnel Services	817,262	867,141	1,011,393	1,171,879	1,305,033	133,154	
Materials and Services	575,582	562,897	505,262	520,965	756,030	235,065	
Capital Outlay	13,490	18,795		39,881	47,000	7,119	
Total	1,406,334	1,448,833	1,516,655	1,732,725	2,108,063	375,338	22%
<b>General Resource (Contribution) Required</b>	269,958	51,730	(42,183)				
<i>Budgeted Central Service Reimbursement</i>					(115,250)	(115,250)	
<b><u>PARKS PROJECTS (restricted beginning FY16)</u></b>							
<b><u>RESOURCES</u></b>							
Beginning Balance - Restricted Use			1,503,559	972,600	400,000	(572,600)	
Intergovernmental Revenues	125,552	13,515	164,667	1,116,000	375,000	(741,000)	
Timber Sales, Sale of Surplus Property	25,000	1,886,298		450,000	1,000,000	550,000	
Total	150,552	1,899,813	164,667	2,538,600	1,775,000	(763,600)	-30%
<b><u>REQUIREMENTS</u></b>							
Materials and Services	16,209	133,338	96,148	25,600	271,680	246,080	
Capital Outlay	303,890	394,072	426,818	2,513,000	400,000	(2,113,000)	
Total	320,099	527,410	522,966	2,538,600	671,680	(1,866,920)	-74%
Unspent Land Sale Revenues previously undesignated		131,156					
Ending Balance - Restricted Use		1,503,559	1,145,260		1,103,320	1,103,320	
<b>General Resource (Contribution) Required</b>	169,547						
<b>TOTAL GENERAL RESOURCE CONTRIBUTION REQUIRED</b>							
<i>Resources (Over) Under Requirements, including Kanipe listed on following page</i>	575,556	67,886	(51,907)	20,000	(115,250)	(135,250)	

Department Overview continued on following page

	Actual	Actual	Actual	Revised	Proposed	Change	
	FY 14-15	FY 15-16	FY 16-17	Budget FY 17-18	FY 18-19	Amount	%
<b><u>KANIPE DEDICATED FUNDS</u></b>							
<b><u>RESOURCES</u></b>							
Beginning Balance - Restricted Use	53,638						
Intergovernmental and Other Revenues	26,274	38,266	37,597	33,191	34,538		
Donations	81,829	4,030	245				
Total	<u>161,741</u>	<u>42,296</u>	<u>37,842</u>	<u>33,191</u>	<u>34,538</u>		
<b><u>REQUIREMENTS</u></b>							
Personnel Services	36,444	37,736	10,711	28,940	24,637		
Materials and Services	34,089	16,927	17,407	24,251	9,901		
Capital Outlay	227,259	3,789					
Total	<u>297,792</u>	<u>58,452</u>	<u>28,118</u>	<u>53,191</u>	<u>34,538</u>		
Ending Balance - Restricted Use							
<b>General Resource Contribution Required</b>	136,051	16,156	(9,724)	20,000			
<b><u>TOTAL DEPARTMENT</u></b>							
Revenues	<u>1,395,031</u>	<u>3,339,212</u>	<u>1,761,347</u>	<u>3,331,916</u>	<u>3,632,851</u>		
Expenditures:							
Personnel Services	853,706	904,877	1,022,104	1,200,819	1,329,670		
Materials and Services	625,880	713,162	618,817	570,816	1,037,611		
Capital Outlay	544,639	416,656	426,818	2,552,881	447,000		
Total Expenditures	<u>2,024,225</u>	<u>2,034,695</u>	<u>2,067,739</u>	<u>4,324,516</u>	<u>2,814,281</u>		
<b>Staffing FTE</b>	<b>13.94</b>	<b>14.32</b>	<b>15.00</b>	<b>16.00</b>	<b>16.00</b>		

**Capital Outlay**

General Operations

Mower	28,000
Golf Cart	3,000
Trailer	6,000
Vehicles from Surplus	10,000

Parks Projects

River Forks - Playground Rehabilitation	50,000
River Forks - Restroom Restoration	200,000
Windy Cove B Rehabilitation	150,000
	<u>447,000</u>

Douglas County, Oregon  
General Fund  
Parks

Department Detail

			Actual	Actual	Revised	Proposed	Approved	Adopted
			FY 15-16	FY 16-17	Budget	FY 18-19	FY 18-19	FY 18-19
					FY 17-18			
100-6100-2450-08	Solid Waste Fees	Sewage Disposal Fees	1,550	1,635	2,000	1,500		
100-6100-2700-00	Camp Revenues	General	4,125	5,746	5,491	6,838		
100-6100-2700-01	Camp Revenues	Windy Cove A	76,185	75,410	95,000	95,000		
100-6100-2700-02	Camp Revenues	Windy Cove B	141,105	117,652	155,000	158,000		
100-6100-2700-03	Camp Revenues	Whistlers Bend	63,472	84,521	97,500	93,500		
100-6100-2700-04	Camp Revenues	Stanton Park	53,983	67,794	80,000	65,000		
100-6100-2700-05	Camp Revenues	Pass Creek Park	40,990	39,121	45,000	50,000		
100-6100-2700-06	Camp Revenues	Amacher Park	22,080	38,015	45,000	50,000		
100-6100-2700-07	Camp Revenues	Yurt Rentals	13,767	17,965	30,000	34,500		
100-6100-2700-08	Camp Revenues	Yurts Reservation Fees	1,610	2,304	3,000	3,000		
100-6100-2700-09	Camp Revenues	Chief Miwaleta Park	42,318	54,444	53,644	65,000		
100-6100-2700-10	Camp Revenues	Cabin Rentals-Miwaleta	29,012	23,095	45,000	35,000		
100-6100-2700-11	Camp Revenues	Cabin Reservations-Miwaleta	4,740	6,434	5,000	5,000		
100-6100-2700-12	Camp Revenues	Cabin Rentals-Windy Cove	19,190	20,013	30,000	30,000		
100-6100-2700-13	Camp Revenues	Umpqua Dunes	0	0	41,000	278,000		
100-6100-2700-14	Camp Revenues	Umpqua Dunes-Cabin Rentals	0	0	4,800	164,830		
100-6100-2700-15	Camp Revenues	Half Moon Bay	141,811	161,745	160,000	170,000		
100-6100-2700-18	Camp Revenues	Sand Camping-Coast	12,403	21,489	17,500	15,000		
100-6100-2700-31	Camp Revenues	Reserve Fees-Cabins-Windy B	800	750	1,000	1,000		
100-6100-2700-32	Camp Revenues	Reserve Fees-Windy Cove B	11,084	9,410	15,000	11,000		
100-6100-2700-33	Camp Revenues	Reserve Fees-Whistlers Bend	5,990	8,096	8,500	8,500		
100-6100-2700-34	Camp Revenues	Reserve Fees-Stanton Park	2,590	2,940	2,500	3,000		
100-6100-2700-35	Camp Revenues	Reserve Fees-Moon Bay	12,030	12,999	15,000	12,000		
100-6100-2700-36	Camp Revenues	Reserve Fees-Windy Cove A	5,935	5,631	5,000	5,000		
100-6100-2700-37	Camp Revenues	Reserve Fees-Amacher	610	710	600	1,000		
100-6100-2700-38	Camp Revenues	Reserve Fees-Pass Creek	590	1,810	600	2,000		
100-6100-2700-39	Camp Revenues	Reservation Fees - Kanipe	700	837	500	500		
100-6100-2700-40	Camp Revenues	Reservation Fees - Ump Dunes	0	0	1,248	14,000		
100-6100-2700-41	Camp Revenues	Reservation Fees - Ump Dunes Cabins	0	0	400	4,000		
100-6100-2700-75	Camp Revenues	Extra Vehicle Fees	5,928	8,923	10,000	10,000		
100-6100-2700-82	Camp Revenues	Non Camper Showers	3,135	4,099	4,000	4,000		
100-6100-2700-85	Camp Revenues	Laundromat	1,255	281	1,000	4,000		
100-6100-2750-01	Fees and Admissions	Whale Watching Viewer	1,842	2,027	1,000	1,000		
100-6100-2750-03	Fees and Admissions	Special Event Permits	13,776	12,788	32,000	17,000		
100-6100-2750-05	Fees and Admissions	Parking Fees	221,847	313,284	300,000	315,000		
100-6100-3030-00	Restitution	General	90	33	0	0		
100-6100-3290-43	State/Fed-Other Assistance	OR Parks & Recreation	63,338	56,748	74,983	74,983		

Douglas County, Oregon  
General Fund  
Parks

Department Detail

			Actual	Actual	Revised	Proposed	Approved	Adopted
			FY 15-16	FY 16-17	Budget	FY 18-19	FY 18-19	FY 18-19
					FY 17-18			
100-6100-3390-01	State-Other Assistance	Marine Board Grants	25,000	24,417	0	80,000		
100-6100-3390-02	State-Other Assistance	OR Marine Board	42,638	40,118	42,000	42,000		
100-6100-3390-71	State-Other Assistance	OR Parks & Recreation	13,515	140,250	1,116,000	295,000		
100-6100-3450-05	Shared Revenues	R.V. Licenses	310,357	317,565	279,000	338,250		
100-6100-3820-01	Rents, Leases and Royalties	Pavilion Rental	13,109	12,587	20,000	20,000		
100-6100-3820-03	Rents, Leases and Royalties	Land & Buildings	18,678	19,200	30,200	40,200		
100-6100-3820-07	Rents, Leases and Royalties	Early Reserve Fees-Pavilion	1,840	1,970	2,000	2,000		
100-6100-3820-09	Rents, Leases and Royalties	Helleck Hall	1,895	2,125	2,000	0		
100-6100-3820-12	Rents, Leases and Royalties	Reservation Fees - Helleck Hall	170	130	200	0		
100-6100-3840-00	Contributions and Donations	General	4,030	5,255	0	0		
100-6100-3870-00	Other Sales	General	414	294	250	250		
100-6100-3870-80	Other Sales	Sale of Inventory	0	0	0	5,000		
100-6100-3870-85	Other Sales	Sales of Surplus Property	1,418,267	0	450,000	1,000,000		
100-6100-3870-90	Other Sales	Standing Timber Sales	468,031	879	0	0		
100-6100-3879-00	Miscellaneous	General	1,109	16,640	2,000	2,000		
100-6100-3879-80	Miscellaneous	Cash Over/Short	528	1,417	0	0		
100-6100-3879-95	Miscellaneous	NSF Checks	(250)	(249)	0	0		
<b>Total Revenue</b>			<b>3,339,212</b>	<b>1,761,347</b>	<b>3,331,916</b>	<b>3,632,851</b>	<b>0</b>	<b>0</b>
100-6100-4000-00	Regular Employees	General	475,513	555,957	618,513	668,563		
100-6100-4030-00	Temporary Employees	General	54,028	48,417	54,354	97,000		
100-6100-4050-00	Overtime	General	4,063	1,940	3,000	5,000		
100-6100-4500-00	PERS	General	134,354	153,679	197,719	204,390		
100-6100-4510-00	Social Security	General	40,155	46,564	51,149	58,948		
100-6100-4520-00	Workers' Compensation	General	3,753	12,151	13,372	15,411		
100-6100-4520-01	Workers' Compensation	Workers Comp Claims	0	446	0	0		
100-6100-4530-00	Medical and Dental Insurance	General	189,794	199,290	256,050	268,800		
100-6100-4540-00	Unemployment	General	3,217	3,660	6,662	11,558		
<b>Total Personnel Services</b>			<b>904,877</b>	<b>1,022,104</b>	<b>1,200,819</b>	<b>1,329,670</b>	<b>0</b>	<b>0</b>
100-6100-5099-00	Other Professional Services	General	32,369	8,956	1,500	101,500		
100-6100-5099-03	Other Professional Services	Master Plan	50,000	0	0	0		
100-6100-6060-00	Tools	General	5,481	1,746	3,000	3,000		
100-6100-6065-00	Fuel and Oil	General	47,514	45,147	36,251	52,531		
100-6100-6290-00	Software Purchases	General	3,260	3,166	4,300	10,000		
100-6100-6295-00	Equipment-Noninventory	General	9,298	6,724	14,000	11,350		

Douglas County, Oregon  
General Fund  
Parks

Department Detail

			Actual	Actual	Revised	Proposed	Approved	Adopted
			FY 15-16	FY 16-17	Budget	FY 18-19	FY 18-19	FY 18-19
					FY 17-18			
100-6100-6299-00	Other Materials and Supplies	General	31,348	24,948	25,700	35,200		
100-6100-6400-00	Land and Building Rent	General	500	510	500	500		
100-6100-6450-00	Equipment/Vehicle Rent	General	4,409	276	1,500	1,500		
100-6100-6450-02	Equipment/Vehicle Rent	Copy Machines	230	335	300	500		
100-6100-6460-00	Software Rental	General	20,414	22,631	20,100	30,100		
100-6100-6510-00	Equip/Vehicle Main & Repair	General	0	2,271	0	2,500		
100-6100-6510-40	Equip/Vehicle Main & Repair	Vehicle Maintenance	20,477	21,687	16,000	28,000		
100-6100-6510-42	Equip/Vehicle Main & Repair	Equipment Maintenance	29,714	18,089	21,000	28,000		
100-6100-6550-00	Building and Grounds Main	General	105,597	90,873	67,515	227,680		
100-6100-6550-05	Building and Grounds Main	Custodial Supplies	21,298	11,863	16,000	25,000		
100-6100-6550-10	Building and Grounds Main	Structural M&R	15,258	3,226	7,000	25,500		
100-6100-6550-20	Building and Grounds Main	M&R Contracts	52,303	63,362	43,300	50,300		
100-6100-6680-01	Communication	Telephone	17,709	17,450	18,100	18,100		
100-6100-6685-01	Utilities	Electric	103,061	108,856	99,000	135,000		
100-6100-6685-02	Utilities	Heat	3,031	1,744	3,500	2,500		
100-6100-6685-03	Utilities	Water and Sewer	64,632	70,867	73,000	100,600		
100-6100-6685-04	Utilities	Garbage	37,941	49,243	53,100	65,250		
100-6100-6685-07	Utilities	Cable TV	2,350	2,555	2,500	2,500		
100-6100-6685-08	Utilities	Cable TV-Caretakers	592	0	0	0		
100-6100-6720-01	Fire/Liability Insurance	Liability Ins Interdept Charges	1,000	4,300	4,800	7,000		
100-6100-6850-00	License and Permit Fees	General	3,030	6,816	1,500	12,000		
100-6100-6870-00	Laboratory and Testing	General	4,236	4,019	3,750	1,750		
100-6100-7300-00	Advertising/Publicity	General	1,610	1,184	5,600	4,500		
100-6100-7400-00	Office Supplies and Expenses	General	4,126	2,518	5,750	10,500		
100-6100-7410-00	Postage	General	1,346	1,709	1,000	5,000		
100-6100-7420-01	Duplicating Services	Photos, Photostats, Copying	0	394	0	1,000		
100-6100-7550-00	Travel	General	0	435	500	2,500		
100-6100-7560-00	Conventions, Schools, Seminars	General	85	1,094	1,500	6,000		
100-6100-7580-00	Dues and Memberships	General	365	0	500	500		
100-6100-7800-00	Legal Publication and Printing	General	0	200	250	250		
100-6100-7820-00	Advisory Committee Expense	General	240	43	500	500		
100-6100-7850-00	Pre-employment Testing	General	1,008	1,190	500	1,000		
100-6100-7900-00	Miscellaneous	General	18	0	500	500		
100-6100-7900-01	Miscellaneous	Assessments	1,163	1,188	500	500		
100-6100-7900-04	Miscellaneous	Bank Card Fees	16,149	17,202	16,500	27,000		
<b>Total Materials and Services</b>			<b>713,162</b>	<b>618,817</b>	<b>570,816</b>	<b>1,037,611</b>	<b>0</b>	<b>0</b>

Douglas County, Oregon  
 General Fund  
 Parks

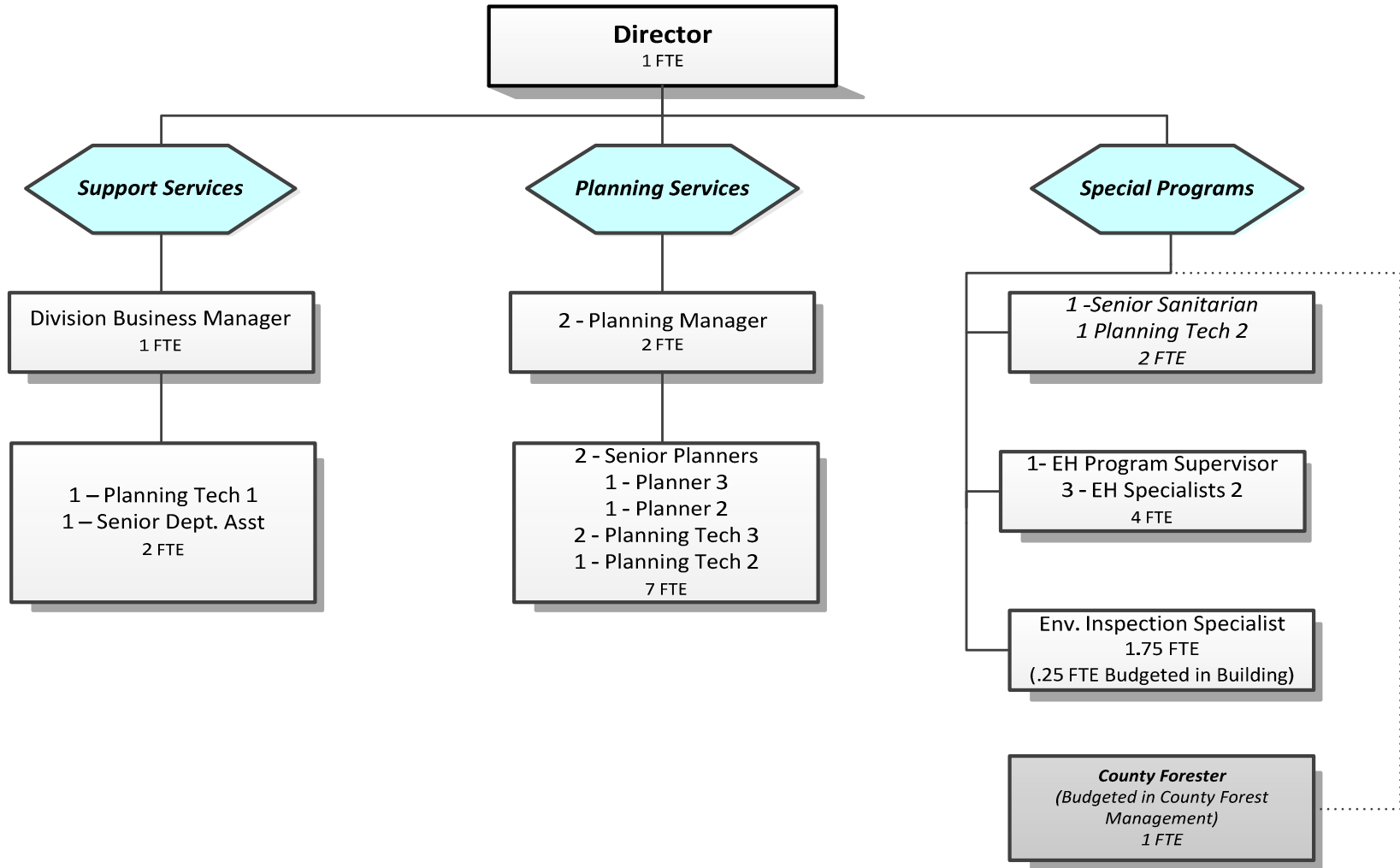
Department Detail

			Actual	Actual	Revised	Proposed	Approved	Adopted
			FY 15-16	FY 16-17	Budget	FY 18-19	FY 18-19	FY 18-19
					FY 17-18			
100-6100-8000-00	Land	General	0	0	1,500,000	0		
100-6100-8100-00	Buildings and Improvements	General	350,490	349,545	853,000	350,000		
100-6100-8100-99	Buildings and Improvements	Noninventory	3,789	0	150,000	0		
100-6100-8200-99	Furniture and Equipment	Noninventory	40,343	11,400	10,000	0		
100-6100-8300-00	Vehicles and Heavy Equipment	General	17,045	0	39,881	47,000		
100-6100-8300-99	Vehicles and Heavy Equipment	Noninventory	1,750	0	0	0		
100-6100-8800-00	Work in Progress	Miscellaneous	3,239	65,873	0	50,000		
<b>Total Capital Outlay</b>			<b>416,656</b>	<b>426,818</b>	<b>2,552,881</b>	<b>447,000</b>	<b>0</b>	<b>0</b>
<b>Total Expenditures</b>			<b>2,034,695</b>	<b>2,067,739</b>	<b>4,324,516</b>	<b>2,814,281</b>	<b>0</b>	<b>0</b>

Douglas County, Oregon  
 General Fund  
 Parks

PERSONNEL SERVICES					
	Actual	Actual	Revised	Budget	
	FTE	FTE	FTE	FY 18-19	
	FY 15-16	FY 16-17	FY 17-18	FTE	Amount
Park Director		1.00	1.00	1.00	92,969
Land and Park Director	0.20				
Park Operations Supervisor	1.00	1.00	1.00	1.00	58,282
Park Maintenance Supervisor				1.00	39,892
Park Campground Coordinator		2.00	2.00	2.00	77,928
Park Maintenance Technician 3	1.00	1.00	1.00	1.00	48,860
Park Maintenance Technician 2	1.00	1.00	1.00	1.00	36,358
Park Maintenance Technician 1	6.50	5.00	5.00	5.00	173,184
Park Caretaker	2.00	1.00	1.00		
Administrative Assistant	1.00	1.00	1.00		
Division Business Manager				1.00	49,563
Accounting Clerk 1			1.00	1.00	30,198
Senior Department Assistant			1.00	2.00	61,329
Department Assistant 4	1.00	2.00	1.00		
Department Assistant 3	0.62				
Total Regular	14.32	15.00	16.00	16.00	668,563
Temporary					97,000
Overtime					5,000
PERS		26.55%, 38.18%			204,390
Social Security		7.65%			58,948
Worker's Compensation		2.00%			15,411
Unemployment		1.50%			11,558
Medical & Dental Insurance		\$1,400/mo			268,800
Total Personnel Services					1,329,670

# **PLANNING DEPARTMENT**



Douglas County, Oregon  
General Fund  
Planning (0500)

	Actual FY 14-15	Actual FY 15-16	Actual FY 16-17	Revised Budget FY 17-18	Proposed FY 18-19	Change	
						Amount	%
<b><u>TOTAL DEPARTMENT RESOURCES</u></b>							
Charges for Services	740,853	1,001,390	1,103,950	1,058,500	1,332,928	274,428	26%
Intergovernmental Revenues	74,765	109,472	118,803	100,000	105,000	5,000	5%
Transfers In: Title III	81,000	89,900	83,000	85,000	87,500	2,500	3%
Total	896,618	1,200,762	1,305,753	1,243,500	1,525,428	281,928	23%
<b><u>REQUIREMENTS</u></b>							
Personnel Services	1,599,492	1,586,108	1,580,321	1,793,061	1,897,534	104,473	6%
Materials and Services	108,154	122,567	165,308	158,000	181,100	23,100	15%
Capital Outlay	4,671		4,747				
Total	1,712,317	1,708,675	1,750,376	1,951,061	2,078,634	127,573	7%
<b>General Resource Contribution Required</b>	<b>815,699</b>	<b>507,913</b>	<b>444,623</b>	<b>707,561</b>	<b>553,206</b>	<b>(154,355)</b>	<b>-22%</b>
<b>Staffing FTE</b>	<b>21.00</b>	<b>19.00</b>	<b>19.00</b>	<b>19.75</b>	<b>20.75</b>	<b>1.00</b>	
<b><u>PLANNING GENERAL OPERATIONS</u></b>							
Charges for Services	(290,209)	(482,383)	(506,682)	(466,600)	(718,788)	(252,188)	
Intergovernmental Revenues	(37,022)	(73,576)	(79,829)	(57,500)	(62,500)	(5,000)	
Transfer In: Title III	(81,000)	(89,900)	(83,000)	(85,000)	(87,500)	(2,500)	
Requirements	1,170,312	1,232,218	1,177,817	1,374,304	1,439,317	65,013	
General Resource Contribution Required	762,081	586,359	508,306	765,204	570,529	(194,675)	-25%
<b><u>SUBSURFACE SEWAGE</u></b>							
Charges for Services	(196,366)	(230,026)	(241,664)	(234,900)	(240,000)	(5,100)	
Requirements	163,844	134,041	194,920	197,089	222,687	25,598	
General Resource Contribution Required	(32,522)	(95,985)	(46,744)	(37,811)	(17,313)	20,498	-54%
<b><u>ENVIRONMENTAL HEALTH</u></b>							
Charges for Services	(254,278)	(288,981)	(355,604)	(357,000)	(374,140)	(17,140)	
Intergovernmental: State Water Program/Local Assistance	(37,743)	(35,896)	(38,974)	(42,500)	(42,500)		
Requirements	378,161	342,416	377,639	379,668	416,630	36,962	
General Resource Contribution Required	86,140	17,539	(16,939)	(19,832)	(10)	19,822	-100%
<b>Total General Resource Contribution Required</b>	<b>815,699</b>	<b>507,913</b>	<b>444,623</b>	<b>707,561</b>	<b>553,206</b>	<b>(154,355)</b>	<b>-22%</b>

Douglas County, Oregon  
General Fund  
Planning

Department Detail

			Actual	Actual	Revised	Proposed	Approved	Adopted
			FY 15-16	FY 16-17	Budget	FY 18-19	FY 18-19	FY 18-19
					FY 17-18			
100-0500-2100-00	Planning Fees and Services	General	717,524	859,806	819,600	842,628		
100-0500-2100-01	Planning Fees and Services	Subsurface Sewage	229,027	240,804	234,760	239,850		
100-0500-2100-02	Planning Fees and Services	Mail Room	1,760	2,000	1,500	1,500		
100-0500-2100-03	Planning Fees and Services	Master Plan	50,000	0	0	0		
100-0500-2100-04	Planning Fees and Services	Compliance Fees	0	0	0	247,500		
100-0500-2280-02	Duplicating Services	Photocopies	1,629	164	1,040	550		
100-0500-3200-90	State/Fed-Health Division	State Water Program	35,896	33,133	42,500	42,500		
100-0500-3250-01	State/Fed-Transportation Dept	Parks-Hist Preservation	4,500	4,159	6,500	5,000		
100-0500-3290-02	State/Fed-Other Assistance	Emergency Mgmt Assistance	19,460	22,491	0	0		
100-0500-3290-30	State/Fed-Other Assistance	DLCD Grant	12,000	37,919	15,000	27,500		
100-0500-3350-11	State-Transportation Dept	OSP-MSAG Project	37,616	15,260	36,000	30,000		
100-0500-3395-00	Local Assistance	General	0	5,841	0	0		
100-0500-3870-10	Other Sales	Maps and Reports	1,398	1,046	1,000	700		
100-0500-3879-00	Miscellaneous	General	(3)	0	500	100		
100-0500-3879-00	Miscellaneous	Subsurface Sewage	980	860	100	100		
100-0500-3879-95	Miscellaneous	NSF Checks	(925)	(730)	0	0		
100-0500-3900-26	Operating Transfers In	Title III	89,900	83,000	85,000	87,500		
<b>Total Revenue</b>			<b>1,200,762</b>	<b>1,305,753</b>	<b>1,243,500</b>	<b>1,525,428</b>	<b>0</b>	<b>0</b>
100-0500-4000-00	Regular Employees	General	906,571	952,057	1,021,675	1,065,245		
100-0500-4030-00	Temporary Employees	General	58,179	3,771	0	40,400		
100-0500-4500-00	PERS	General	262,747	261,712	348,657	344,888		
100-0500-4510-00	Social Security	General	71,555	71,575	78,158	84,582		
100-0500-4520-00	Workers' Compensation	General	3,377	7,148	7,662	8,292		
100-0500-4530-00	Medical and Dental Insurance	General	280,800	281,190	331,800	348,600		
100-0500-4540-00	Unemployment	General	2,879	2,868	5,109	5,527		
<b>Total Personnel Services</b>			<b>1,586,108</b>	<b>1,580,321</b>	<b>1,793,061</b>	<b>1,897,534</b>	<b>0</b>	<b>0</b>
100-0500-5199-00	Other Technical Services	General	0	450	500	500		
100-0500-5350-00	Environmental Health Contracts	General	23,407	28,452	23,500	24,000		
100-0500-5820-01	County Planning Programs	Historic Preservation	452	7,659	4,000	5,000		
100-0500-6290-00	Software Purchases	General	9,123	11,521	8,000	7,000		
100-0500-6295-00	Equipment-Noninventory	General	1,715	8,001	8,000	7,800		
100-0500-6299-00	Other Materials and Supplies	General	32	198	500	500		
100-0500-6500-00	Interdept Vehicle Expense	General	22,095	20,787	21,031	21,800		
100-0500-6510-02	Equip/Vehicle Main & Repair	Equipment Service Contracts	14,807	18,839	20,000	21,600		
100-0500-6680-01	Communication	Telephone	2,228	2,029	2,950	2,950		

Douglas County, Oregon  
 General Fund  
 Planning

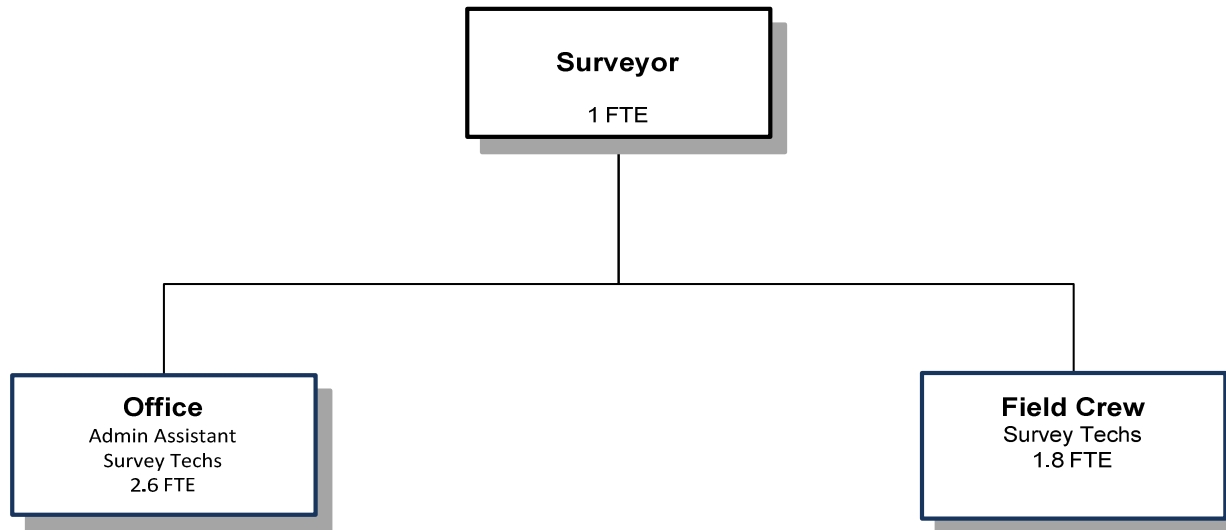
Department Detail

			Actual	Actual	Revised	Proposed	Approved	Adopted
			FY 15-16	FY 16-17	Budget	FY 18-19	FY 18-19	FY 18-19
					FY 17-18			
100-0500-6720-01	Fire/Liability Insurance	Liability Ins Interdept Charges	1,500	15,000	16,000	31,000		
100-0500-6730-00	Liability Claims	General	2,000	0	0	0		
100-0500-7400-00	Office Supplies and Expenses	General	16,244	17,849	17,719	18,150		
100-0500-7410-00	Postage	General	7,534	7,476	7,050	7,800		
100-0500-7420-01	Duplicating Services	Photos, Photostats, Copying	5,530	4,386	4,850	4,800		
100-0500-7500-00	Subscriptions & Periodicals	General	857	232	750	500		
100-0500-7550-00	Travel	General	1,308	1,068	2,650	2,200		
100-0500-7560-00	Conventions, Schools, Seminars	General	2,271	8,328	9,000	11,000		
100-0500-7580-00	Dues and Memberships	General	1,670	1,385	1,750	1,800		
100-0500-7820-00	Advisory Committee Expense	General	1,919	2,100	2,000	1,700		
100-0500-7850-00	Pre-employment Testing	General	0	305	0	300		
100-0500-7900-00	Miscellaneous	General	187	154	250	200		
100-0500-7900-04	Miscellaneous	Bank Card Fees	7,688	9,089	7,500	10,500		
<b>Total Materials and Services</b>			<b>122,567</b>	<b>165,308</b>	<b>158,000</b>	<b>181,100</b>	<b>0</b>	<b>0</b>
100-0500-8200-99	Furniture and Equipment	Noninventory	0	4,747	0	0	0	0
<b>Total Capital Outlay</b>			<b>0</b>	<b>4,747</b>	<b>0</b>	<b>0</b>	<b>0</b>	<b>0</b>
<b>Total Expenditures</b>			<b>1,708,675</b>	<b>1,750,376</b>	<b>1,951,061</b>	<b>2,078,634</b>	<b>0</b>	<b>0</b>

Douglas County, Oregon  
 General Fund  
 Planning

PERSONNEL SERVICES					
	Actual FTE FY 15-16	Actual FTE FY 16-17	Revised Budget FTE FY 17-18	Budget FY 18-19	
				FTE	Amount
Planning Director	1.00	1.00	1.00	1.00	87,422
Senior Sanitarian	1.00	1.00	1.00	1.00	61,421
Environmental Health Prog Supervisor	1.00	1.00	1.00	1.00	61,590
Environmental Health Specialist 2	2.00	3.00	2.00	3.00	141,663
Environmental Health Specialist 1	1.00		1.00		
Planning Manager	1.00	2.00	2.00	2.00	150,674
Senior Planner	1.00		2.00	2.00	131,837
Planner 3	2.00	2.00	1.00	1.00	53,807
Planner 2	1.00	1.00		1.00	44,117
Environmental Inspection Spec			0.75	1.75	77,682
Planning Technician 3	3.00	3.00	3.00	2.00	76,464
Planning Technician 2	2.00	2.00	2.00	2.00	68,516
Planning Technician 1	1.00	1.00	1.00	1.00	28,228
Division Business Manager		1.00	1.00	1.00	55,792
Executive Administrative Assistant	1.00				
Department Assistant 4	1.00	1.00	1.00		
Senior Department Assistant				1.00	26,032
<b>Total Regular</b>	<b>19.00</b>	<b>19.00</b>	<b>19.75</b>	<b>20.75</b>	<b>1,065,245</b>
Temporary					40,400
PERS		26.55%, 38.18%			344,888
Social Security		7.65%			84,582
Worker's Compensation		0.75%			8,292
Unemployment		0.50%			5,527
Medical & Dental Insurance		\$1,400/mo			348,600
<b>Total Personnel Services</b>					<b>1,897,534</b>

# **SURVEYOR**



	Actual	Actual	Actual	Revised	Proposed	Change	
	FY 14-15	FY 15-16	FY 16-17	Budget FY 17-18	FY 18-19	Amount	%
<b><u>GENERAL OPERATIONS</u></b>							
<b><u>RESOURCES</u></b>							
Charges and Fees	51,863	71,095	80,882	113,000	118,000	5,000	4%
<b><u>REQUIREMENTS</u></b>							
Personnel Services	272,203	212,799	205,643	332,622	331,550	(1,072)	
Materials and Services	10,897	20,261	20,717	19,600	27,024	7,424	38%
Total	283,100	233,060	226,360	352,222	358,574	6,352	2%
<b>General Resource Contribution Required</b>	231,237	161,965	145,478	239,222	240,574	1,352	1%
<b><u>CORNER PRESERVATION DEDICATED FUNDS</u></b>							
<b><u>RESOURCES</u></b>							
Beginning Balance - Restricted Use	22,018	17,618	55,311	65,000	80,000		
Charges and Fees	116,907	127,509	137,171	140,000	144,000		
Total	138,925	145,127	192,482	205,000	224,000		
<b><u>REQUIREMENTS</u></b>							
Personnel Services	110,114	90,204	92,132	125,767	133,303		
Materials and Services	11,313	5	8,721	15,000	20,000		
Total	121,427	90,209	100,853	140,767	153,303		
Interest Allocated to Corner Preservation	120	393	846				
Ending Balance - Restricted Use	17,618	55,311	92,475	64,233	70,697		
<b><u>TOTAL DEPARTMENT</u></b>							
Revenues - Charges and Fees	168,770	198,604	218,053	253,000	262,000		
Requirements:							
Personnel Services	382,317	303,003	297,775	458,389	464,853		
Materials and Services	22,210	20,266	29,438	34,600	47,024		
Total Expenditures	404,527	323,269	327,213	492,989	511,877		
<b>Staffing FTE</b>	<b>5.00</b>	<b>4.20</b>	<b>4.20</b>	<b>5.40</b>	<b>5.40</b>		

Douglas County, Oregon  
General Fund  
Surveyor

Department Detail

			Actual	Actual	Revised	Proposed	Approved	Adopted
			FY 15-16	FY 16-17	Budget	FY 18-19	FY 18-19	FY 18-19
					FY 17-18			
100-0450-2150-00	Surveyor Fees	General	65,850	75,475	108,100	112,100		
100-0450-2155-00	Corner Preservation Fund	General	127,509	137,171	140,000	144,000		
100-0450-2270-00	Printing Services	General	5,117	5,118	4,750	5,150		
100-0450-3879-00	Miscellaneous	General	125	293	100	700		
100-0450-3879-80	Miscellaneous	Cash Over/Short	3	(4)	50	50		
<b>Total Revenue</b>			<b>198,604</b>	<b>218,053</b>	<b>253,000</b>	<b>262,000</b>	<b>0</b>	<b>0</b>
100-0450-4000-00	Regular Employees	General	174,871	168,232	254,013	244,329		
100-0450-4030-00	Temporary Employees	General	0	0	0	11,570		
100-0450-4500-00	PERS	General	50,122	49,334	80,968	85,379		
100-0450-4510-00	Social Security	General	13,306	12,926	19,432	19,576		
100-0450-4520-00	Workers' Compensation	General	612	1,258	1,906	1,919		
100-0450-4530-00	Medical and Dental Insurance	General	63,570	65,520	100,800	100,800		
100-0450-4540-00	Unemployment	General	522	505	1,270	1,280		
<b>Total Personnel Services</b>			<b>303,003</b>	<b>297,775</b>	<b>458,389</b>	<b>464,853</b>	<b>0</b>	<b>0</b>
100-0450-5099-00	Other Professional Services	General	0	0	1,000	1,000		
100-0450-6060-00	Tools	General	0	16	500	500		
100-0450-6070-00	Field Supplies	General	29	225	1,000	1,000		
100-0450-6290-00	Software Purchases	General	1,200	1,350	1,500	1,800		
100-0450-6295-00	Equipment-Noninventory	General	875	0	1,500	6,524		
100-0450-6299-00	Other Materials and Supplies	General	21	71	1,000	1,000		
100-0450-6460-00	Software Rental	General	10,270	18,034	9,300	9,500		
100-0450-6500-00	Interdept Vehicle Expense	General	2,711	3,158	5,250	5,400		
100-0450-6510-00	Equip/Vehicle Main & Repair	General	0	350	2,000	2,000		
100-0450-6510-02	Equip/Vehicle Main & Repair	Equipment Service Contracts	0	0	2,000	2,000		
100-0450-6680-01	Communication	Telephone	674	549	700	700		
100-0450-6720-01	Fire/Liability Insurance	Liability Ins Interdept Charges	400	1,600	1,500	2,500		
100-0450-6730-00	Liability Claims	General	0	0	1,000	5,500		
100-0450-7350-00	Printing	General	1,743	1,973	1,500	2,000		
100-0450-7400-00	Office Supplies and Expenses	General	390	810	1,000	1,000		
100-0450-7410-00	Postage	General	122	67	200	200		
100-0450-7420-01	Duplicating Services	Photos, Photostats, Copying	0	0	100	150		

Douglas County, Oregon  
 General Fund  
 Surveyor

Department Detail

			Actual	Actual	Revised	Proposed	Approved	Adopted
			FY 15-16	FY 16-17	Budget	FY 18-19	FY 18-19	FY 18-19
					FY 17-18			
100-0450-7420-02	Duplicating Services	Microfilming	249	0	300	350		
100-0450-7550-00	Travel	General	0	913	1,400	1,800		
100-0450-7560-00	Conventions, Schools, Seminars	General	444	64	1,250	1,400		
100-0450-7580-00	Dues and Memberships	General	400	255	600	700		
100-0450-7900-04	Miscellaneous	Bank Card Fees	738	3	0	0		
<b>Total Materials and Services</b>			<b>20,266</b>	<b>29,438</b>	<b>34,600</b>	<b>47,024</b>	<b>0</b>	<b>0</b>
<b>Total Expenditures</b>			<b>323,269</b>	<b>327,213</b>	<b>492,989</b>	<b>511,877</b>	<b>0</b>	<b>0</b>

Douglas County, Oregon  
 General Fund  
 Surveyor

PERSONNEL SERVICES					
	Actual FTE FY 15-16	Actual FTE FY 16-17	Revised Budget FTE FY 17-18	Budget FY 18-19	
				FTE	Amount
Surveyor	1.00	1.00	1.00	1.00	67,974
Administrative Assistant			0.80	0.80	29,087
Survey Support Supervisor	0.80	0.80			
Survey Technician 3	0.80	0.80	2.00	2.00	87,381
Survey Technician 2	1.60	1.60	1.60	0.80	36,891
Survey Technician 1				0.80	22,996
Total Regular	<u>4.20</u>	<u>4.20</u>	<u>5.40</u>	<u>5.40</u>	<u>244,329</u>
Temporary					11,570
PERS		26.55%, 38.18%			85,379
Social Security		7.65%			19,576
Worker's Compensation		0.75%			1,919
Unemployment		0.50%			1,280
Medical & Dental Insurance		\$1,400/mo			100,800
Total Personnel Services					<u><u>464,853</u></u>

# **ASSESSOR**

**Assessor**  
1 FTE

FTE's

1.0 IS Tech Support Analyst 1  
1.0 Assessment Operations Supervisor  
3.0 Property Appraiser 3  
4.8 Property Appraiser 2  
1.0 Assessment Database Technician  
1.0 Personal Property Technician 2  
3.0 Assessment Technician 2  
3.0 Assessment Technician 1  
1.0 Cartographic/GIS Technician 2  
1.0 Cartographic/GIS Technician 1  
1.0 Assessment Manager

21.80 FTE

Douglas County, Oregon  
 General Fund  
 Assessor (0200-000000)

	Actual	Actual	Actual	Revised	Proposed	Change	
	FY 14-15	FY 15-16	FY 16-17	Budget FY 17-18	FY 18-19	Amount	%
<b><u>RESOURCES</u></b>							
Charges, Fees, Fines	9,015	16,367	35,512	11,000	11,500	500	5%
Intergovernmental Revenue	537,171	494,864	436,330	400,000	380,000	(20,000)	-5%
Total	546,186	511,231	471,842	411,000	391,500	(19,500)	-5%
<b><u>REQUIREMENTS</u></b>							
Personnel Services	1,619,489	1,482,877	1,322,860	1,485,912	1,600,656	114,744	8%
Materials and Services	176,353	169,914	176,530	173,000	194,924	21,924	13%
Capital Outlay			2,864				
Total	1,795,842	1,652,791	1,502,254	1,658,912	1,795,580	136,668	8%
<b>General Resource Contribution Required</b>	1,249,656	1,141,560	1,030,412	1,247,912	1,404,080	156,168	13%
<b>Staffing FTE</b>	<b>28.00</b>	<b>22.75</b>	<b>20.75</b>	<b>18.80</b>	<b>21.80</b>	<b>3.00</b>	

Beginning FY17, the Tax Collection and Assessor history and budgets are presented separately.

Douglas County, Oregon  
General Fund  
Assessor

Department Detail

			Actual	Actual	Revised	Proposed	Approved	Adopted
			FY 15-16	FY 16-17	Budget	FY 18-19	FY 18-19	FY 18-19
					FY 17-18			
100-0200-2230-02-000000	Manufactured Structure Fee	County Fee	0	10,305	0	0		
100-0200-2250-00-000000	Computer Services	General	175	0	0	0		
100-0200-2280-02-000000	Duplicating Services	Photocopies	583	617	500	500		
100-0200-2290-00-000000	Late Filing Fees	General	7,454	21,696	10,000	10,000		
100-0200-3450-45-000000	Shared Revenues	Assessor's Special	494,864	436,330	400,000	380,000		
100-0200-3870-10-000000	Other Sales	Maps and Reports	1,393	255	0	500		
100-0200-3875-00-000000	Expense Reimbursements	General	1,185	0	0	0		
100-0200-3879-00-000000	Miscellaneous	General	406	2,639	500	500		
100-0200-3879-90-000000	Miscellaneous	Subrogating Claim Recovery	5,171	0	0	0		
<b>Total Revenue</b>			<b>511,231</b>	<b>471,842</b>	<b>411,000</b>	<b>391,500</b>	<b>0</b>	<b>0</b>
100-0200-4000-00-000000	Regular Employees	General	850,298	752,119	812,659	840,446		
100-0200-4030-00-000000	Temporary Employees	General	0	202	8,894	0		
100-0200-4050-00-000000	Overtime	General	3,184	2,149	0	0		
100-0200-4500-00-000000	PERS	General	235,380	205,371	263,825	297,506		
100-0200-4510-00-000000	Social Security	General	63,525	56,627	62,849	71,944		
100-0200-4520-00-000000	Workers' Compensation	General	2,987	14,990	6,162	7,053		
100-0200-4520-01-000000	Workers' Compensation	Workers Comp Claims	1,692	717	0	0		
100-0200-4530-00-000000	Medical and Dental Insurance	General	320,729	283,921	319,200	369,600		
100-0200-4540-00-000000	Unemployment	General	5,082	6,764	12,323	14,107		
<b>Total Personnel Services</b>			<b>1,482,877</b>	<b>1,322,860</b>	<b>1,485,912</b>	<b>1,600,656</b>	<b>0</b>	<b>0</b>
100-0200-5000-00-000000	Legal Services	General	408	16,036	10,000	10,000		
100-0200-5099-00-000000	Other Professional Services	General	0	0	2,500	2,500		
100-0200-6290-00-000000	Software Purchases	General	3,171	2,160	4,000	5,000		
100-0200-6290-10-000000	Software Purchases	Software Updates/Main	93,771	106,112	98,000	102,000		
100-0200-6295-00-000000	Equipment-Noninventory	General	7,652	3,246	1,000	9,424		
100-0200-6299-00-000000	Other Materials and Supplies	General	0	168	0	0		
100-0200-6500-00-000000	Interdept Vehicle Expense	General	19,569	11,490	10,000	9,000		
100-0200-6510-00-000000	Equip/Vehicle Main & Repair	General	805	215	1,000	2,000		
100-0200-6510-02-000000	Equip/Vehicle Main & Repair	Equip Service Contracts	5,124	6,101	3,000	3,500		
100-0200-6680-01-000000	Communication	Telephone	3,559	3,108	3,000	3,000		
100-0200-6720-01-000000	Fire/Liability Insurance	Liability Ins Interdept Charges	1,600	6,000	12,000	22,400		
100-0200-6730-00-000000	Liability Claims	General	2,000	3,392	0	0		

Douglas County, Oregon  
 General Fund  
 Assessor

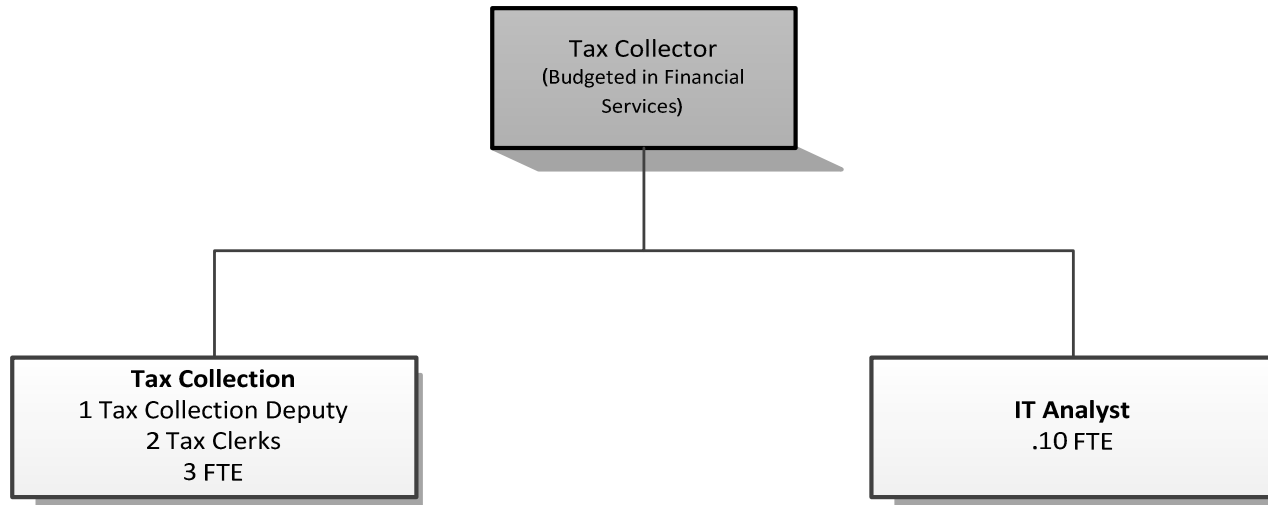
Department Detail

			Actual	Actual	Revised	Proposed	Approved	Adopted
			FY 15-16	FY 16-17	Budget	FY 18-19	FY 18-19	FY 18-19
					FY 17-18			
100-0200-7400-00-000000	Office Supplies and Expenses	General	9,316	6,321	10,000	8,000		
100-0200-7410-00-000000	Postage	General	3,698	4,168	6,000	6,000		
100-0200-7420-02-000000	Duplicating Services	Microfilming	1,669	1,795	1,000	1,600		
100-0200-7500-00-000000	Subscriptions & Periodicals	General	761	634	1,500	1,000		
100-0200-7550-00-000000	Travel	General	5,536	1,528	5,000	5,000		
100-0200-7560-00-000000	Conventions, Schools, Seminars	General	2,031	2,282	2,000	2,000		
100-0200-7580-00-000000	Dues and Memberships	General	1,505	1,683	1,500	1,500		
100-0200-7800-00-000000	Legal Publication and Printing	General	7,329	0	1,000	500		
100-0200-7850-00-000000	Pre-employment Testing	General	410	35	500	500		
100-0200-7900-00-000000	Miscellaneous	General	0	56	0	0		
<b>Total Materials and Services</b>			<b>169,914</b>	<b>176,530</b>	<b>173,000</b>	<b>194,924</b>	<b>0</b>	<b>0</b>
100-0200-8200-99-000000	Furniture and Equipment	Noninventory	0	2,864	0	0	0	0
<b>Total Capital Outlay</b>			<b>0</b>	<b>2,864</b>	<b>0</b>	<b>0</b>	<b>0</b>	<b>0</b>
<b>Total Expenditures</b>			<b>1,652,791</b>	<b>1,502,254</b>	<b>1,658,912</b>	<b>1,795,580</b>	<b>0</b>	<b>0</b>

Douglas County, Oregon  
 General Fund  
 Assessor

PERSONNEL SERVICES					
	Actual	Actual	Revised	Budget	
	FTE	FTE	Budget	FY 18-19	
	FY 15-16	FY 16-17	FTE	FTE	Amount
Assessor	1.00	1.00	1.00	1.00	67,974
IS Tech Support Analyst 1			1.00	1.00	52,951
Assessment Operations Supervisor				1.00	59,679
Property Appraiser 4	1.00	1.00	1.00		
Property Appraiser 3	2.00	3.00	3.00	3.00	172,402
Property Appraiser 2	4.75	2.95	0.80	4.80	191,212
Property Appraiser 1	2.00	3.00	1.00		
Assessment Database Technician		1.00	1.00	1.00	41,641
Personal Property Technician 2	2.00		1.00	1.00	35,246
Assessment Technician 2	2.00	1.00	3.00	3.00	99,736
Assessment Technician 1	3.00	4.00	3.00	3.00	88,326
Cartographic Supervisor	1.00				
Cartographic/GIS Technician 2	2.00	2.00	1.00	1.00	48,859
Cartographic/GIS Technician 1			1.00	1.00	33,852
Assessment Manager	1.00	1.00	1.00	1.00	48,568
Office Manager 3	1.00				
Office Manager 2		0.80			
Total Regular	<u>22.75</u>	<u>20.75</u>	<u>18.80</u>	<u>21.80</u>	<u>940,446</u>
<i>Vacancy Credit</i>					<i>(100,000)</i>
PERS		26.55%, 38.18%			297,506
Social Security		7.65%			71,944
Worker's Compensation		0.75%			7,053
Unemployment		1.50%			14,107
Medical & Dental Insurance		\$1,400/mo			<u>369,600</u>
Total Personnel Services					<u><u>1,600,656</u></u>

# **TAX COLLECTION**



Douglas County, Oregon  
 General Fund  
 Tax Collection (0200-000700)

	Actual	Actual	Actual	Revised	Proposed	Change	
	FY 14-15	FY 15-16	FY 16-17	Budget FY 17-18	FY 18-19	Amount	%
<b><u>RESOURCES</u></b>							
Charges, Fees, Fines	30,206	29,100	16,781	12,700	12,700		
<b><u>REQUIREMENTS</u></b>							
Personnel Services	180,673	165,012	174,659	219,740	244,040	24,300	11%
Materials and Services	136,404	123,766	134,194	166,680	179,050	12,370	7%
Capital Outlay		2,054					
Total	317,077	290,832	308,853	386,420	423,090	36,670	9%
<b>General Resource Contribution Required</b>	286,871	261,732	292,072	373,720	410,390	36,670	10%
<b>Staffing FTE</b>	<b>3.10</b>	<b>2.70</b>	<b>2.74</b>	<b>3.10</b>	<b>3.10</b>		

Beginning FY17, the Tax Collection and Assessor history and budgets are presented separately.

Douglas County, Oregon  
General Fund  
Tax Collection

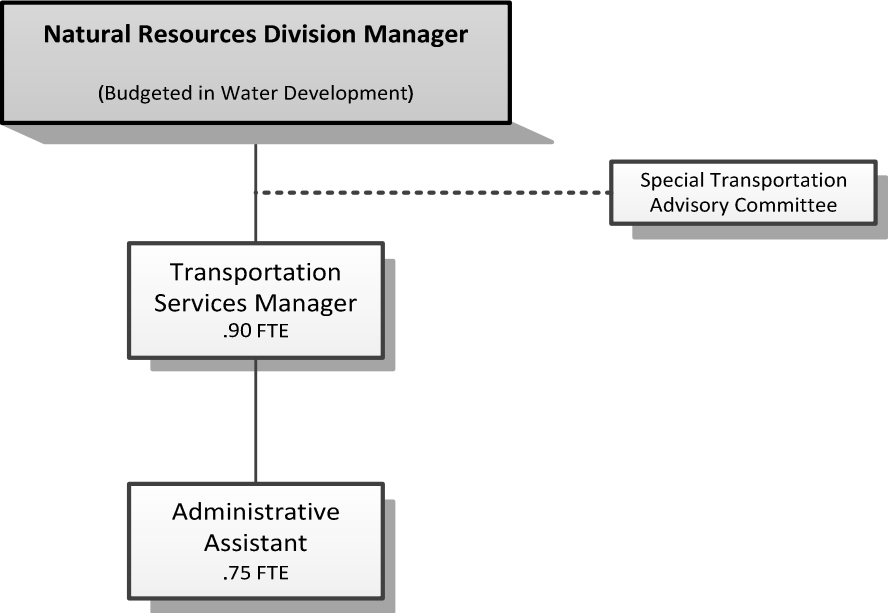
Department Detail

			Actual	Actual	Revised	Proposed	Approved	Adopted
			FY 15-16	FY 16-17	Budget	FY 18-19	FY 18-19	FY 18-19
					FY 17-18			
100-0200-2230-01-000700	Manufactured Structure Fee	State Fee	(100)	1,300	0	0		
100-0200-2230-02-000700	Manufactured Structure Fee	County Fee	20,790	9,425	6,000	6,000		
100-0200-2285-00-000700	Foreclosure/NSF Fees	General	7,150	5,525	6,000	6,000		
100-0200-3879-00-000700	Miscellaneous	General	1,161	550	700	700		
100-0200-3879-80-000700	Miscellaneous	Cash Over/Short	99	(19)	0	0		
<b>Total Revenue</b>			<b>29,100</b>	<b>16,781</b>	<b>12,700</b>	<b>12,700</b>	<b>0</b>	<b>0</b>
100-0200-4000-00-000700	Regular Employees	General	91,573	100,143	117,282	133,937		
100-0200-4030-00-000700	Temporary Employees	General	1,761	2,107	1,800	2,000		
100-0200-4500-00-000700	PERS	General	22,733	22,330	36,789	42,565		
100-0200-4510-00-000700	Social Security	General	6,614	7,265	9,110	10,399		
100-0200-4520-00-000700	Workers' Compensation	General	327	2,037	893	1,020		
100-0200-4530-00-000700	Medical and Dental Insurance	General	41,449	39,858	52,080	52,080		
100-0200-4540-00-000700	Unemployment	General	555	919	1,786	2,039		
<b>Total Personnel Services</b>			<b>165,012</b>	<b>174,659</b>	<b>219,740</b>	<b>244,040</b>	<b>0</b>	<b>0</b>
100-0200-5099-00-000700	Other Professional Services	General	4,936	18,172	20,000	21,000		
100-0200-6290-00-000700	Software Purchases	General	0	0	50	50		
100-0200-6290-10-000700	Software Purchases	Software Updates/Main	32,317	33,933	35,630	38,000		
100-0200-6295-00-000700	Equipment-Noninventory	General	0	70	650	4,000		
100-0200-6500-00-000700	Interdept Vehicle Expense	General	62	81	250	250		
100-0200-6680-01-000700	Communication	Telephone	297	233	350	400		
100-0200-6720-01-000700	Fire/Liability Insurance	Liability Ins Interdept Charges	400	1,500	1,500	5,600		
100-0200-6910-00-000700	Tax Foreclosures	General	15,956	6,822	27,000	22,000		
100-0200-7400-00-000700	Office Supplies and Expenses	General	7,501	8,183	8,000	9,000		
100-0200-7410-00-000700	Postage	General	62,152	64,865	72,500	78,000		
100-0200-7550-00-000700	Travel	General	0	0	300	300		
100-0200-7560-00-000700	Conventions, Schools, Seminars	General	0	200	300	300		
100-0200-7580-00-000700	Dues and Memberships	General	145	135	150	150		
<b>Total Materials and Services</b>			<b>123,766</b>	<b>134,194</b>	<b>166,680</b>	<b>179,050</b>	<b>0</b>	<b>0</b>
100-0200-8200-99-000700	Furniture and Equipment	Noninventory	2,054	0	0	0	0	0
<b>Total Capital Outlay</b>			<b>2,054</b>	<b>0</b>	<b>0</b>	<b>0</b>	<b>0</b>	<b>0</b>
<b>Total Expenditures</b>			<b>290,832</b>	<b>308,853</b>	<b>386,420</b>	<b>423,090</b>	<b>0</b>	<b>0</b>

Douglas County, Oregon  
 General Fund  
 Tax Collection

PERSONNEL SERVICES					
	Actual	Actual	Revised	Budget	
	FTE	FTE	Budget	FY 18-19	
	FY 15-16	FY 16-17	FTE	FTE	Amount
IS Tech Support Analyst 3	0.10	0.10	0.10	0.10	9,098
Tax Collection Deputy	1.00	1.00	1.00	1.00	60,229
Tax Clerk	1.60	1.64	2.00	2.00	64,610
Total Regular	2.70	2.74	3.10	3.10	133,937
Temporary					2,000
PERS		26.55%, 38.18%			42,565
Social Security		7.65%			10,399
Worker's Compensation		0.75%			1,020
Unemployment		1.50%			2,039
Medical & Dental Insurance		\$1,400/mo			52,080
Total Personnel Services					244,040

# **TRANSPORTATION SERVICES**



Douglas County, Oregon  
 General Fund  
 Transportation Services (4060)

	Actual FY 14-15	Actual FY 15-16	Actual FY 16-17	Revised Budget FY 17-18	Proposed FY 18-19	Change Amount	%
<b><u>RESOURCES</u></b>							
Beginning Balance (Use Restricted)		420,335	510,969	350,000	275,000	(75,000)	-21%
Intergovernmental Revenues	1,139,268	1,304,285	1,746,925	1,199,260	1,124,228	(75,032)	-6%
Charges and Other Revenues	1,625	4,271	1,400	2,450	2,000	(450)	-18%
Transfers In - Health and Social Services Fund	279,624						
Total Revenue	1,420,517	1,308,556	1,748,325	1,201,710	1,126,228	(75,482)	-6%
<b>TOTAL RESOURCES</b>	1,420,517	1,728,891	2,259,294	1,551,710	1,401,228	(150,482)	-10%
<b><u>REQUIREMENTS</u></b>							
Personnel Services	74,106	76,502	79,510	85,097	140,288	55,191	65%
Materials and Services	953,892	1,169,236	1,820,408	1,181,977	1,208,861	26,884	2%
Total Expenditures	1,027,998	1,245,738	1,899,918	1,267,074	1,349,149	82,075	6%
Ending Balance (Use Restricted)	420,335	510,969	387,192	312,450	79,893	(232,557)	-74%
<b>TOTAL REQUIREMENTS</b>	1,448,333	1,756,707	2,287,110	1,579,524	1,429,042	(150,482)	-10%
<b>Use of General County Resources</b>	27,816	27,816	27,816	27,814	27,814		
<b>Staffing FTE</b>	0.90	0.90	0.90	0.90	1.65	0.75	

Douglas County, Oregon  
General Fund  
Transportation Services

Department Detail

			Actual	Actual	Revised	Proposed	Approved	Adopted
			FY 15-16	FY 16-17	Budget	FY 18-19	FY 18-19	FY 18-19
					FY 17-18			
100-4060-3250-50	State/Fed-Transportation Dept	Section 5310 Mobility Mgmt	69,507	100,733	108,740	108,740		
100-4060-3250-51	State/Fed-Transportation Dept	Section 5310 Purchased Svcs	302,604	277,861	304,810	304,810		
100-4060-3250-54	State/Fed-Transportation Dept	Section 5311 PM & Rehab	125,456	71,944	44,865	44,865		
100-4060-3250-56	State/Fed-Transportation Dept	Section 5311 Small Cities & Rural	255,472	264,452	309,555	309,555		
100-4060-3250-59	State/Fed-Transportation Dept	Section 5310 Equipment	108,001	1,697	59,222	0		
100-4060-3250-60	State/Fed-Transportation Dept	Section 5310 Discretionary	0	58,472	0	0		
100-4060-3250-62	State/Fed-Transportation Dept	Section 5311 Admin	114,893	1,755	88,608	88,608		
100-4060-3250-70	State/Fed-Transportation Dept	Section 5309 Capital	0	576,000	0	0		
100-4060-3350-50	State-Transportation Dept	Special Transport Operations	328,352	328,350	267,650	267,650		
100-4060-3350-51	State-Transportation Dept	Special Transport Capital Assist	0	27,688	7,000	0		
100-4060-3350-55	State-Transportation Dept	STF Discretionary Funds-Operations	0	37,973	8,810	0		
100-4060-3875-00	Expense Reimbursements	General	4,271	1,400	2,450	2,000		
<b>Total Revenue</b>			<b>1,308,556</b>	<b>1,748,325</b>	<b>1,201,710</b>	<b>1,126,228</b>	<b>0</b>	<b>0</b>
100-4060-4000-00	Regular Employees	General	45,302	47,838	50,423	76,686		
100-4060-4030-00	Temporary Employees	General	1,014	0	0	0		
100-4060-4500-00	PERS	General	10,533	11,179	13,387	23,178		
100-4060-4510-00	Social Security	General	3,462	3,611	3,857	5,866		
100-4060-4520-00	Workers' Compensation	General	160	358	378	575		
100-4060-4530-00	Medical and Dental Insurance	General	15,893	16,380	16,800	33,600		
100-4060-4540-00	Unemployment	General	138	144	252	383		
<b>Total Personnel Services</b>			<b>76,502</b>	<b>79,510</b>	<b>85,097</b>	<b>140,288</b>	<b>0</b>	<b>0</b>
100-4060-5000-00	Legal Services	General	0	0	0	21,298		
100-4060-5099-00	Other Professional Services	General	0	1,090	1,100	1,100		
100-4060-5300-00	Health & SS Contracts	General	0	0	30,743	0		
100-4060-5335-70	Senior Service Contracts	Section 5309 Capital	0	576,000	0	0		
100-4060-5335-81	Senior Service Contracts	Special Transportation-STO	13,969	0	0	0		
100-4060-5335-82	Senior Service Contracts	Special Transportation-Providers	261,740	300,517	267,650	0		
100-4060-5335-85	Senior Service Contracts	Transportation Providers	27,816	27,816	27,814	27,814		
100-4060-5335-86	Senior Service Contracts	Transportation PM	106,872	104,487	44,865	0		
100-4060-5335-87	Senior Service Contracts	Transportation Purchased Svcs	296,983	348,449	304,810	0		
100-4060-5335-88	Senior Service Contracts	Transportation 5310 Equip	122,122	63,421	59,222	0		
100-4060-5335-91	Senior Service Contracts	Transportation 5311 Operations	263,856	256,072	309,555	0		
100-4060-5335-94	Senior Service Contracts	Trans 5311 Admin	58,324	58,324	88,608	0		
100-4060-5335-95	Senior Service Contracts	STF Discretionary-Operations	0	37,973	8,810	0		

Douglas County, Oregon  
 General Fund  
 Transportation Services

Department Detail

			Actual	Actual	Revised	Proposed	Approved	Adopted
			FY 15-16	FY 16-17	Budget	FY 18-19	FY 18-19	FY 18-19
					FY 17-18			
100-4060-5335-96	Senior Service Contracts	STF Discretionary-Capital	0	29,216	7,000	0		
100-4060-5360-20	Transportation Contracts	STF Formula	0	0	0	267,650		
100-4060-5360-24	Transportation Contracts	STF Discretionary-Capital	0	0	0	108,961		
100-4060-5360-40	Transportation Contracts	5310-Purchased Services	0	0	0	304,810		
100-4060-5360-50	Transportation Contracts	5311-Admin	0	0	0	88,608		
100-4060-5360-52	Transportation Contracts	5311-Operations	0	0	0	309,555		
100-4060-5360-54	Transportation Contracts	5311-PM & Rehab	0	0	0	44,865		
100-4060-6290-00	Software Purchases	General	1,500	0	1,100	1,100		
100-4060-6290-10	Software Purchases	Software Updates/Maintenance	9,213	10,423	16,000	17,600		
100-4060-6295-00	Equipment-Noninventory	General	1,747	67	2,000	2,000		
100-4060-6299-00	Other Materials and Supplies	General	0	156	600	600		
100-4060-6450-02	Equipment/Vehicle Rent	Copy Machines	0	0	30	30		
100-4060-6500-00	Interdept Vehicle Expense	General	3	179	1,000	1,000		
100-4060-6510-00	Equip/Vehicle Main & Repair	General	0	0	100	100		
100-4060-6510-02	Equip/Vehicle Main & Repair	Equipment Service Contracts	0	0	50	50		
100-4060-6680-01	Communication	Telephone	3,342	4,157	4,500	4,500		
100-4060-6720-01	Fire/Liability Insurance	Liability Insurance Interdept Chg	100	400	400	500		
100-4060-7300-00	Advertising/Publicity	General	60	545	3,000	3,000		
100-4060-7400-00	Office Supplies and Expenses	General	179	0	300	300		
100-4060-7410-00	Postage	General	0	0	20	20		
100-4060-7560-00	Conventions, Schools, Seminars	General	570	326	1,500	2,000		
100-4060-7580-00	Dues and Memberships	General	840	790	1,000	1,200		
100-4060-7800-00	Legal Publication and Printing	General	0	0	200	200		
<b>Total Materials and Services</b>			<b>1,169,236</b>	<b>1,820,408</b>	<b>1,181,977</b>	<b>1,208,861</b>	<b>0</b>	<b>0</b>
<b>Total Expenditures</b>			<b>1,245,738</b>	<b>1,899,918</b>	<b>1,267,074</b>	<b>1,349,149</b>	<b>0</b>	<b>0</b>

Douglas County, Oregon  
 General Fund  
 Transportation Services

PERSONNEL SERVICES					
	Actual FTE FY 15-16	Actual FTE FY 16-17	Revised Budget FTE FY 17-18	Budget FY 18-19	
				FTE	Amount
Transportation Systems Manager	0.90	0.90	0.90	0.90	52,453
Administrative Assistant				0.75	24,233
Total Regular	0.90	0.90	0.90	1.65	76,686
PERS		26.55%, 38.18%			23,178
Social Security		7.65%			5,866
Worker's Compensation		0.75%			575
Unemployment		0.50%			383
Medical & Dental Insurance		\$1,400/mo			33,600
Total Personnel Services					140,288

Douglas County, Oregon  
 General Fund  
 Operating Contingency (9490)

	Actual	Actual	Actual	Revised Budget	Proposed	Change	
	FY 14-15	FY 15-16	FY 16-17	FY 17-18	FY 18-19	Amount	%
<b>OPERATING CONTINGENCY</b>				1,752,263	2,000,000	247,737	14%

**Historical Comparison:**

	Revised Budget		
	FY 14-15	FY 15-16	FY 16-17
Operating Contingency	1,287,958	1,734,920	1,360,095

**Additional Information**

Contingency appropriations are authorized by ORS 294.435 to provide a resource for occurrences which cannot be foreseen at the time of budget preparation. Authorization by the Board of Commissioners is required prior to the use of these funds. When authorization is granted, appropriations are transferred from the contingency appropriation to the designated expenditure appropriation. No expenditures are made directly from the contingency account.

Douglas County, Oregon  
 General Fund  
 Transfers Out (Nondepartmental) (9500)

	Actual	Actual	Actual	Revised	Proposed	Change	
	FY 14-15	FY 15-16	FY 16-17	Budget FY 17-18	FY 18-19	Amount	%
<b>TRANSFERS OUT TO:</b>							
Dog Control Fund	310,000	256,149	250,724	177,794	179,010	1,216	1%
County Fair Board Fund	85,496						
Health and Social Services Fund	1,350,654	957,165	843,513	841,952	849,222	7,270	1%
Public Safety Fund				57,539	125,816	68,277	119%
Capital Projects Fund	2,535,000						
Solid Waste Fund		700,000					
Predator Damage Control District				72,991	72,991		
<b>Total</b>	<b>4,281,150</b>	<b>1,913,314</b>	<b>1,094,237</b>	<b>1,150,276</b>	<b>1,227,039</b>	<b>76,763</b>	<b>7%</b>

Douglas County, Oregon  
General Fund  
Library

Department Detail

			Actual	Actual	Revised	Proposed	Approved	Adopted
			FY 15-16	FY 16-17	Budget	FY 18-19	FY 18-19	FY 18-19
					FY 17-18			
100-6200-2280-02	Duplicating Services	Photocopies	9,089	7,669				
100-6200-2730-00	Library Fees and Charges	General	5,831	5,311				
100-6200-2730-01	Library Fees and Charges	Damaged Books	2,646	1,255				
100-6200-2730-05	Library Fees and Charges	Library Search Fees	527	160				
100-6200-2730-10	Library Fees and Charges	Collection Agencies	3,789	5,034				
100-6200-3070-00	Library Fines	General	17,849	13,581				
100-6200-3290-20	State/Fed-Other Assistance	Ready to Read Grant	21,388	0				
100-6200-3395-00	Local Assistance	General	768,540	126,949				
100-6200-3395-51	Local Assistance	Library-Books	28,649	353				
100-6200-3395-52	Local Assistance	Library - Periodicals	3,727	0				
100-6200-3820-03	Rents, Leases and Royalties	Land & Buildings	0	0				
100-6200-3840-00	Contributions and Donations	General	13,951	16,215				
100-6200-3875-00	Expense Reimbursements	General	3,459	0				
100-6200-3879-00	Miscellaneous	General	0	50				
100-6200-3879-80	Miscellaneous	Cash Over/Short	9	47				
100-6200-3879-95	Miscellaneous	NSF Checks	(1)	(8)				
<b>Total Revenue</b>			<b>879,453</b>	<b>176,616</b>	<b>0</b>	<b>0</b>	<b>0</b>	<b>0</b>
100-6200-4000-00	Regular Employees	General	807,510	756,524				
100-6200-4030-00	Temporary Employees	General	15,898	65,103				
100-6200-4050-00	Overtime	General	77	0				
100-6200-4500-00	PERS	General	205,944	168,657				
100-6200-4510-00	Social Security	General	62,148	62,237				
100-6200-4520-00	Workers' Compensation	General	2,883	6,143				
100-6200-4520-01	Workers' Compensation	Workers Comp Claims	300	406				
100-6200-4530-00	Medical and Dental Insurance	General	231,563	193,076				
100-6200-4540-00	Unemployment	General	2,458	4,915				
<b>Total Personnel Services</b>			<b>1,328,781</b>	<b>1,257,061</b>	<b>0</b>	<b>0</b>	<b>0</b>	<b>0</b>
100-6200-5099-00	Other Professional Services	General	0	3,075				
100-6200-5880-01	Library Materials	Books/Audio Visual	134,119	85,335				
100-6200-5880-02	Library Materials	Periodicals	3,002	257				
100-6200-5880-03	Library Materials	Cataloging/Processing	17,978	18,227				
100-6200-6290-00	Software Purchases	General	2,491	(20)				

Douglas County, Oregon  
 General Fund  
 Library

Department Detail

			Actual	Actual	Revised	Proposed	Approved	Adopted
			FY 15-16	FY 16-17	Budget	FY 18-19	FY 18-19	FY 18-19
					FY 17-18			
100-6200-6290-10	Software Purchases	Software Updates/Maint	5,227	33,161				
100-6200-6295-00	Equipment-Noninventory	General	12,585	5,011				
100-6200-6299-00	Other Materials and Supplies	General	12,666	6,878				
100-6200-6500-00	Interdept Vehicle Expense	General	12,375	5,893				
100-6200-6510-02	Equip/Vehicle Main & Repair	Equipment Service Contracts	26,949	1,666				
100-6200-6510-80	Equip/Vehicle Main & Repair	Office & Data Process Equip	1,167	1,076				
100-6200-6680-01	Communication	Telephone	2,179	538				
100-6200-6680-03	Communication	Remote Communications	10,506	9,795				
100-6200-6685-01	Utilities	Electric	31,779	30,440				
100-6200-6685-02	Utilities	Heat	8,908	10,045				
100-6200-6685-03	Utilities	Water and Sewer	3,505	4,340				
100-6200-6685-04	Utilities	Garbage	1,240	1,401				
100-6200-6720-01	Fire/Liability Insurance	Liability Ins Interdept Charges	1,300	6,000				
100-6200-7400-00	Office Supplies and Expenses	General	7,054	2,940				
100-6200-7410-00	Postage	General	6,665	2,674				
100-6200-7420-00	Duplicating Services	General	397	460				
100-6200-7550-00	Travel	General	3,575	2,483				
100-6200-7560-00	Conventions, Schools, Seminars	General	2,468	2,423				
100-6200-7580-00	Dues and Memberships	General	259	320				
100-6200-7850-00	Pre-employment Testing	General	1,796	595				
100-6200-7900-00	Miscellaneous	General	118	113				
<b>Total Materials and Services</b>			<b>310,306</b>	<b>236,126</b>	<b>0</b>	<b>0</b>	<b>0</b>	<b>0</b>
100-6200-8200-99	Furniture and Equipment	Noninventory	0	2,900				
<b>Total Capital Outlay</b>			<b>0</b>	<b>2,900</b>	<b>0</b>	<b>0</b>	<b>0</b>	<b>0</b>
<b>Total Expenditures</b>			<b>1,639,087</b>	<b>1,496,087</b>	<b>0</b>	<b>0</b>	<b>0</b>	<b>0</b>

HISTORICAL ONLY

Douglas County, Oregon  
 General Fund  
 Library

PERSONNEL SERVICES					
	Actual	Actual	Revised	Budget	
	FTE	FTE	Budget	FY 18-19	
	FY 15-16	FY 16-17	FY 17-18	FTE	Amount
Library Director	1.00	0.50			
Library Computer Spt Tech	1.55	1.13			
Librarian 2	2.00	1.26			
Librarian 1	2.90	2.26			
Library Circulation Supervisor	1.00	0.88			
Branch Librarian	6.00	4.13			
Library Technician 2	0.85	0.50			
Library Technician 1	2.45	1.58			
Division Business Manager		0.50			
Office Manager 2	1.00				
Department Assistant 4	4.50	1.76			
Department Assistant 3	3.95	3.07			
<b>Total Regular</b>	<u>27.20</u>	<u>17.57</u>	<u>0.00</u>	<u>0.00</u>	<u>0</u>
Temporary					
PERS		26.55%, 38.18%			
Social Security		7.65%			
Worker's Compensation		0.75%			
Unemployment		1.00%			
Medical & Dental Insurance		\$1,400/mo			
<b>Total Personnel Services</b>					<u><u>0</u></u>

Douglas County, Oregon  
 General Fund  
 Justice of the Peace - Drain

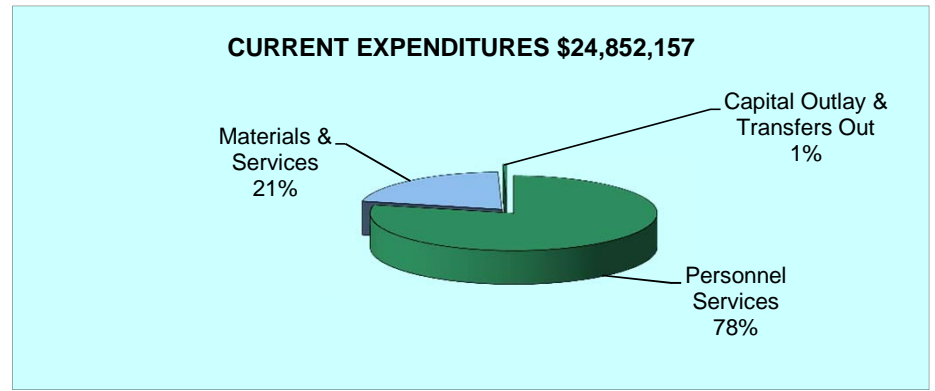
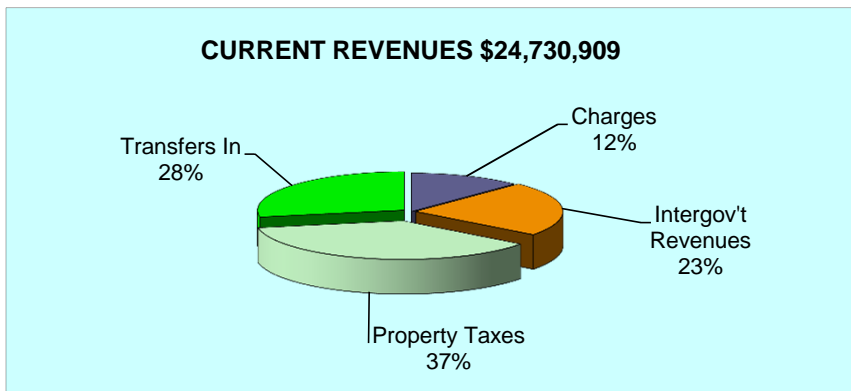
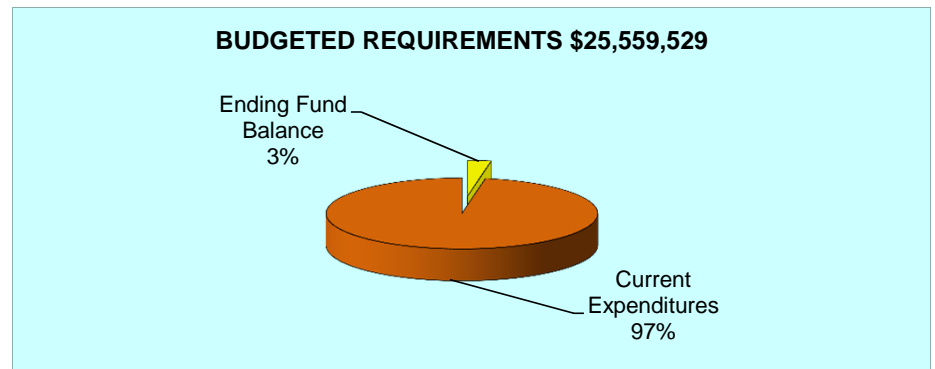
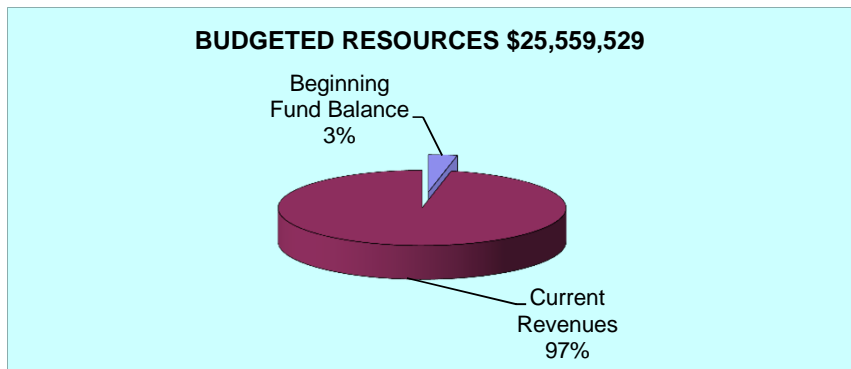
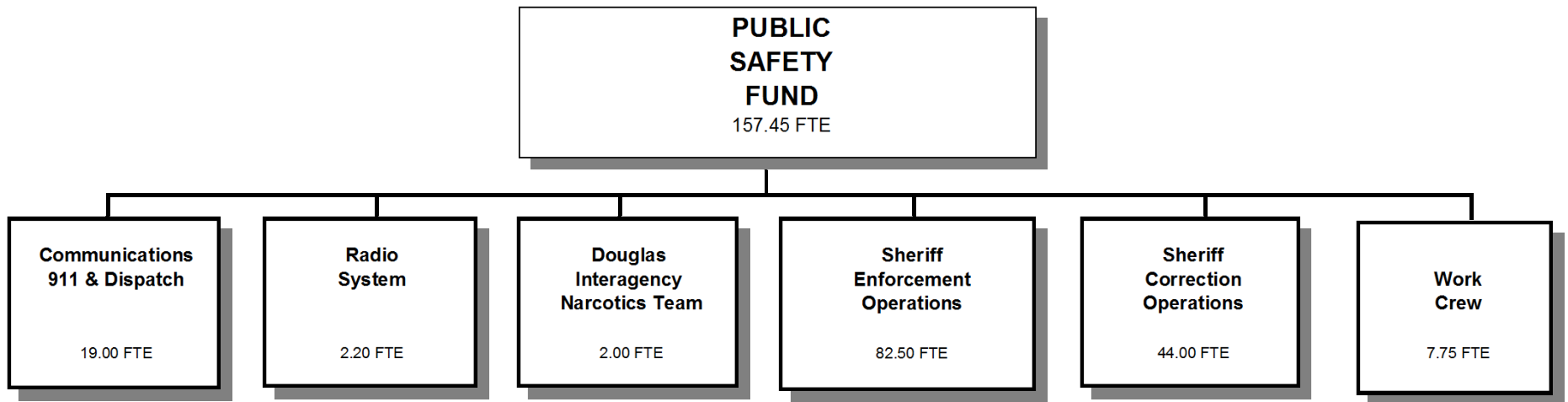
Department Detail

			Actual	Actual	Revised	Proposed	Approved	Adopted
			FY 15-16	FY 16-17	Budget	FY 18-19	FY 18-19	FY 18-19
100-0015-2000-00	Court Costs, Fees & Charges	General	13,793	7,091				
100-0015-3000-02	Court Fines	Justice Court	81,713	55,426				
100-0015-3879-00	Miscellaneous	General	0	73				
<b>Total Revenue</b>			<b>95,506</b>	<b>62,590</b>	<b>0</b>	<b>0</b>	<b>0</b>	<b>0</b>
100-0015-4000-00	Regular Employees	General	78,888	79,312				
100-0015-4030-00	Temporary Employees	General	0	1,419				
100-0015-4050-00	Overtime	General	74	0				
100-0015-4500-00	PERS	General	24,612	10,218				
100-0015-4510-00	Social Security	General	5,839	6,133				
100-0015-4520-00	Workers' Compensation	General	276	604				
100-0015-4530-00	Medical and Dental Insurance	General	31,785	16,380				
100-0015-4540-00	Unemployment	General	236	242				
<b>Total Personnel Services</b>			<b>171,710</b>	<b>114,308</b>	<b>0</b>	<b>0</b>	<b>0</b>	<b>0</b>
100-0015-5000-00	Legal Services	General	5,600	800				
100-0015-5099-00	Other Professional Services	General	160	0				
100-0015-5700-04	Investigation and Prosecution	Bank Fees and Mileage	0	173				
100-0015-6290-00	Software Purchases	General	141	218				
100-0015-6295-00	Equipment-Non Inventory	General	664	0				
100-0015-6400-00	Land and Building Rent	General	4,800	4,800				
100-0015-6510-80	Vehicle Main & Repair	Office & Data Process Equip	4,448	4,378				
100-0015-6680-01	Communication	Telephone	1,497	1,484				
100-0015-6685-01	Utilities	Electric	751	644				
100-0015-6720-01	Fire/Liability Insurance	Liability Ins Interdept Chg	110	550				
100-0015-7400-00	Office Supplies and Expenses	General	1,879	1,052				
100-0015-7410-00	Postage	General	892	619				
100-0015-7500-00	Subscriptions & Periodicals	General	139	7				
100-0015-7560-00	Conventions, Schools, Seminars	General	2,188	667				
100-0015-7580-00	Dues and Memberships	General	370	390				
100-0015-7900-04	Miscellaneous	Bank Card Fees	4,345	2,627				
<b>Total Materials and Services</b>			<b>27,984</b>	<b>18,409</b>	<b>0</b>	<b>0</b>	<b>0</b>	<b>0</b>
<b>Total Expenditures</b>			<b>169,694</b>	<b>132,717</b>	<b>0</b>	<b>0</b>	<b>0</b>	<b>0</b>

Douglas County, Oregon  
 General Fund  
 Justice of the Peace - Drain

PERSONNEL SERVICES						
	Actual	Actual	Revised	Budget		
	FTE	FTE	FTE	FY 18-19		
	FY 17-16	FY 16-17	FY 17-18	FTE	Amount	
Justice of the Peace	1.00	1.00				
Department Assistant 4	1.00	0.50				
Department Assistant 3	0.50					
Total Regular	<u>2.50</u>	<u>1.50</u>				0
PERS	26.55%, 38.18%					
Social Security	7.65%					
Worker's Compensation	0.75%					
Unemployment	0.50%					
Medical & Dental Insurance	\$1,400/mo					
Total Personnel Services						<u>0</u>

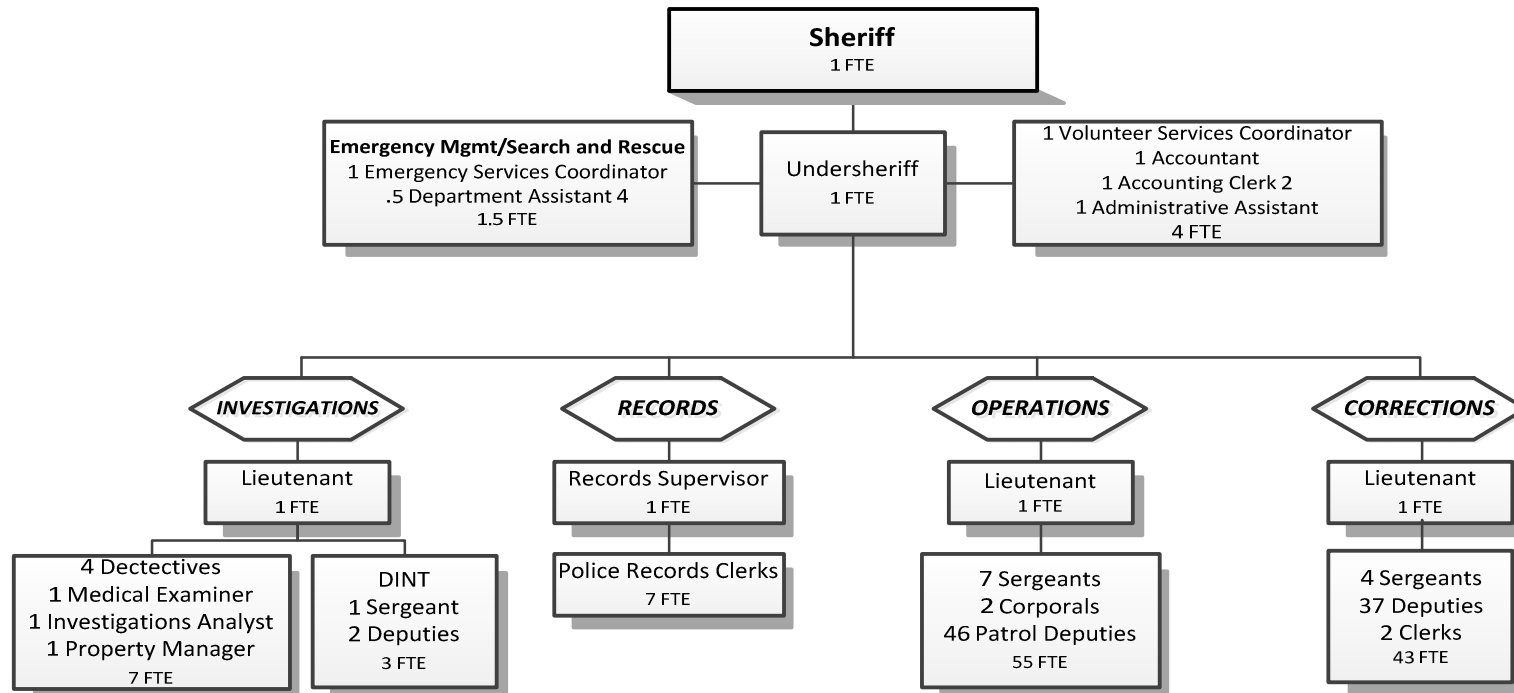
HISTORY ONLY



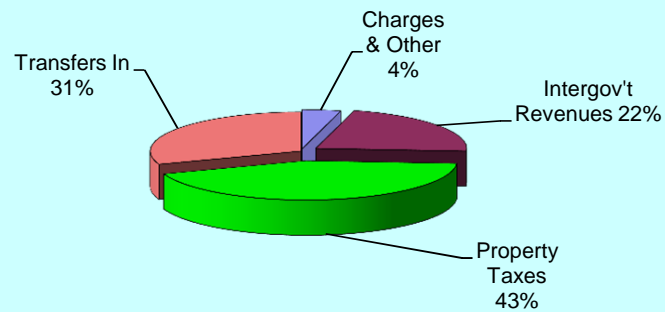
	Actual	Actual	Actual	Revised	Proposed	Change	
	FY 14-15	FY 15-16	FY 16-17	Budget FY 17-18	FY 18-19	Amount	%
<b><u>RESOURCES</u></b>							
Beginning Fund Balance	1,903,226	1,652,447	2,389,341	1,018,628	828,620	(190,008)	-19%
Revenues:							
Charges, Fees, Fines, Other	2,750,989	3,001,754	2,664,572	2,931,963	3,044,338	112,375	4%
Intergovernmental Revenues	3,758,435	5,207,503	5,433,247	5,792,614	5,686,111	(106,503)	-2%
Property Taxes	9,239,437	9,159,438	9,452,561	8,650,000	9,100,000	450,000	5%
Transfers In - General Fund	295,000			57,539	125,816	68,277	119%
Public Works	4,686,804	4,342,280	4,581,195	6,554,283	6,674,644	120,361	2%
Title III	210,661	98,366	66,888	100,000	100,000		
Solid Waste		745,000	641,742				
Total Revenues	20,941,326	22,554,341	22,840,205	24,086,399	24,730,909	644,510	3%
<b>TOTAL RESOURCES</b>	<b>22,844,552</b>	<b>24,206,788</b>	<b>25,229,546</b>	<b>25,105,027</b>	<b>25,559,529</b>		
<b><u>REQUIREMENTS</u></b>							
Personnel Services	16,524,815	17,448,385	17,849,406	18,745,673	19,518,889	773,216	4%
Materials and Services	4,401,345	4,298,474	4,686,158	5,382,285	5,219,088	(163,197)	-3%
Capital Outlay	264,115	70,588	311,910	125,840	114,180	(11,660)	-9%
Transfers Out - Health and Social Services	1,830						
Total Expenditures	21,192,105	21,817,447	22,847,474	24,253,798	24,852,157	598,359	2%
Ending Fund Balance	1,652,447	2,389,341	2,382,072	851,229	707,372	(143,857)	-17%
<b>TOTAL REQUIREMENTS</b>	<b>22,844,552</b>	<b>24,206,788</b>	<b>25,229,546</b>	<b>25,105,027</b>	<b>25,559,529</b>		
Change in Fund Balance	(250,779)	736,894	(7,269)	(167,399)	(121,248)		
<b>Staffing FTE</b>	<b>161.69</b>	<b>168.59</b>	<b>172.59</b>	<b>155.35</b>	<b>157.45</b>	<b>2.10</b>	

	FY 18-19					
	Sheriff	Work Crew	DINT	Communications 911 & Dispatch	Radio System	Total Public Safety Fund
Beginning Fund Balance	78,620	50,000	700,000			828,620
Revenues and Transfers In:						
Property Taxes	9,100,000					9,100,000
Intergovernmental Revenues	4,618,603	23,470	386,588	500,000	157,450	5,686,111
Charges, Fees, Fines and All Other	859,897	869,000	140,600	1,000,016	174,825	3,044,338
Transfers In:						
General Fund					125,816	125,816
Public Works Fund	6,289,181				385,463	6,674,644
Title III Fund	100,000					100,000
Total Revenues & Transfers In	20,967,681	892,470	527,188	1,500,016	843,554	24,730,909
<b>TOTAL RESOURCES</b>	<b>21,046,301</b>	<b>942,470</b>	<b>1,227,188</b>	<b>1,500,016</b>	<b>843,554</b>	<b>25,559,529</b>
Expenditures:						
Personnel Services	16,182,376	611,810	349,756	2,115,129	259,818	19,518,889
Materials and Services	4,071,577	200,420	280,300	83,055	583,736	5,219,088
Capital Outlay	94,180	20,000				114,180
	20,348,133	832,230	630,056	2,198,184	843,554	24,852,157
Reimbursement to Communications	698,168			(698,168)		
Total Expenditures	21,046,301	832,230	630,056	1,500,016	843,554	24,852,157
Ending Fund Balance		110,240	597,132			707,372
<b>TOTAL REQUIREMENTS</b>	<b>21,046,301</b>	<b>942,470</b>	<b>1,227,188</b>	<b>1,500,016</b>	<b>843,554</b>	<b>25,559,529</b>
<b>Staffing FTE</b>	<b>126.50</b>	<b>7.75</b>	<b>2.00</b>	<b>19.00</b>	<b>2.20</b>	<b>157.45</b>

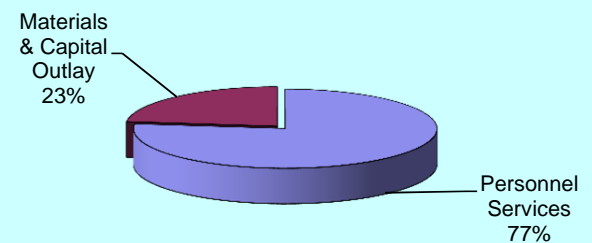
# **SHERIFF ENFORCEMENT & CORRECTIONS**



**CURRENT YEAR REVENUES \$20,967,681**



**CURRENT YEAR EXPENDITURES \$21,046,301**



Douglas County, Oregon  
Public Safety Fund  
Sheriff Enforcement and Corrections

	Actual	Actual	Actual	Revised	Proposed	Change	
	FY 14-15	FY 15-16	FY 16-17	Budget FY 17-18	FY 18-19	Amount	%
<b><u>RESOURCES</u></b>							
Beginning Balance	610,626	242,431	603,554	70,628	78,620	7,992	11%
Transfers In:							
Public Works	4,290,000	3,977,280	4,195,732	6,168,820	6,289,181	120,361	
Title III	70,951	98,366	66,888	100,000	100,000		
	4,360,951	4,075,646	4,262,620	6,268,820	6,389,181	120,361	2%
Property Taxes:							
Current Year	8,770,235	8,715,623	9,065,586	8,250,000	8,700,000	450,000	5%
Prior Years	469,202	443,815	386,975	400,000	400,000		
Intergovernmental Revenues	1,066,715	1,489,051	1,448,957	1,458,191	1,429,520	(28,671)	-2%
Sheriff Patrol Contracts	792,616	890,465	1,027,240	1,078,819	1,225,967	147,148	14%
DOJ Corrections Contract	942,476	1,825,140	1,911,324	2,077,779	1,963,116	(114,663)	-6%
All Other Revenues:							
Enforcement Division	460,765	581,228	588,549	490,065	445,097	(44,968)	-9%
Correction Division	387,161	410,276	461,406	426,300	414,800	(11,500)	-3%
Total Revenue	17,250,121	18,431,244	19,152,657	20,449,974	20,967,681	517,707	3%
<b>TOTAL RESOURCES</b>	17,860,747	18,673,675	19,756,211	20,520,602	21,046,301		
<b><u>REQUIREMENTS</u></b>							
Enforcement Division	11,050,367	11,430,007	11,867,657	12,937,722	13,147,543	209,821	2%
Corrections Division	6,567,949	6,640,114	7,187,131	7,582,880	7,898,758	315,878	4%
Total Expenditures	17,618,316	18,070,121	19,054,788	20,520,602	21,046,301	525,699	3%
Ending Fund Balance	242,431	603,554	701,423				
<b>TOTAL REQUIREMENTS</b>	17,860,747	18,673,675	19,756,211	20,520,602	21,046,301		
Staffing FTE: Enforcement	81.50	79.50	81.50	81.50	82.50	1.00	
Corrections	44.00	46.00	46.00	44.00	44.00		
<b>Total</b>	<b>125.50</b>	<b>125.50</b>	<b>127.50</b>	<b>125.50</b>	<b>126.50</b>	<b>1.00</b>	

Capital outlay detailed on pages 121 and 125

## SHERIFF DETAILED REVENUES

Douglas County, Oregon  
Public Safety Fund  
Sheriff Revenues

Department Detail

			Actual	Actual	Revised	Proposed	Approved	Adopted
			FY 15-16	FY 16-17	Budget	FY 18-19	FY 18-19	FY 18-19
					FY 17-18			
220-1000-2280-02	Duplicating Services	Photocopies	307	210	300	500		
220-1000-2300-01	Sheriff Fees & Services	Fees-Serving Papers	127,040	111,143	140,000	132,000		
220-1000-2300-02	Sheriff Fees & Services	Accident Reports	5,495	6,219	5,500	6,000		
220-1000-2300-04	Sheriff Fees & Services	Vehicle Tow Fees	10,800	7,800	5,000	6,000		
220-1000-2300-05	Sheriff Fees & Services	Fingerprinting	1,740	4,335	5,000	5,000		
220-1000-2300-06	Sheriff Fees & Services	Fingerprinting-OSP	19,304	24,628	8,000	12,000		
220-1000-2900-00	Liquor Licenses	General	4,075	4,850	2,500	2,500		
220-1000-2990-00	Concealed Weapons Permit	General	151,552	185,687	150,000	138,000		
220-1000-3000-00	Court Fines	General	41,876	47,766	35,000	40,000		
220-1000-3020-00	Jail Statutory Assessment	General	129,545	130,750	78,000	59,832		
220-1000-3030-00	Restitution	General	3,905	3,864	3,500	3,500		
220-1000-3250-00	State/Fed-Transportation Dept	General	14,426	13,948	15,000	10,000		
220-1000-3250-02	State/Fed-Transportation Dept	Seat Belt Program	4,235	4,125	3,000	2,500		
220-1000-3250-03	State/Fed-Transportation Dept	Speed Enforcement Program	5,000	4,688	4,690	0		
220-1000-3250-04	State/Fed-Transportation Dept	Safety Seat Program	836	0	0	0		
220-1000-3290-00	State/Fed-Other Assistance	General	109,834	0	0	0		
220-1000-3290-01	State/Fed-Other Assistance	OR State Police	0	3,611	0	0		
220-1000-3290-02	State/Fed-Other Assistance	Emergency Mgmt Assistance	102,818	81,092	92,353	92,353		
220-1000-3290-03	State/Fed-Other Assistance	OR EMA-Hazard Mitigation Grant	0	0	22,000	0		
220-1000-3290-34	State/Fed-Other Assistance	OEM-Homeland Security Program	105,317	40,650	52,187	42,860		
220-1000-3290-49	State/Fed-Other Assistance	OR Dept of Forestry	0	55,459	0	0		
220-1000-3390-00	State-Other Assistance	General	0	1,383	0	0		
220-1000-3390-01	State-Other Assistance	Marine Board Grants	154,816	246,293	260,933	262,458		
220-1000-3390-70	State-Other Assistance	ATV Grant	185,620	185,620	185,486	176,567		
220-1000-3395-00	Local Assistance	General	6,779	0	0	0		
220-1000-3395-35	Local Assistance	OR State Snowmobile Assoc.	5,000	10,000	0	0		
220-1000-3450-74	Shared Revenues	Cities-Part in Fines	9,951	8,639	7,000	7,000		
220-1000-3550-45	Cost Share	Sheriff Court Security	0	0	0	43,669		
220-1000-3550-50	Cost Share	Sheriff Patrol Contracts	890,465	1,027,240	1,078,819	1,225,967		
220-1000-3600-04	Tax Offsets	West OR Privilege/Severance	36,646	26,511	20,000	20,000		
220-1000-3620-99	In Lieu of Taxes	OR Ent Zone	0	24,950	0	0		
220-1000-3700-00	Current Taxes	General	8,715,623	9,065,586	8,250,000	8,700,000		
220-1000-3720-01	Prior Taxes	First Prior Year	165,891	141,493	400,000	400,000		
220-1000-3720-02	Prior Taxes	Second Prior Year	92,593	84,199	0	0		
220-1000-3720-03	Prior Taxes	Third Prior Year	118,203	99,805	0	0		
220-1000-3720-04	Prior Taxes	Fourth Prior Year	53,576	39,440	0	0		

Douglas County, Oregon  
Public Safety Fund  
Sheriff Revenues

Department Detail

			Actual	Actual	Revised	Proposed	Approved	Adopted
			FY 15-16	FY 16-17	Budget	FY 18-19	FY 18-19	FY 18-19
					FY 17-18			
220-1000-3720-05	Prior Taxes	Fifth Prior Year	6,454	8,510	0	0		
220-1000-3720-06	Prior Taxes	Six and Over Prior	7,098	13,528	0	0		
220-1000-3800-01	Interest	General Investments	7,262	12,828	0	0		
220-1000-3800-02	Interest	Property Taxes	1,830	3,447	7,000	7,000		
220-1000-3840-00	Contributions and Donations	General	100	486	2,615	2,615		
220-1000-3870-00	Other Sales	General	1,276	5,361	0	0		
220-1000-3870-80	Other Sales	Sale of Inventory	8,850	0	0	0		
220-1000-3875-00	Expense Reimbursements	General	32,152	0	0	0		
220-1000-3875-22	Expense Reimbursements	Jury/Witness	445	315	600	600		
220-1000-3879-00	Miscellaneous	General	11,612	22,520	32,050	14,550		
220-1000-3879-50	Miscellaneous	ATV Safety Diversion	14,575	11,725	15,000	15,000		
220-1000-3879-80	Miscellaneous	Cash Over/Short	0	-1	0	0		
220-1000-3879-90	Miscellaneous	Subrogating Claim Recovery	7,548	4,681	0	0		
220-1000-3879-95	Miscellaneous	NSF Checks	(61)	(65)	0	0		
220-1000-3900-11	Transfers In	Public Works	3,977,280	4,195,732	6,168,820	6,289,181		
220-1000-3900-26	Transfers In	Title III	98,366	66,888	100,000	100,000		
220-1100-2340-01	Correctional Fees	State Prisoners Transport	4,983	3,829	10,000	10,000		
220-1100-2340-04	Correctional Fees	Federal Prisoners-Room & Board	0	0	1,000	1,000		
220-1100-2340-05	Correctional Fees	County/Other Prisoners-Room & Board	0	0	400	400		
220-1100-2340-06	Correctional Fees	City Prisoners-Room & Board	193,324	229,579	220,000	220,000		
220-1100-2340-09	Correctional Fees	Prisoner Housing Fee	941	2,427	15,000	2,500		
220-1100-2340-12	Correctional Fees	Jail Fees	35,676	35,061	28,000	35,000		
220-1100-2340-13	Correctional Fees	SB395 Housing Fees	111,394	83,968	75,000	80,000		
220-1100-2340-24	Correctional Fees	Electronic Monitoring Supervision	3,233	3,450	15,000	2,500		
220-1100-3030-00	Restitution	General	180	1,162	400	400		
220-1100-3190-00	Fed-Other Assistance	General	5,000	6,015	5,000	5,000		
220-1100-3190-50	Fed-Other Assistance	US Social Security Administration	20,200	13,400	500	10,000		
220-1100-3390-54	State-Other Assistance	DOC-Grant In Aid	1,825,140	1,911,324	2,077,779	1,963,116		
220-1100-3390-65	State-Other Assistance	Criminal Justice Commission	722,573	722,573	790,042	757,113		
220-1100-3870-20	Other Sales	Commissary Sales	25,208	28,016	20,000	22,000		
220-1100-3875-00	Expense Reimbursements	General	0	23,138	0	0		
220-1100-3875-10	Expense Reimbursements	Medical	0	0	1,000	500		
220-1100-3879-00	Miscellaneous	General	2,060	463	500	500		
220-1100-3879-25	Miscellaneous	Pay Phones	33,277	50,313	40,000	40,000		
<b>Total Revenues</b>			<b>18,431,244</b>	<b>19,152,657</b>	<b>20,449,974</b>	<b>20,967,681</b>	<b>0</b>	<b>0</b>

## SHERIFF ENFORCEMENT DETAILED EXPENDITURES

Douglas County, Oregon  
Public Safety Fund  
Sheriff Enforcement

Department Detail

			Actual	Actual	Revised	Proposed	Approved	Adopted
			FY 15-16	FY 16-17	Budget	FY 18-19	FY 18-19	FY 18-19
					FY 17-18			
220-1000-4000-00	Regular Employees	General	4,882,503	4,892,746	5,285,842	5,379,931		
220-1000-4030-00	Temporary Employees	General	241,251	260,296	237,000	281,763		
220-1000-4050-00	Overtime	General	556,284	478,023	389,280	400,500		
220-1000-4500-00	PERS	General	1,613,074	1,573,980	2,050,129	2,063,143		
220-1000-4510-00	Social Security	General	427,178	428,313	452,280	463,758		
220-1000-4520-00	Workers' Compensation	General	113,599	224,615	236,484	242,489		
220-1000-4520-01	Workers' Compensation	Workers Comp Claims	12,255	4,254	0	0		
220-1000-4530-00	Medical and Dental Insurance	General	1,388,836	1,376,863	1,671,894	1,737,792		
220-1000-4540-00	Unemployment	General	50,991	50,675	88,681	90,933		
<b>Total Personnel Services</b>			<b>9,285,971</b>	<b>9,289,765</b>	<b>10,411,590</b>	<b>10,660,309</b>	<b>0</b>	<b>0</b>
220-1000-5000-00	Legal Services	General	9,425	5,184	10,000	10,000		
220-1000-5099-00	Other Professional Services	General	57,586	59,012	68,000	58,565		
220-1000-5330-00	Volunteer Services Contract	General	796	990	1,000	1,000		
220-1000-5500-00	Intergov't Assistance	General	135	0	67,000	20,000		
220-1000-5700-01	Investigation and Prosecution	Evidence Procurement	793	41	700	500		
220-1000-5700-50	Investigation and Prosecution	K-9 Patrol	1,211	698	1,385	1,200		
220-1000-5720-01	Crime Prevention and Diversion	Neighborhood Watch	1,128	1,413	3,500	3,500		
220-1000-6150-00	Uniforms and Uniform Allowance	General	30,357	35,987	36,500	35,900		
220-1000-6150-01	Uniforms and Uniform Allowance	Bullet Proof Vests	26,406	10,566	20,000	22,000		
220-1000-6160-00	Ammunition	General	20,284	24,032	25,000	27,500		
220-1000-6200-00	Food and Meals	General	5,607	1,891	3,200	4,200		
220-1000-6290-00	Software Purchases	General	9,089	87,584	95,744	99,800		
220-1000-6290-10	Software Purchases	Software Updates/Maintenance	3,900	7,757	4,521	1,360		
220-1000-6295-00	Equipment-Noninventory	General	89,251	125,830	93,979	79,997		
220-1000-6295-02	Equipment-Noninventory	Computer Replacement	0	9,548	55,300	6,524		
220-1000-6299-00	Other Materials and Supplies	General	54,209	60,763	54,602	49,215		
220-1000-6299-54	Other Materials and Supplies	Volunteer Expenses	350	600	1,000	1,000		
220-1000-6400-00	Land and Building Rent	General	365	0	365	365		
220-1000-6500-00	Interdept Vehicle Expense	General	844,310	891,823	823,500	875,500		
220-1000-6510-00	Equip/Vehicle Main & Repair	General	489	5,766	8,938	7,400		
220-1000-6510-02	Equip/Vehicle Main & Repair	Equipment Service Contracts	38,818	38,728	53,500	54,300		
220-1000-6680-01	Communication	Telephone	17,810	16,552	23,000	23,000		
220-1000-6680-10	Communication	Internet Service	334	1,278	500	500		
220-1000-6680-16	Communication	Wireless Data Communications	56,840	58,262	62,528	62,000		
220-1000-6685-00	Utilities	General	2,571	2,353	2,900	3,000		

Douglas County, Oregon  
Public Safety Fund  
Sheriff Enforcement

Department Detail

			Actual	Actual	Revised	Proposed	Approved	Adopted
			FY 15-16	FY 16-17	Budget	FY 18-19	FY 18-19	FY 18-19
					FY 17-18			
220-1000-6715-03	Workers' Compensation	Volunteer Injury Comp	6,881	926	3,500	3,500		
220-1000-6720-01	Fire/Liability Insurance	Liability Ins Interdept Charges	72,500	111,250	118,748	132,500		
220-1000-6730-00	Liability Claims	General	4,469	5,792	2,000	2,000		
220-1000-6800-00	Laundry and Dry Cleaning	General	22,004	16,354	17,000	16,400		
220-1000-6870-00	Laboratory and Testing	General	0	0	1,000	1,000		
220-1000-7400-00	Office Supplies and Expenses	General	18,018	22,525	19,350	19,700		
220-1000-7410-00	Postage	General	12,398	13,642	7,310	7,260		
220-1000-7420-01	Duplicating Services	Photos, Photostats, Copying	0	0	400	400		
220-1000-7500-00	Subscriptions & Periodicals	General	979	2,171	1,250	2,150		
220-1000-7550-00	Travel	General	2,898	1,766	10,100	5,100		
220-1000-7560-00	Conventions, Schools, Seminars	General	30,881	28,811	40,800	51,500		
220-1000-7560-01	Conventions, Schools, Seminars	Instructors	0	0	4,000	3,000		
220-1000-7580-00	Dues and Memberships	General	3,922	2,293	2,350	2,550		
220-1000-7850-00	Pre-employment Testing	General	11,562	11,810	10,000	10,000		
220-1000-7900-00	Miscellaneous	General	19,439	24,584	25,200	21,000		
220-1000-7900-04	Miscellaneous	Bank Card Fees	2,581	3,523	2,700	3,500		
220-1000-7900-96	Miscellaneous	Expense Reimbursements	0	46,976	0	0		
<b>Total Materials and Services</b>			<b>1,480,596</b>	<b>1,739,081</b>	<b>1,782,370</b>	<b>1,729,886</b>	<b>0</b>	<b>0</b>
220-1000-8200-00	Furniture and Equipment	General	5,810	6,879	15,000	35,000		
220-1000-8200-99	Furniture and Equipment	Noninventory	32,316	102,392	31,000	24,180		
220-1000-8300-00	Vehicles and Heavy Equipment	General	7,850	91,381	32,840	0		
220-1000-8300-99	Vehicles and Heavy Equipment	Noninventory	2,650	4,900	0	0		
<b>Total Capital Outlay</b>			<b>48,626</b>	<b>205,552</b>	<b>78,840</b>	<b>59,180</b>	<b>0</b>	<b>0</b>
<b>Total Before Intrafund Transfer</b>			<b>10,815,193</b>	<b>11,234,398</b>	<b>12,272,800</b>	<b>12,449,375</b>	<b>0</b>	<b>0</b>
220-1000-9899-82	Intrafund Transfers	Communications & Electronics	614,814	633,259	664,922	698,168		
<b>Total Expenditures</b>			<b>11,430,007</b>	<b>11,867,657</b>	<b>12,937,722</b>	<b>13,147,543</b>	<b>0</b>	<b>0</b>
<b>Capital Outlay</b>								
Miscellaneous Capital							44,180	
Replace Finger Print Scanner							10,000	
Stretcher for Morgue							5,000	
							<u>59,180</u>	

Douglas County, Oregon  
Public Safety Fund  
Sheriff Enforcement

PERSONNEL SERVICES					
	Actual	Actual	Revised	Budget	
	FTE	FTE	Budget	FY 18-19	
	FY 15-16	FY 16-17	FY 17-18	FTE	Amount
Sheriff	1.00	1.00	1.00	1.00	109,949
Volunteer Services Coordinator	1.00	1.00	1.00	1.00	45,985
Emergency Services Coordinator	1.00	1.00	1.00	1.00	73,070
Records & Civil Division Supervisor	1.00	1.00	1.00	1.00	64,285
Property Manager	1.00	1.00	1.00	1.00	52,270
Police Records Clerk	8.00	8.00	7.00	7.00	283,678
Undersheriff	1.00	1.00	1.00	1.00	109,533
Patrol Captain		1.00			
Lieutenant	2.00	2.00	2.00	2.00	214,430
Sergeant	7.00	7.00	8.00	8.00	755,616
Investigations Analyst			1.00	1.00	44,065
Chief Deputy Medical Examiner	1.00	1.00	1.00	1.00	75,650
Detectives	4.00	4.00	4.00	4.00	290,351
Corporal	3.00	2.00	2.00	2.00	140,898
Patrol Deputy Sheriff	46.00	47.00	47.00	48.00	2,964,784
Administrative Assistant (PS)			1.00	1.00	50,731
Administrative Assistant	1.00	1.00			
Accountant		1.00	1.00	1.00	54,626
Accounting Technician 1	1.00	1.00	1.00		
Accounting Clerk 2				1.00	32,917
Senior Department Assistant				0.50	17,093
Department Assistant 4	0.50	0.50	0.50		
Total Regular	<u>79.50</u>	<u>81.50</u>	<u>81.50</u>	<u>82.50</u>	<u>5,379,931</u>
Temporary					281,763
Overtime					400,500
PERS		26.55%, 31.32%, 38.18%			2,063,143
Social Security		7.65%			463,758
Worker's Compensation		4.00%			242,489
Unemployment		1.50%			90,933
Medical & Dental Insurance		Varied			<u>1,737,792</u>
Total Personnel Services					<u><u>10,660,309</u></u>

# SHERIFF CORRECTIONS DETAILED EXPENDITURES

Douglas County, Oregon  
Public Safety Fund  
Sheriff Corrections

Department Detail

			Actual	Actual	Revised	Proposed	Approved	Adopted
			FY 15-16	FY 16-17	Budget	FY 18-19	FY 18-19	FY 18-19
					FY 17-18			
220-1100-4000-00	Regular Employees	General	2,530,045	2,727,266	2,789,720	2,846,664		
220-1100-4030-00	Temporary Employees	General	71,484	56,797	59,000	80,000		
220-1100-4050-00	Overtime	General	238,138	228,562	91,000	180,000		
220-1100-4500-00	PERS	General	824,460	823,146	983,892	1,048,185		
220-1100-4510-00	Social Security	General	214,404	230,018	224,888	237,660		
220-1100-4520-00	Workers' Compensation	General	56,793	120,202	117,589	124,266		
220-1100-4520-01	Workers' Compensation	Workers Comp Claims	5,354	269	0	0		
220-1100-4530-00	Medical and Dental Insurance	General	723,576	799,849	931,782	958,692		
220-1100-4540-00	Unemployment	General	25,496	27,113	44,096	46,600		
<b>Total Personnel Services</b>			<b>4,689,750</b>	<b>5,013,222</b>	<b>5,241,967</b>	<b>5,522,067</b>	<b>0</b>	<b>0</b>
220-1100-5040-00	Medical and Hospital Services	General	0	0	3,000	3,000		
220-1100-5099-00	Other Professional Services	General	1,172,988	1,246,024	1,335,701	1,318,969		
220-1100-5099-60	Other Professional Services	Justice Benefits Inc	1,100	1,323	3,000	1,500		
220-1100-5790-01	Transport Costs	Security Transport	0	325	5,000	5,000		
220-1100-6150-00	Uniforms and Uniform Allowance	General	0	68	0	0		
220-1100-6200-00	Food and Meals	General	372,447	407,343	420,732	420,732		
220-1100-6210-00	Clothing	General	2,984	2,561	5,000	5,000		
220-1100-6220-00	Household Expenses	General	40,653	43,851	32,000	32,000		
220-1100-6220-01	Household Expenses	Bedding	0	687	5,000	3,000		
220-1100-6220-02	Household Expenses	Kitchen	1,062	8,559	2,500	2,500		
220-1100-6220-03	Household Expenses	Inmate Fund Expenses	19,564	16,343	17,000	19,000		
220-1100-6290-00	Software Purchases	General	1,137	959	5,000	5,000		
220-1100-6290-10	Software Purchases	Software Updates/Maintenance	0	1,435	1,328	240		
220-1100-6295-00	Equipment-Noninventory	General	7,121	3,150	20,000	15,000		
220-1100-6295-02	Equipment-Noninventory	Computer Replacement	0	6,764	7,000	2,900		
220-1100-6299-00	Other Materials and Supplies	General	10,044	6,363	6,000	7,000		
220-1100-6450-24	Equipment/Vehicle Rent	Electronic Monitoring Equip	847	792	4,000	1,500		
220-1100-6500-00	Interdept Vehicle Expense	General	17,241	21,718	30,000	30,000		
220-1100-6510-00	Equip/Vehicle Main & Repair	General	5,733	5,084	5,000	5,500		
220-1100-6510-02	Equip/Vehicle Main & Repair	Equipment Service Contracts	25,945	27,296	24,000	27,000		
220-1100-6550-00	Building and Grounds Main	General	0	148	500	500		
220-1100-6680-01	Communication	Telephone	3,004	1,080	4,000	1,100		
220-1100-6680-10	Communication	Internet Service	3,485	3,804	2,500	4,000		
220-1100-6685-04	Utilities	Garbage	2,905	4,511	1,500	1,800		

Douglas County, Oregon  
Public Safety Fund  
Sheriff Corrections

Department Detail

			Actual	Actual	Revised	Proposed	Approved	Adopted
			FY 15-16	FY 16-17	Budget	FY 18-19	FY 18-19	FY 18-19
					FY 17-18			
220-1100-6720-01	Fire/Liability Insurance	Liability Ins Interdept Charges	217,500	333,750	356,252	397,500		
220-1100-6730-00	Liability Claims	General	225	0	1,500	1,500		
220-1100-6800-00	Laundry and Dry Cleaning	General	11,826	12,488	8,200	11,700		
220-1100-7400-00	Office Supplies and Expenses	General	3,497	3,163	4,000	3,000		
220-1100-7410-00	Postage	General	662	580	400	450		
220-1100-7420-01	Duplicating Services	Photos, Photostats, Copying	0	0	200	200		
220-1100-7500-00	Subscriptions & Periodicals	General	3,060	3,768	2,500	2,500		
220-1100-7550-00	Travel	General	0	0	1,000	1,000		
220-1100-7550-20	Travel	Jail Inspection	0	0	2,000	1,500		
220-1100-7560-00	Conventions, Schools, Seminars	General	4,904	9,432	10,000	10,000		
220-1100-7580-00	Dues and Memberships	General	680	540	100	100		
<b>Total Materials and Services</b>			<b>1,930,614</b>	<b>2,173,909</b>	<b>2,325,913</b>	<b>2,341,691</b>	<b>0</b>	<b>0</b>
220-1100-8200-00	Furniture and Equipment	General	19,750	0	0	0		
220-1100-8200-99	Furniture and Equipment	Noninventory	0	0	15,000	35,000		
<b>Total Capital Outlay</b>			<b>19,750</b>	<b>0</b>	<b>15,000</b>	<b>35,000</b>	<b>0</b>	<b>0</b>
<b>Total Expenditures</b>			<b>6,640,114</b>	<b>7,187,131</b>	<b>7,582,880</b>	<b>7,898,758</b>	<b>0</b>	<b>0</b>

Capital Outlay:

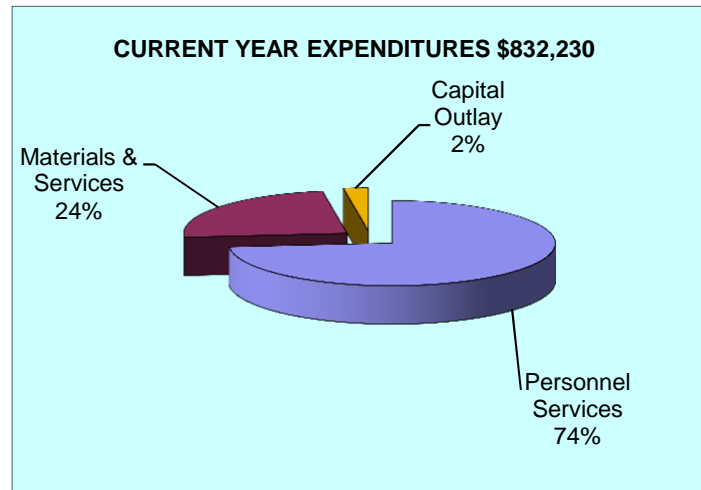
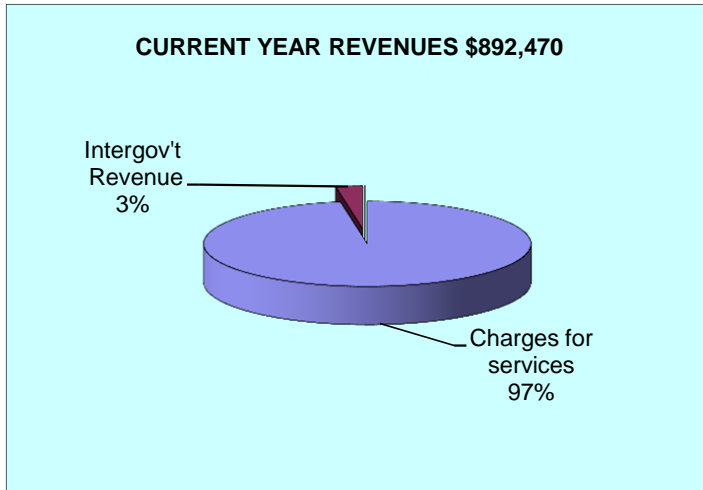
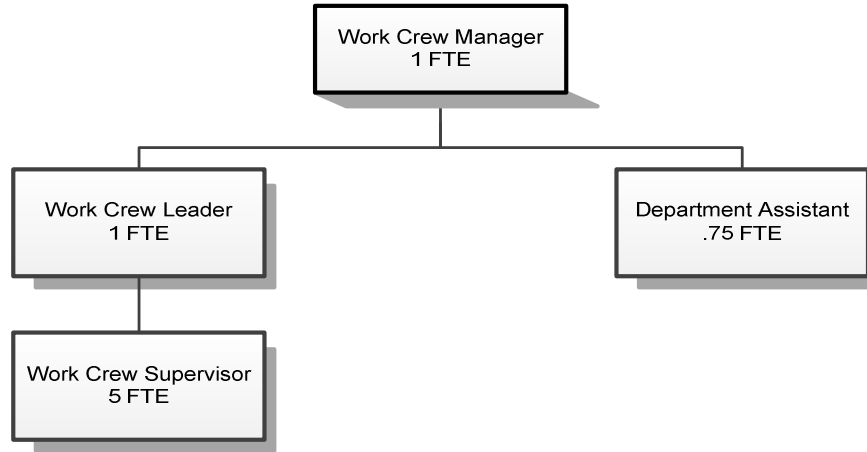
Miscellaneous Capital  
Finger Print Machine

15,000  
20,000  
35,000

Douglas County, Oregon  
Public Safety Fund  
Sheriff Corrections

PERSONNEL SERVICES					
	Actual	Actual	Revised	Budget	
	FTE	FTE	Budget	FY 18-19	
	FY 15-16	FY 16-17	FTE	FTE	Amount
Corrections Deputy-Basic	39.00	39.00	37.00	37.00	2,263,408
Corrections Clerk	2.00	2.00	2.00	2.00	93,913
Lieutenant	1.00	1.00	1.00	1.00	109,491
Sergeant	4.00	4.00	4.00	4.00	379,852
Total Regular	<u>46.00</u>	<u>46.00</u>	<u>44.00</u>	<u>44.00</u>	<u>2,846,664</u>
Temporary					80,000
Overtime					180,000
PERS		26.55%, 31.32%, 38.18%			1,048,185
Social Security		7.65%			237,660
Worker's Compensation		4.00%			124,266
Unemployment		1.50%			46,600
Medical & Dental Insurance		Varied			958,692
Total Personnel Services					<u><u>5,522,067</u></u>

# WORK CREW



Douglas County, Oregon  
Public Safety Fund  
Work Crew (1120)

	Actual	Actual	Actual	Revised	Proposed	Change	
	FY 14-15	FY 15-16	FY 16-17	Budget FY 17-18	FY 18-19	Amount	%
<b><u>RESOURCES</u></b>							
Beginning Balance	414,193	330,566	436,753	200,000	50,000	(150,000)	-75%
Revenues and Other Sources:							
Outside Charges and Other Revenues	295,005	504,101	195,645	290,000	319,000	29,000	10%
Interdepartmental Charges	461,294	354,861	395,941	550,000	550,000		
Intergovernmental Revenues	36,614	38,976	35,622	30,000	23,470	(6,530)	-22%
Transfers In - General Fund	295,000						
Solid Waste		745,000	641,742				
Title III	139,710						
Total Revenue	1,227,623	1,642,938	1,268,950	870,000	892,470	22,470	3%
<b>TOTAL RESOURCES</b>	1,641,816	1,973,504	1,705,703	1,070,000	942,470		
<b><u>REQUIREMENTS</u></b>							
Personnel Services	981,803	1,246,735	1,326,516	625,278	611,810	(13,468)	-2%
Materials & Services	324,450	287,804	193,855	192,540	200,420	7,880	4%
Capital Outlay	4,997	2,212	7,898	32,000	20,000	(12,000)	-38%
Total Expenditures	1,311,250	1,536,751	1,528,269	849,818	832,230	(17,588)	-2%
Ending Balance	330,566	436,753	177,434	220,182	110,240	(109,942)	-50%
<b>TOTAL REQUIREMENTS</b>	1,641,816	1,973,504	1,705,703	1,070,000	942,470		
<b>Staffing FTE</b>	<b>13.00</b>	<b>21.00</b>	<b>23.00</b>	<b>7.75</b>	<b>7.75</b>		

Capital Outlay - Replace 2 Equipment Trailers 20,000

Douglas County, Oregon  
Public Safety Fund  
Work Crew

Departmental Detail

			Actual	Actual	Revised	Proposed	Approved	Adopted
			FY 15-16	FY 16-17	Budget	FY 18-19	FY 18-19	FY 18-19
					FY 17-18			
220-1120-2340-22	Correctional Fees	Work Crew Supervision	10,072	10,255	10,000	10,000		
220-1120-2400-00	Outside Sales & Services	General	413,819	87,751	170,000	170,000		
220-1120-2400-01	Outside Sales & Services	OR Dept of Transportation	63,399	57,551	70,000	70,000		
220-1120-2400-02	Outside Sales & Services	US Forest Service	15,956	38,918	40,000	69,000		
220-1120-2890-00	Interdept Charges for Services	General	354,861	395,941	550,000	550,000		
220-1120-3190-00	Fed-Other Assistance	General	38,976	35,622	30,000	23,470		
220-1120-3800-01	Interest	General Investments	855	1,170	0	0		
220-1120-3900-54	Transfers In	Solid Waste	745,000	641,742	0	0		
<b>Total Revenue</b>			<b>1,642,938</b>	<b>1,268,950</b>	<b>870,000</b>	<b>892,470</b>	<b>0</b>	<b>0</b>
220-1120-4000-00	Regular Employees	General	580,310	644,010	308,816	299,626		
220-1120-4030-00	Temporary Employees	General	101,672	59,774	20,000	20,000		
220-1120-4050-00	Overtime	General	56,674	24,031	20,000	20,000		
220-1120-4500-00	PERS	General	163,825	175,423	103,170	94,822		
220-1120-4510-00	Social Security	General	55,520	55,097	26,684	25,981		
220-1120-4520-00	Workers' Compensation	General	5,171	14,505	6,976	13,585		
220-1120-4520-01	Workers' Compensation	Workers Comp Claims	2,252	11,959	0	0		
220-1120-4530-00	Medical and Dental Insurance	General	274,705	335,166	134,400	134,400		
220-1120-4540-00	Unemployment	General	6,606	6,551	5,232	3,396		
<b>Total Personnel Services</b>			<b>1,246,735</b>	<b>1,326,516</b>	<b>625,278</b>	<b>611,810</b>	<b>0</b>	<b>0</b>
220-1120-5720-22	Crime Prevention and Diversion	Fire Crew Stipend	141,200	59,980	65,000	70,000		
220-1120-6290-00	Software Purchases	General	0	0	40	70		
220-1120-6295-00	Equipment-Noninventory	General	0	0	0	4,350		
220-1120-6299-00	Other Materials and Supplies	General	33,111	23,364	30,000	30,000		
220-1120-6500-00	Interdept Vehicle Expense	General	95,568	79,927	75,000	75,000		
220-1120-6680-01	Communication	Telephone	2,746	2,484	3,500	3,500		
220-1120-6720-01	Fire/Liability Insurance	Liability Ins Charges	4,000	22,000	12,000	10,500		
220-1120-6720-02	Fire/Liability Insurance	Liability Insurance	409	681	1,000	1,000		
220-1120-6730-00	Liability Claims	General	2,583	25	0	0		
220-1120-7400-00	Office Supplies and Expenses	General	1,740	900	1,500	1,500		
220-1120-7410-00	Postage	General	348	322	500	500		
220-1120-7560-00	Conventions, Schools, Seminars	General	2,752	1,344	3,000	3,000		

Douglas County, Oregon  
Public Safety Fund  
Work Crew

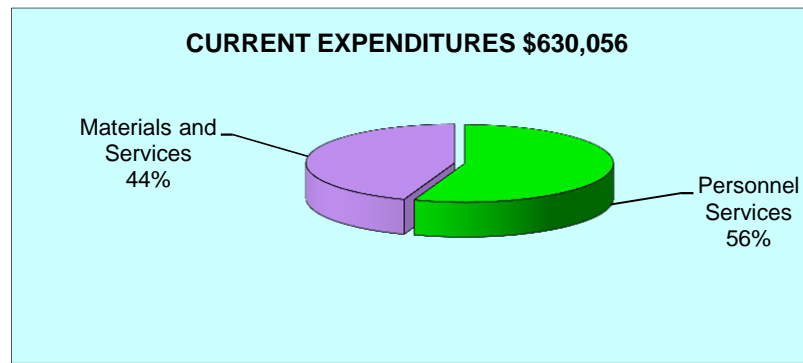
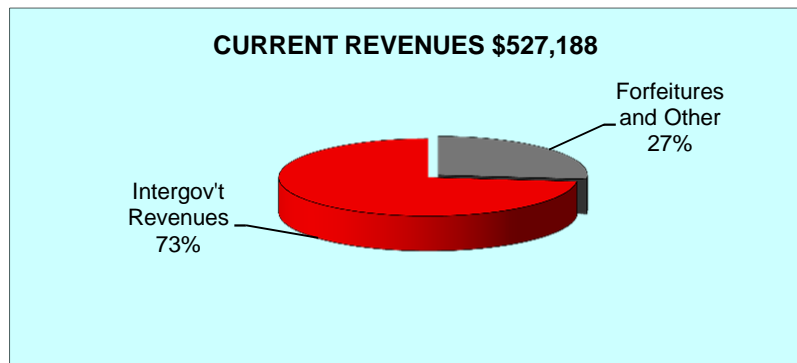
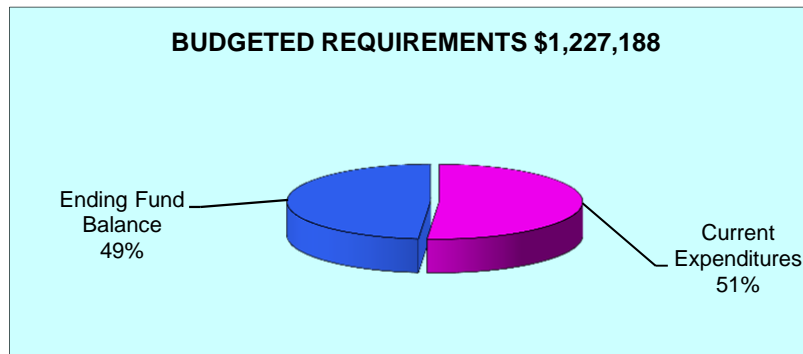
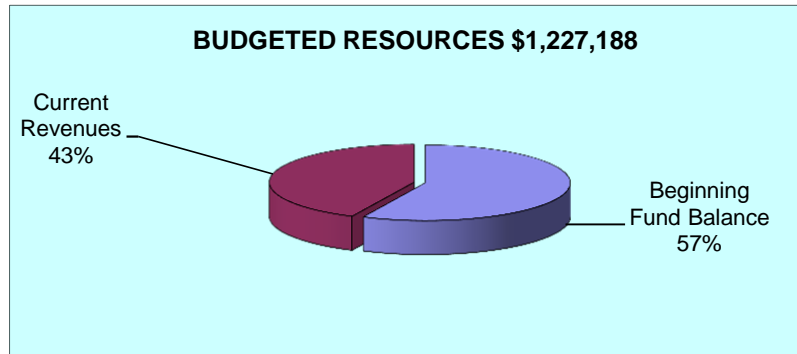

Departmental Detail

			Actual	Actual	Revised	Proposed	Approved	Adopted
			FY 15-16	FY 16-17	Budget	FY 18-19	FY 18-19	FY 18-19
					FY 17-18			
220-1120-7850-00	Pre-employment Testing	General	3,347	2,828	1,000	1,000		
<b>Total Materials and Services</b>			<b>287,804</b>	<b>193,855</b>	<b>192,540</b>	<b>200,420</b>	<b>0</b>	<b>0</b>
220-1120-8200-99	Furniture and Equipment	Noninventory	2,212	0	0	0		
220-1120-8300-00	Vehicles and Heavy Equipment	General	0	0	32,000	20,000		
220-1120-8300-99	Vehicles and Heavy Equipment	Noninventory	0	7,898	0	0		
<b>Total Capital Outlay</b>			<b>2,212</b>	<b>7,898</b>	<b>32,000</b>	<b>20,000</b>	<b>0</b>	<b>0</b>
<b>Total Expenditures</b>			<b>1,536,751</b>	<b>1,528,269</b>	<b>849,818</b>	<b>832,230</b>	<b>0</b>	<b>0</b>

Douglas County, Oregon  
Public Safety Fund  
Work Crew

PERSONNEL SERVICES					
	Actual	Actual	Revised	Budget	
	FTE	FTE	Budget	FY 18-19	
	FY 15-16	FY 16-17	FTE	FTE	Amount
Work Crew Manager	1.00	1.00	1.00	1.00	52,110
Work Crew Leadworker	1.00	1.00	1.00	1.00	44,214
Work Crew Supervisor	4.00	6.00	5.00	5.00	182,951
Transfer Site Attendant 2	14.00	14.00			
Senior Department Assistant				0.75	20,351
Department Assistant 4	1.00	1.00	0.75		
Total Regular	<u>21.00</u>	<u>23.00</u>	<u>7.75</u>	<u>7.75</u>	<u>299,626</u>
Temporary					20,000
Overtime					20,000
PERS		26.55%, 38.18%			94,822
Social Security		7.65%			25,981
Worker's Compensation		4.00%			13,585
Unemployment		1.00%			3,396
Medical & Dental Insurance		\$1,400/mo			134,400
Total Personnel Services					<u><u>611,810</u></u>

# DOUGLAS INTERAGENCY NARCOTICS TEAM



Douglas County, Oregon  
 Public Safety Fund  
 Douglas Interagency Narcotics Team (1700)

	Actual	Actual	Actual	Revised Budget	Proposed	Change	
	FY 14-15	FY 15-16	FY 16-17	FY 17-18	FY 18-19	Amount	%
<b><u>RESOURCES</u></b>							
Beginning Balance	596,082	781,603	881,066	700,000	700,000		
Revenues:							
Forfeitures, Interest and Other Misc	238,898	171,387	12,387	143,600	140,600	(3,000)	
Intergovernmental Revenues	415,118	420,782	388,436	310,000	386,588	76,588	
Total Revenues	654,016	592,169	400,823	453,600	527,188	73,588	16%
<b>TOTAL RESOURCES</b>	1,250,098	1,373,772	1,281,889	1,153,600	1,227,188		
<b><u>REQUIREMENTS</u></b>							
Personnel Services	278,172	289,213	299,848	320,603	349,756	29,153	
Materials & Services	188,928	203,493	147,664	226,950	280,300	53,350	
Capital Outlay	1,395						
Total Expenditures	468,495	492,706	447,512	547,553	630,056	82,503	15%
Ending Balance	781,603	881,066	834,377	606,047	597,132	(8,915)	-1%
<b>TOTAL REQUIREMENTS</b>	1,250,098	1,373,772	1,281,889	1,153,600	1,227,188		
<b>Staffing FTE</b>	<b>2.00</b>	<b>2.00</b>	<b>2.00</b>	<b>2.00</b>	<b>2.00</b>		

Douglas County, Oregon  
Public Safety Fund  
Douglas Interagency Narcotics Team

Department Detail

			Actual	Actual	Revised	Proposed	Approved	Adopted
			FY 15-16	FY 16-17	Budget	FY 18-19	FY 18-19	FY 18-19
					FY 17-18			
220-1700-3030-00	Restitution	General	21	1,850	0	0		
220-1700-3090-01	Forfeitures	Shared Forfeitures	135,644	0	100,000	100,000		
220-1700-3090-02	Forfeitures	Nonshared Forfeitures	12,317	1,944	35,600	35,600		
220-1700-3190-00	Fed-Other Assistance	General	49,575	0	0	0		
220-1700-3290-00	State/Fed-Other Assistance	General	32,375	0	10,000	10,000		
220-1700-3290-05	State/Fed-Other Assistance	OR State Police-HIDTA	66,062	75,047	100,000	176,588		
220-1700-3290-38	State/Fed-Other Assistance	OR State Sheriff's Association	0	21,507	0	0		
220-1700-3450-09	Shared Revenues	Alcoholic Beverage Tax	272,770	291,882	200,000	200,000		
220-1700-3800-01	Interest	General Investments	3,819	6,488	5,000	5,000		
220-1700-3870-95	Other Sales	Sale of Seized Property	1,400	0	0	0		
220-1700-3875-00	Expense Reimbursements	General	0	71	0	0		
220-1700-3879-00	Miscellaneous	General	5,682	2,034	3,000	0		
220-1700-3879-90	Miscellaneous	Subrogating Claim Recovery	12,504	0	0	0		
<b>Total Revenue</b>			<b>592,169</b>	<b>400,823</b>	<b>453,600</b>	<b>527,188</b>	<b>0</b>	<b>0</b>
220-1700-4000-00	Regular Employees	General	126,228	126,349	131,640	137,594		
220-1700-4030-00	Temporary Employees	General	40,990	43,353	43,264	48,325		
220-1700-4050-00	Overtime	General	27,341	30,614	27,900	41,000		
220-1700-4500-00	PERS	General	46,826	49,443	63,767	65,848		
220-1700-4510-00	Social Security	General	14,781	15,229	15,515	17,360		
220-1700-4520-00	Workers' Compensation	General	681	1,498	1,521	1,702		
220-1700-4530-00	Medical and Dental Insurance	General	31,785	32,760	35,982	36,792		
220-1700-4540-00	Unemployment	General	581	602	1,014	1,135		
<b>Total Personnel Services</b>			<b>289,213</b>	<b>299,848</b>	<b>320,603</b>	<b>349,756</b>	<b>0</b>	<b>0</b>
220-1700-5700-01	Investigation and Prosecution	Evidence Procurement	3,470	4,892	20,000	28,144		
220-1700-5700-12	Investigation and Prosecution	Forfeiture Processing	1,842	2,918	3,500	3,500		
220-1700-5700-90	Investigation and Prosecution	Interagency Reimbursements	6,601	7,453	12,523	25,467		
220-1700-6100-00	Medical Supplies	General	0	0	3,000	0		
220-1700-6290-00	Software Purchases	General	114	95	500	500		
220-1700-6290-10	Software Purchases	Software Updates/Maintenance	0	0	120	100		
220-1700-6295-00	Equipment-Noninventory	General	4,736	2,710	11,327	11,184		

Douglas County, Oregon  
Public Safety Fund  
Douglas Interagency Narcotics Team

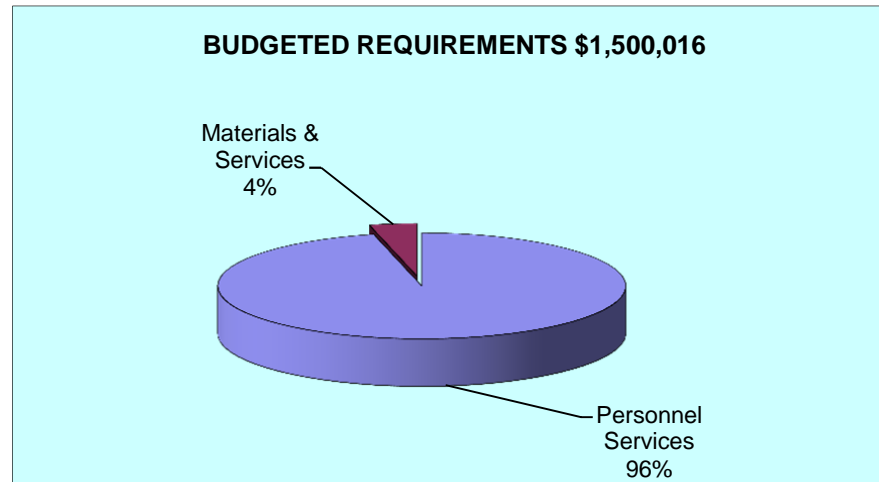
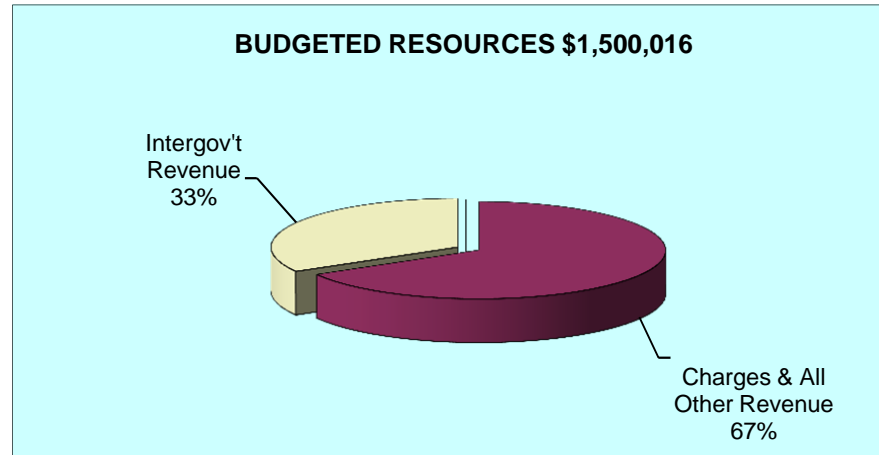
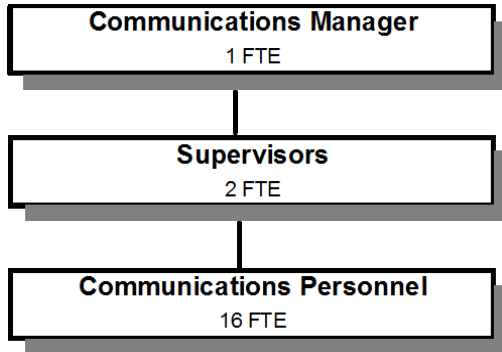
Department Detail

			Actual	Actual	Revised	Proposed	Approved	Adopted
			FY 15-16	FY 16-17	Budget	FY 18-19	FY 18-19	FY 18-19
					FY 17-18			
220-1700-6299-00	Other Materials and Supplies	General	108	0	1,000	1,000		
220-1700-6450-00	Equipment/Vehicle Rent	General	71,744	35,452	36,200	51,465		
220-1700-6500-00	Interdept Vehicle Expense	General	18,381	15,917	33,680	46,540		
220-1700-6510-00	Equip/Vehicle Main & Repair	General	13,937	460	2,000	2,000		
220-1700-6680-01	Communication	Telephone	3,062	2,595	7,000	11,400		
220-1700-6685-00	Utilities	General	556	874	900	900		
220-1700-6720-01	Fire/Liability Insurance	Liability Ins Interdept Charges	200	1,500	1,500	2,000		
220-1700-6720-02	Fire/Liability Insurance	Liability Insurance	68,417	62,793	71,200	71,200		
220-1700-6730-00	Liability Claims	General	0	289	0	0		
220-1700-7400-00	Office Supplies and Expenses	General	2,633	2,388	5,000	5,000		
220-1700-7410-00	Postage	General	128	126	500	500		
220-1700-7420-01	Duplicating Services	Photos, Photostats, Copying	361	1,222	1,000	1,000		
220-1700-7500-00	Subscriptions & Periodicals	General	160	108	400	400		
220-1700-7550-00	Travel	General	4,224	2,803	11,700	14,100		
220-1700-7560-00	Conventions, Schools, Seminars	General	2,819	3,069	3,500	3,500		
220-1700-7580-00	Dues and Memberships	General	0	0	400	400		
<b>Total Materials and Services</b>			<b>203,493</b>	<b>147,664</b>	<b>226,950</b>	<b>280,300</b>	<b>0</b>	<b>0</b>
<b>Total Expenditures</b>			<b>492,706</b>	<b>447,512</b>	<b>547,553</b>	<b>630,056</b>	<b>0</b>	<b>0</b>

Douglas County, Oregon  
 Public Safety Fund  
 Douglas Interagency Narcotics Team

PERSONNEL SERVICES					
	Actual FTE FY 15-16	Actual FTE FY 16-17	Revised Budget FTE FY 17-18	Budget FY 18-19	
				FTE	Amount
Administrative Assistant	1.00	1.00	1.00	1.00	50,731
Deputy District Attorney 3	1.00	1.00	1.00	1.00	86,863
Total Regular	2.00	2.00	2.00	2.00	137,594
Temporary					48,325
Overtime					41,000
PERS		26.55%, 38.18%			65,848
Social Security		7.65%			17,360
Worker's Compensation		0.75%			1,702
Unemployment		0.50%			1,135
Medical & Dental Insurance		Varied			36,792
Total Personnel Services					<u>349,756</u>

# COMMUNICATIONS 911 & DISPATCH



Douglas County, Oregon  
 Public Safety Fund  
 Communications 911 and Dispatch (1800)

	Actual	Actual	Actual	Revised Budget	Proposed	Change	
	FY 14-15	FY 15-16	FY 16-17	FY 17-18	FY 18-19	Amount	%
<b><u>RESOURCES</u></b>							
Beginning Balance	218,801	181,721	293,265	23,000		(23,000)	-100%
Revenues:							
Charges and Other Revenues	772,446	813,334	837,733	861,963	1,000,016	138,053	16%
Intergovernmental Revenues	504,898	543,088	552,713	486,875	500,000	13,125	3%
Transfers In - General Fund				57,539		(57,539)	-100%
Total Revenue	1,277,344	1,356,422	1,390,446	1,406,377	1,500,016	93,639	7%
<b>TOTAL RESOURCES</b>	1,496,145	1,538,143	1,683,711	1,429,377	1,500,016		
<b><u>REQUIREMENTS</u></b>							
Personnel Services	1,884,376	1,821,190	1,794,492	2,011,093	2,115,129	104,036	5%
Materials & Services	36,176	38,502	53,000	83,206	83,055	(151)	
	1,920,552	1,859,692	1,847,492	2,094,299	2,198,184	103,885	5%
Less: Reimbursement from Enforcement	(606,128)	(614,814)	(633,259)	(664,922)	(698,168)	(33,246)	5%
Total Expenditures	1,314,424	1,244,878	1,214,233	1,429,377	1,500,016	70,639	5%
Ending Balance	181,721	293,265	469,478				
<b>TOTAL REQUIREMENTS</b>	1,496,145	1,538,143	1,683,711	1,429,377	1,500,016		
<b>Staffing FTE</b>	20.00	19.00	19.00	19.00	19.00		

Douglas County, Oregon  
Public Safety Fund  
Communications 911 and Dispatch

Department Detail

			Actual	Actual	Revised	Proposed	Approved	Adopted
			FY 15-16	FY 16-17	Budget	FY 18-19	FY 18-19	FY 18-19
					FY 17-18			
220-1800-2380-00	Communications Contracts	General	808,077	832,180	859,463	997,516		
220-1800-3450-06	Shared Revenues	911 Revenues	543,088	552,713	486,875	500,000		
220-1800-3800-01	Interest	General Investments	146	1,809	0	0		
220-1800-3879-00	Miscellaneous	General	5,124	3,744	2,500	2,500		
220-1800-3879-95	Miscellaneous	NSF Checks	(13)	0	0	0		
220-1800-3900-01	Transfers In	General Fund	0	0	57,539	0		
<b>Total Revenue</b>			<b>1,356,422</b>	<b>1,390,446</b>	<b>1,406,377</b>	<b>1,500,016</b>	<b>0</b>	<b>0</b>
220-1800-4000-00	Regular Employees	General	974,092	971,582	1,050,310	1,104,187		
220-1800-4030-00	Temporary Employees	General	2,755	2,732	0	0		
220-1800-4050-00	Overtime	General	142,096	129,192	95,000	110,881		
220-1800-4500-00	PERS	General	301,042	283,969	365,642	382,672		
220-1800-4510-00	Social Security	General	84,518	83,895	87,616	92,953		
220-1800-4520-00	Workers' Compensation	General	3,916	8,254	8,590	9,113		
220-1800-4530-00	Medical and Dental Insurance	General	309,432	311,558	398,208	409,248		
220-1800-4540-00	Unemployment	General	3,339	3,310	5,727	6,075		
<b>Total Personnel Services</b>			<b>1,821,190</b>	<b>1,794,492</b>	<b>2,011,093</b>	<b>2,115,129</b>	<b>0</b>	<b>0</b>
220-1800-5000-00	Legal Services	General	0	0	1,500	1,500		
220-1800-6290-00	Software Purchases	General	124	1,473	24,100	20,000		
220-1800-6290-10	Software Purchases	Software Updates/Maintenance	0	25	456	130		
220-1800-6295-00	Equipment-Noninventory	General	6,711	4,360	7,500	5,000		
220-1800-6295-02	Equipment-Noninventory	Computer Replacement	0	0	700	2,175		
220-1800-6460-00	Software Rental	General	18,434	20,310	22,000	24,500		
220-1800-6500-00	Interdept Vehicle Expense	General	491	0	2,000	2,000		
220-1800-6510-02	Equip/Vehicle Main & Repair	Equip Service Contracts	54	0	5,000	3,000		
220-1800-6680-01	Communication	Telephone	2,131	2,173	2,000	2,300		
220-1800-6720-01	Fire/Liability Insurance	Liability Ins Charges	5,500	17,000	8,500	11,500		
220-1800-6800-00	Laundry and Dry Cleaning	General	151	0	0	0		
220-1800-7300-00	Advertising/Publicity	General	0	1,490	0	1,000		
220-1800-7400-00	Office Supplies and Expenses	General	2,176	1,323	2,500	2,000		
220-1800-7410-00	Postage	General	210	138	300	300		
220-1800-7550-00	Travel	General	0	349	1,000	1,000		
220-1800-7560-00	Conventions, Schools, Seminars	General	1,207	3,302	3,000	5,000		

Douglas County, Oregon  
 Public Safety Fund  
 Communications 911 and Dispatch

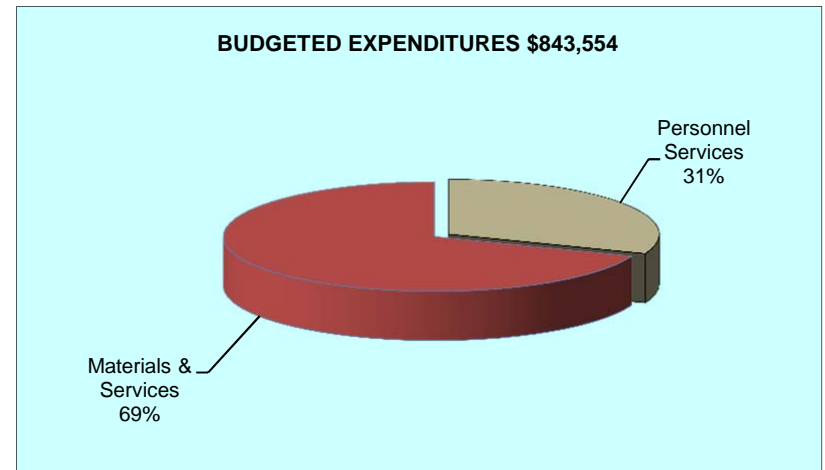
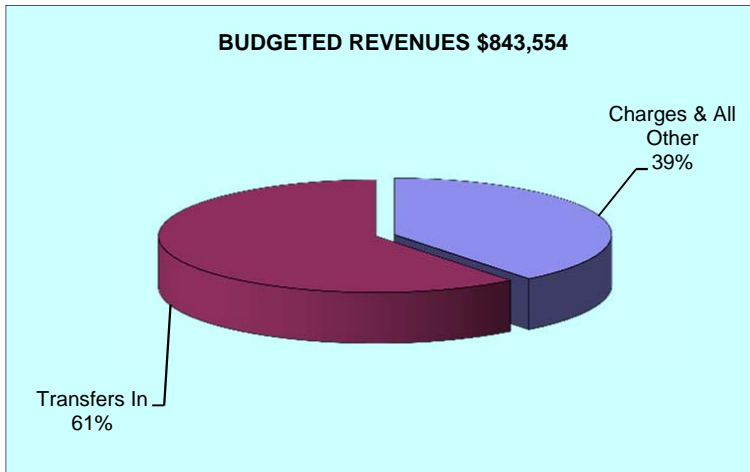
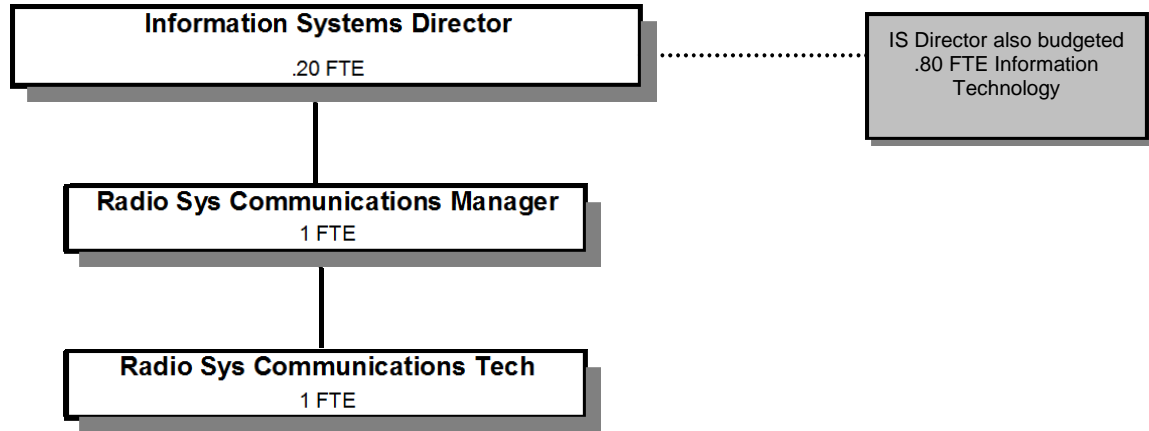
Department Detail

			Actual	Actual	Revised	Proposed	Approved	Adopted
			FY 15-16	FY 16-17	Budget	FY 18-19	FY 18-19	FY 18-19
					FY 17-18			
220-1800-7580-00	Dues and Memberships	General	0	0	150	150		
220-1800-7850-00	Pre-employment Testing	General	1,313	1,057	2,500	1,500		
<b>Total Materials and Services</b>			<b>38,502</b>	<b>53,000</b>	<b>83,206</b>	<b>83,055</b>	<b>0</b>	<b>0</b>
<b>Total Expenditures before Intrafund Transfers</b>			<b>1,859,692</b>	<b>1,847,492</b>	<b>2,094,299</b>	<b>2,198,184</b>	<b>0</b>	<b>0</b>
220-1800-9899-80	Intrafund Transfers	Sheriff Enforcement	(614,814)	(633,259)	(664,922)	(698,168)		
<b>Total Expenditures</b>			<b>1,244,878</b>	<b>1,214,233</b>	<b>1,429,377</b>	<b>1,500,016</b>	<b>0</b>	<b>0</b>

Douglas County, Oregon  
 Public Safety Fund  
 Communications 911 and Dispatch

PERSONNEL SERVICES					
	Actual FTE FY 15-16	Actual FTE FY 16-17	Revised Budget FTE FY 17-18	Budget FY 18-19	
				FTE	Amount
Communication Supervisor-Basic	3.00	3.00	2.00	2.00	141,728
Communications Officer-Basic	15.00	15.00	16.00	16.00	875,474
Sergeant	1.00	1.00	1.00	1.00	86,985
Total Regular	<u>19.00</u>	<u>19.00</u>	<u>19.00</u>	<u>19.00</u>	<u>1,104,187</u>
Overtime					110,881
PERS		26.55%, 38.18%			382,672
Social Security		7.65%			92,953
Worker's Compensation		0.75%			9,113
Unemployment		0.50%			6,075
Medical & Dental Insurance		Varied			409,248
Total Personnel Services					<u><u>2,115,129</u></u>

# Radio System



Douglas County, Oregon  
Public Safety Fund  
Radio System (1900)

	Actual	Actual	Actual	Revised	Proposed	Change	
	FY 14-15	FY 15-16	FY 16-17	Budget FY 17-18	FY 18-19	Amount	%
<b><u>RESOURCES</u></b>							
Beginning Balance	63,523	116,126	174,703				
Revenues:							
Charges and Other Revenues	135,419	166,568	172,910	170,035	174,825	4,790	3%
Intergovernmental Revenues			68,956	350,950	157,450	(193,500)	-55%
Transfers In - General Fund					125,816	125,816	100%
Transfers In - Public Works	396,804	365,000	385,463	385,463	385,463		
Total Revenue	532,223	531,568	627,329	906,448	843,554	(62,894)	-7%
<b>TOTAL RESOURCES</b>	595,746	647,694	802,032	906,448	843,554		
<b><u>REQUIREMENTS</u></b>							
Personnel Services	122,375	115,526	125,563	135,142	259,818	124,676	92%
Materials & Services	324,727	357,465	378,649	771,306	583,736	(187,570)	-24%
Capital Outlay	32,518		98,460				
Total Expenditures	479,620	472,991	602,672	906,448	843,554	(62,894)	-7%
Ending Balance	116,126	174,703	199,360				
<b>TOTAL REQUIREMENTS</b>	595,746	647,694	802,032	906,448	843,554		
<b>Staffing FTE</b>	1.19	1.09	1.09	1.10	2.20	1.10	

Douglas County, Oregon  
Public Safety Fund  
Radio System

Department Detail

			Actual	Actual	Revised	Proposed	Approved	Adopted
			FY 15-16	FY 16-17	Budget	FY 18-19	FY 18-19	FY 18-19
					FY 17-18			
220-1900-3290-34	State/Fed-Other Assistance	OEM-Homeland Security Program	0	68,956	350,950	157,450		
220-1900-3800-01	Interest	General Investments	371	1,486	0	0		
220-1900-3820-50	Rents, Leases and Royalties	Radio Facility	166,176	165,738	170,035	174,825		
220-1900-3879-00	Miscellaneous	General	21	5,686	0	0		
220-1900-3900-01	Transfers In	General Fund	0	0	0	125,816		
220-1900-3900-11	Transfers In	Public Works	365,000	385,463	385,463	385,463		
<b>Total Revenue</b>			<b>531,568</b>	<b>627,329</b>	<b>906,448</b>	<b>843,554</b>	<b>0</b>	<b>0</b>
220-1900-4000-00	Regular Employees	General	73,862	75,981	83,106	153,542		
220-1900-4030-00	Temporary Employees	General	0	6,255	0	0		
220-1900-4050-00	Overtime	General	0	701	2,000	4,000		
220-1900-4500-00	PERS	General	18,336	18,579	23,981	51,294		
220-1900-4510-00	Social Security	General	5,446	5,992	6,511	12,052		
220-1900-4520-00	Workers' Compensation	General	258	621	638	1,182		
220-1900-4520-01	Workers' Compensation	Workers Comp Claims	80	0	0	0		
220-1900-4530-00	Medical and Dental Insurance	General	17,323	17,185	18,480	36,960		
220-1900-4540-00	Unemployment	General	221	249	426	788		
<b>Total Personnel Services</b>			<b>115,526</b>	<b>125,563</b>	<b>135,142</b>	<b>259,818</b>	<b>0</b>	<b>0</b>
220-1900-5099-00	Other Professional Services	General	15,902	85,336	370,950	176,450		
220-1900-5199-10	Other Technical Services	Pacific Power Line Charge	37,476	27,642	32,000	32,000		
220-1900-6065-00	Fuel and Oil	General	18,459	14,696	33,000	33,000		
220-1900-6065-03	Fuel and Oil	Propane	100	100	500	500		
220-1900-6295-00	Equipment-Noninventory	General	8,120	9,880	30,000	30,000		
220-1900-6400-50	Land and Building Rent	Radio Facility Lease	224,622	185,582	191,419	197,049		
220-1900-6500-00	Interdept Vehicle Expense	General	3,195	2,835	3,000	3,000		
220-1900-6510-10	Equip/Vehicle Main & Repair	Comm System M&R	47,640	49,152	97,677	97,677		
220-1900-6550-00	Building and Grounds Maint	General	0	0	8,000	8,000		
220-1900-6680-01	Communication	Telephone	0	139	0	1,000		
220-1900-6680-10	Communication	Internet Service	1,562	2,022	1,560	1,560		
220-1900-6680-13	Communication	Frequency Lease	0	0	2,000	2,000		
220-1900-6720-01	Fire/Liability Insurance	Liability Ins Charges	120	600	600	1,000		
220-1900-7410-00	Postage	General	215	307	500	500		

Douglas County, Oregon  
 Public Safety Fund  
 Radio System

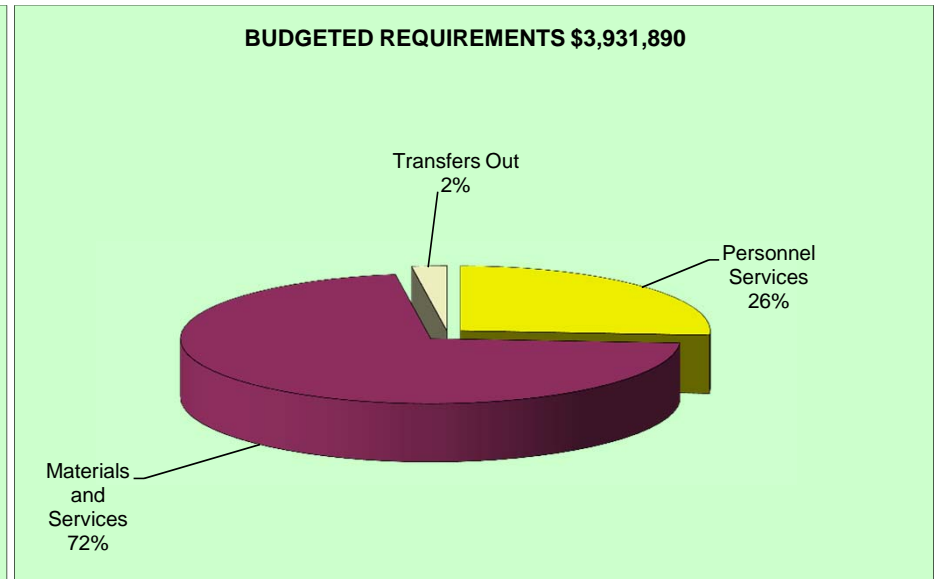
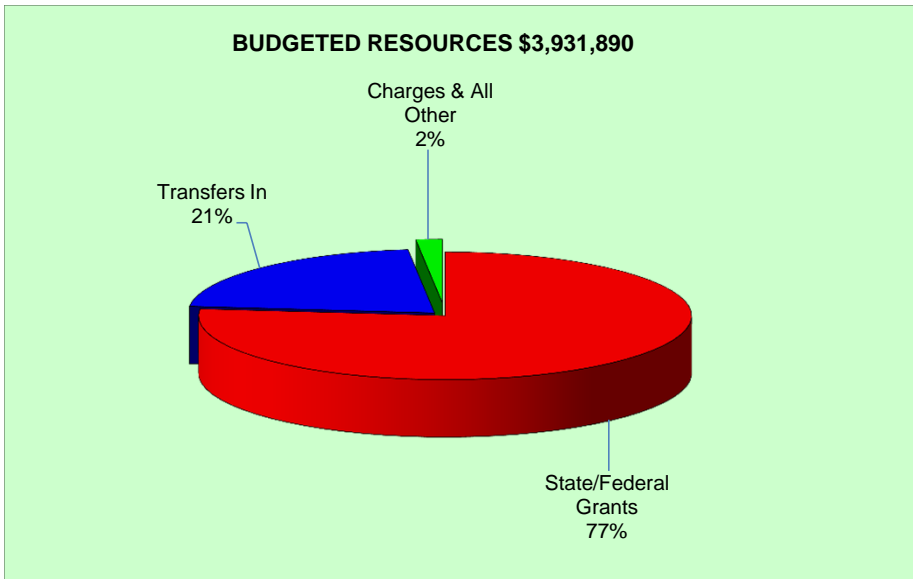
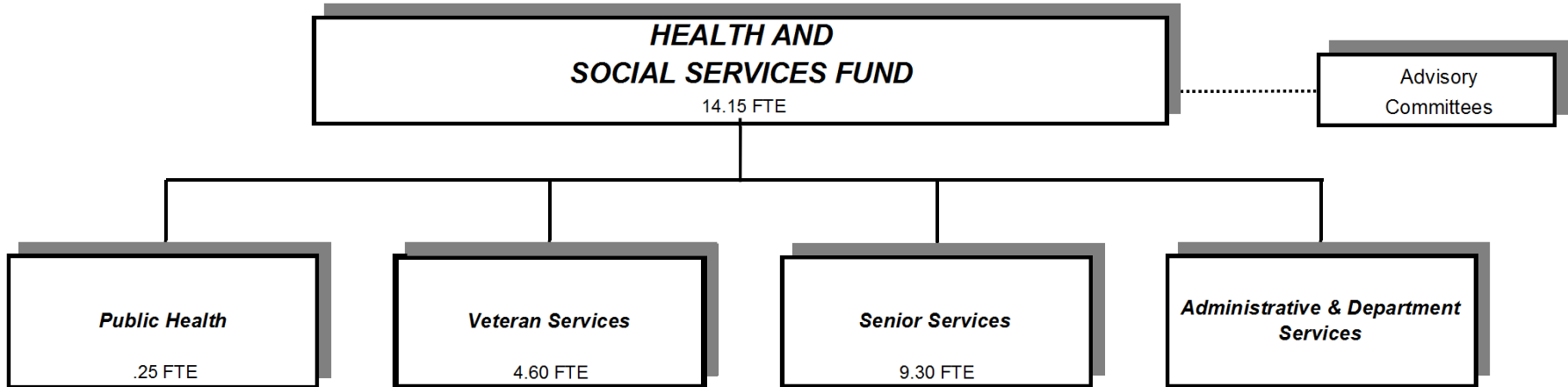
Department Detail

			Actual	Actual	Revised	Proposed	Approved	Adopted
			FY 15-16	FY 16-17	Budget	FY 18-19	FY 18-19	FY 18-19
					FY 17-18			
220-1900-7800-00	Legal Publication and Printing	General	0	74	0	0		
220-1900-7900-00	Miscellaneous	General	54	284	100	0		
<b>Total Materials and Services</b>			<b>357,465</b>	<b>378,649</b>	<b>771,306</b>	<b>583,736</b>	<b>0</b>	<b>0</b>
220-1900-8200-00	Furniture and Equipment	General	0	98,460	0	0	0	0
<b>Total Capital Outlay</b>			<b>0</b>	<b>98,460</b>	<b>0</b>	<b>0</b>	<b>0</b>	<b>0</b>
<b>Total Expenditures</b>			<b>472,991</b>	<b>602,672</b>	<b>906,448</b>	<b>843,554</b>	<b>0</b>	<b>0</b>

Douglas County, Oregon  
 Public Safety Fund  
 Radio System

PERSONNEL SERVICES					
	Actual FTE FY 15-16	Actual FTE FY 16-17	Revised Budget FTE FY 17-18	Budget FY 18-19	
				FTE	Amount
IS and Building Facilities Director	0.09	0.09			
IS Director			0.10	0.20	21,831
Radio Sys Comm Mgr				1.00	76,140
Radio Sys Communications Tech	1.00	1.00	1.00	1.00	55,571
Total Regular	<u>1.09</u>	<u>1.09</u>	<u>1.10</u>	<u>2.20</u>	<u>153,542</u>
Overtime					4,000
PERS		26.55%, 38.18%			51,294
Social Security		7.65%			12,052
Worker's Compensation		0.75%			1,182
Unemployment		0.50%			788
Medical & Dental Insurance		\$1,400/mo			36,960
Total Personnel Services					<u>259,818</u>

# DEPARTMENT OF HEALTH AND SOCIAL SERVICES



Douglas County, Oregon  
Health and Social Services Fund (207)  
Summary

	Actual	Actual	Actual	Revised	Proposed	Change	
	FY 14-15	FY 15-16	FY 16-17	Budget FY 17-18	FY 18-19	Amount	%
<b><u>RESOURCES</u></b>							
<b><i>Beginning Fund Balance</i></b>							
Use Restricted by Payee	4,325,220	566,897	429,199	107,329		(107,329)	
Unrestricted Use	158,148	230,717	262,067				
	<u>4,483,368</u>	<u>797,614</u>	<u>691,266</u>	<u>107,329</u>		<u>(107,329)</u>	<u>-100%</u>
<b><i>Revenues and Other Sources:</i></b>							
Divisional:							
Intergovernmental Revenues	3,761,937	3,063,193	2,575,768	2,831,211	3,014,668	183,457	6%
Charges and Other Revenues	243,983	114,170	65,314	88,800	68,000	(20,800)	-23%
Interest	20,579	468	7,442				
Transfers In - Public Safety Fund	1,830						
Undesignated:							
Transfers In - General Fund	1,350,654	957,165	843,513	841,952	849,222	7,270	1%
	<u>5,378,983</u>	<u>4,134,996</u>	<u>3,492,037</u>	<u>3,761,963</u>	<u>3,931,890</u>	<u>169,927</u>	<u>5%</u>
<b>TOTAL RESOURCES</b>	<b>9,862,351</b>	<b>4,932,610</b>	<b>4,183,303</b>	<b>3,869,292</b>	<b>3,931,890</b>		
<b><u>REQUIREMENTS</u></b>							
<b><i>Expenditures and Other Requirements:</i></b>							
Personnel Services	3,330,867	1,641,401	836,413	1,006,052	1,024,951	18,899	2%
Materials and Services	5,199,539	2,270,465	2,369,187	2,700,546	2,818,245	117,699	4%
Capital Outlay	8,106	2,876	1,067				
Transfers Out - General Fund	526,225	326,602	161,854	162,694	88,694	(74,000)	-45%
	<u>9,064,737</u>	<u>4,241,344</u>	<u>3,368,521</u>	<u>3,869,292</u>	<u>3,931,890</u>	<u>62,598</u>	<u>2%</u>
<b><i>Ending Fund Balance</i></b>							
Use Restricted by Payee	566,897	429,199	429,199				
Unrestricted Use	230,717	262,067	385,583				
	<u>797,614</u>	<u>691,266</u>	<u>814,782</u>				
<b>TOTAL REQUIREMENTS</b>	<b>9,862,351</b>	<b>4,932,610</b>	<b>4,183,303</b>	<b>3,869,292</b>	<b>3,931,890</b>		
<b>Change in Fund Balance</b>	<b>(3,685,754)</b>	<b>(106,348)</b>	<b>123,516</b>	<b>(107,329)</b>			
<b>Staffing FTE</b>	<b>73.80</b>	<b>45.35</b>	<b>13.85</b>	<b>14.15</b>	<b>14.15</b>		

## **PUBLIC HEALTH**

**Public Health Administrator/Health Officer**

.25 FTE

Douglas County, Oregon  
 Health and Social Services Fund  
 Public Health Division (4030)

	Actual	Actual	Actual	Revised	Proposed	Change	
	FY 14-15	FY 15-16	FY 16-17	Budget FY 17-18	FY 18-19	Amount	%
<b><u>RESOURCES</u></b>							
Beginning Balance (Use Restricted)	99,916	112,089	6,283	95,000		(95,000)	
Intergovernmental Revenues	2,358,994	1,703,222	1,245,775	1,256,641	1,419,298	162,657	
Charges and Other Revenues	95,268	47,537	1,302				
Total Revenue	2,454,262	1,750,759	1,247,077	1,256,641	1,419,298	162,657	13%
<b>TOTAL RESOURCES</b>	2,554,178	1,862,848	1,253,360	1,351,641	1,419,298	67,657	
<b><u>REQUIREMENTS</u></b>							
Personnel Services	1,878,191	886,564	35,011	35,735	36,284	549	
Materials and Services	882,479	1,302,167	1,523,141	1,717,856	1,858,964	141,108	
Transfers Out - General Fund	176,904	262,799	98,050	98,050	24,050	(74,000)	
Add: Expense Reimbursements to Other Divisions	319,960	(58)					
Total Expenditures	3,257,534	2,451,472	1,656,202	1,851,641	1,919,298	67,657	4%
Ending Balance (Use Restricted)	112,089	6,283	6,283				
<b>TOTAL REQUIREMENTS</b>	3,369,623	2,457,755	1,662,485	1,851,641	1,919,298	67,657	
<b>Use of General County Resources</b>	815,445	594,907	409,125	500,000	500,000		
<b>Staffing FTE</b>	<b>30.50</b>	<b>31.90</b>	<b>0.25</b>	<b>0.25</b>	<b>0.25</b>		

Douglas County, Oregon  
 Health and Social Services Fund  
 Public Health

Department Detail

			Actual	Actual	Revised	Proposed	Approved	Adopted
			FY 15-16	FY 16-17	Budget	FY 18-19	FY 18-19	FY 18-19
					FY 17-18			
207-4030-2280-02	Duplicating Services	Photocopies	285	0	0	0		
207-4030-2500-00	Immunize Fees and Intl Care	General	13,449	0	0	0		
207-4030-2510-00	Gen Medical Patient Fees	General	7,473	(480)	0	0		
207-4030-2515-00	Medicare	General	127	0	0	0		
207-4030-2520-00	Third Party Payee	General	13,142	0	0	0		
207-4030-3190-03	Fed-Other Assistance	HCC of S OR-Family Foundation	10,800	0	0	0		
207-4030-3200-27	State/Fed-Health Division	Healthy Communities	59,885	51,427	64,695	0		
207-4030-3200-30	State/Fed-Health Division	Immunization Action Plan	27,641	27,489	27,489	27,442		
207-4030-3200-50	State/Fed-Health Division	Maternal & Child Health	56,649	58,515	75,171	71,343		
207-4030-3200-51	State/Fed-Health Division	Oregon Mother's Care	0	2,859	0	0		
207-4030-3200-52	State/Fed-Health Division	Prenatal Expansion Project	3,748	0	0	0		
207-4030-3200-55	State/Fed-Health Division	Family Planning	58,344	46,554	36,432	0		
207-4030-3200-56	State/Fed-Health Division	Family Planning Expansion Proj	88,922	0	0	0		
207-4030-3200-60	State/Fed-Health Division	WIC Program	561,352	561,867	548,525	576,882		
207-4030-3200-70	State/Fed-Health Division	Bioterrorism Program	111,605	90,696	84,728	91,567		
207-4030-3200-90	State/Fed-Health Division	State Water Program	0	2,171	0	0		
207-4030-3220-01	State/Fed-Adult/Family Ser Div	Title 19-Comm Diseases	1,728	0	0	0		
207-4030-3220-04	State/Fed-Adult/Family Ser Div	Title 19-Family Planning	57,048	0	0	0		
207-4030-3200-05	State/Fed-Adult/Family Ser Div	Title 19-Maternity Case Mgmt	864	0	0	0		
207-4030-3220-11	State/Fed-Adult/Family Ser Div	Title 19-Babies First	152,650	0	0	0		
207-4030-3290-13	State/Fed-Other Assistance	Medicaid Administration Claiming	34,631	0	0	0		
207-4030-3300-20	State-Health Division	Tobacco Use Prevention/Ed	103,184	86,223	110,113	110,365		
207-4030-3300-30	State-Health Division	Health Per Capita	122,900	121,925	121,925	132,195		
207-4030-3300-36	State-Health Division	TB Funding	2,022	2,585	2,585	3,721		
207-4030-3300-60	State-Health Division	School Based Clinics	184,916	186,131	184,978	110,000		
207-4030-3300-65	State-Health Division	PH Modernization Implementation	0	0	0	295,783		
207-4030-3390-52	State-Other Assistance	Crippled Children	19,067	7,333	0	0		
207-4030-3390-75	State-Other Assistance	OHP-DCIPA	21,089	0	0	0		
207-4030-3550-51	Cost Share	ESD Agreement	24,177	0	0	0		
207-4030-3820-03	Rents, Leases and Royalties	Land & Buildings	600	0	0	0		
207-4030-3875-00	Expense Reimbursements	General	1,895	2,016	0	0		
207-4030-3879-00	Miscellaneous	General	10,610	(234)	0	0		
207-4030-3879-95	Miscellaneous	NSF Checks	(44)	0	0	0		
<b>Total Revenue</b>			<b>1,750,759</b>	<b>1,247,077</b>	<b>1,256,641</b>	<b>1,419,298</b>	<b>0</b>	<b>0</b>

Douglas County, Oregon  
 Health and Social Services Fund  
 Public Health

Department Detail

			Actual	Actual	Revised	Proposed	Approved	Adopted
			FY 15-16	FY 16-17	Budget	FY 18-19	FY 18-19	FY 18-19
					FY 17-18			
207-4030-4000-00	Regular Employees	General	481,514	31,960	32,516	33,166		
207-4030-4030-00	Temporary Employees	General	60,848	0	0	0		
207-4030-4050-00	Overtime	General	233	0	0	0		
207-4030-4500-00	PERS	General	135,968	0	0	0		
207-4030-4510-00	Social Security	General	40,502	2,524	2,487	2,537		
207-4030-4520-00	Workers' Compensation	General	3,790	240	244	249		
207-4030-4530-00	Medical and Dental Insurance	General	158,866	0	0	0		
207-4030-4540-00	Unemployment	General	4,843	287	488	332		
<b>Total Personnel Services</b>			<b>886,564</b>	<b>35,011</b>	<b>35,735</b>	<b>36,284</b>	<b>0</b>	<b>0</b>
207-4030-5099-00	Other Professional Services	General	70,533	725	0	0		
207-4030-5099-20	Other Professional Services	Health Services	105,598	99,430	0	0		
207-4030-5099-24	Other Professional Services	Add'l Support Hlth Programs	212,924	245,149	405,370	293,628		
207-4030-5099-25	Other Professional Services	Outside Public Hlth Programs	640,283	1,052,896	1,166,073	1,419,298		
207-4030-5300-00	Health & Social Svcs Contracts	General	78,803	0	0	0		
207-4030-5340-00	Community Health Contracts	General	2,536	0	0	0		
207-4030-5340-10	Community Health Contracts	Targeted Case Mgmt-State	71,301	115,000	145,528	145,528		
207-4030-5370-30	Other Health/Welfare Contracts	Medicaid Match	17,836	0	0	0		
207-4030-6100-00	Medical Supplies	General	36,185	342	0	0		
207-4030-6290-00	Software Purchases	General	666	0	0	0		
207-4030-6290-10	Software Purchases	Software Updates/Maintenance	11,533	0	0	10		
207-4030-6295-00	Equipment-Noninventory	General	3,046	0	0	0		
207-4030-6299-00	Other Materials and Supplies	General	5,909	0	0	0		
207-4030-6450-02	Equipment/Vehicle Rent	Copy Machines	2,452	0	0	0		
207-4030-6500-00	Interdept Vehicle Expense	General	1,998	0	0	0		
207-4030-6510-00	Equip/Vehicle Main & Repair	General	3,296	0	0	0		
207-4030-6510-02	Equip/Vehicle Main & Repair	Equipment Service Contracts	2,206	0	0	0		
207-4030-6680-01	Communication	Telephone	9,878	377	360	0		
207-4030-6685-00	Utilities	General	1,195	0	0	0		
207-4030-6720-01	Fire/Liability Insurance	Liability Ins Interdept Charge	7,140	467	325	500		
207-4030-7400-00	Office Supplies and Expenses	General	3,276	0	0	0		
207-4030-7410-00	Postage	General	2,955	457	200	0		
207-4030-7420-01	Duplicating Services	Photos, Photostats, Copying	325	0	0	0		

Douglas County, Oregon  
 Health and Social Services Fund  
 Public Health

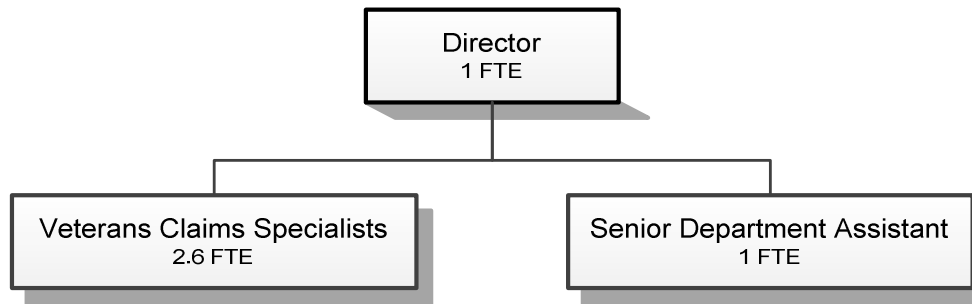
Department Detail

			Actual	Actual	Revised	Proposed	Approved	Adopted
			FY 15-16	FY 16-17	Budget	FY 18-19	FY 18-19	FY 18-19
					FY 17-18			
207-4030-7500-00	Subscriptions, Books	General	816	0	0	0		
207-4030-7550-00	Travel	General	14	0	0	0		
207-4030-7550-80	Travel	Mileage Reimbursement	288	0	0	0		
207-4030-7560-00	Conventions, Schools, Seminars	General	2,406	2,016	0	0		
207-4030-7580-00	Dues and Memberships	General	6,637	0	0	0		
207-4030-7900-04	Miscellaneous	Bank Card Fees	132	0	0	0		
207-4030-7900-95	Miscellaneous	Grant Reimbursements	0	6,282	0	0		
<b>Total Materials and Services</b>			<b>1,302,167</b>	<b>1,523,141</b>	<b>1,717,856</b>	<b>1,858,964</b>	<b>0</b>	<b>0</b>
207-4030-9500-01	Transfers Out	General Fund	262,799	98,050	98,050	24,050		
207-4030-9899-24	Intrafund Transfers	Offices	(58)	0	0	0		
<b>Total Other Requirements</b>			<b>262,741</b>	<b>98,050</b>	<b>98,050</b>	<b>24,050</b>	<b>0</b>	<b>0</b>
<b>Total Expenditures</b>			<b>2,451,472</b>	<b>1,656,202</b>	<b>1,851,641</b>	<b>1,919,298</b>	<b>0</b>	<b>0</b>

Douglas County, Oregon  
 Health and Social Services Fund  
 Public Health

PERSONNEL SERVICES					
	Actual	Actual	Revised	Budget	
	FTE	FTE	FTE	FY 18-19	
	FY 15-16	FY 16-17	FY 17-18	FTE	Amount
PH Administrator / Health Officer		0.25	0.25	0.25	33,166
County Health Officer	0.10				
Health Ed Program Manager	1.00				
Environmental Health Specialist 2	1.00				
Health Educator	0.80				
Com Health Division Director	1.00				
Nutrition Program Manager	1.00				
Nurse Practitioner	0.80				
Community Health Nurse 4	2.00				
Community Health Nurse 3	2.00				
Community Health Nurse 2	6.80				
Community Health Nurse 1	0.80				
Community Health Assistant	5.60				
Accounting Clerk 2	1.00				
Records Technician	1.00				
Administrative Assistant	1.00				
Department Assistant 4	6.00				
Total Regular	<u>31.90</u>	<u>0.25</u>	<u>0.25</u>	<u>0.25</u>	<u>33,166</u>
Social Security		7.65%			2,537
Worker's Compensation		0.75%			249
Unemployment		1.00%			332
Total Personnel Services					<u><u>36,284</u></u>

# **VETERANS SERVICES**



Douglas County, Oregon  
 Health and Social Services Fund  
 Veterans Services (4040)

	Actual	Actual	Actual	Revised	Proposed	Change	
	FY 14-15	FY 15-16	FY 16-17	Budget FY 17-18	FY 18-19	Amount	%
<b><u>RESOURCES</u></b>							
Beginning Balance (Use Restricted)	54,526			12,329		(12,329)	-100%
Intergovernmental Revenues	66,727	89,690	88,522	149,930	149,930		
Charges and Other Revenues	25	338	191				
Total Revenue	66,752	90,028	88,713	149,930	149,930		
<b>TOTAL RESOURCES</b>	121,278	90,028	88,713	162,259	149,930	(12,329)	-8%
<b><u>REQUIREMENTS</u></b>							
Personnel Services	211,860	186,212	229,685	304,260	308,850	4,590	
Materials and Services	31,500	20,048	20,794	37,556	25,906	(11,650)	
Capital Outlay	5,914	2,876	1,067				
Transfers Out - General Fund	16,529	16,529	16,529	16,529	16,529		
Add: Expense Reimbursements to Other Divisions	11,704						
Total Expenditures	277,507	225,665	268,075	358,345	351,285	(7,060)	-2%
Ending Balance (Use Restricted)							
<b>TOTAL REQUIREMENTS</b>	277,507	225,665	268,075	358,345	351,285	(7,060)	-2%
<b>Use of General County Resources</b>	156,229	135,637	179,362	196,086	201,355	5,269	3%
<b>Staffing FTE</b>	<b>3.00</b>	<b>3.15</b>	<b>3.60</b>	<b>4.60</b>	<b>4.60</b>		

Douglas County, Oregon  
 Health and Social Services Fund  
 Veterans Services

Department Detail

			Actual	Actual	Revised	Proposed	Approved	Adopted
			FY 15-16	FY 16-17	Budget	FY 18-19	FY 18-19	FY 18-19
207-4040-3390-04	State-Other Assistance	Aid for Veteran Affairs	89,690	88,522	149,930	149,930		
207-4040-3840-00	Contributions and Donations	General	0	191	0	0		
207-4040-3879-00	Miscellaneous	General	338	0	0	0		
<b>Total Revenue</b>			<b>90,028</b>	<b>88,713</b>	<b>149,930</b>	<b>149,930</b>	<b>0</b>	<b>0</b>
207-4040-4000-00	Regular Employees	General	122,049	136,631	169,786	185,021		
207-4040-4030-00	Temporary Employees	General	3,948	7,998	6,000	0		
207-4040-4050-00	Overtime	General	0	303	0	0		
207-4040-4500-00	PERS	General	22,133	31,795	46,671	39,237		
207-4040-4510-00	Social Security	General	9,564	10,989	13,448	14,154		
207-4040-4520-00	Workers' Compensation	General	445	1,084	1,318	1,388		
207-4040-4530-00	Medical and Dental Insurance	General	27,690	39,585	64,400	67,200		
207-4040-4540-00	Unemployment	General	383	1,300	2,637	1,850		
<b>Total Personnel Services</b>			<b>186,212</b>	<b>229,685</b>	<b>304,260</b>	<b>308,850</b>	<b>0</b>	<b>0</b>
207-4040-6290-00	Software Purchases	General	0	76	632	70		
207-4040-6290-10	Software Purchases	Software Updates/Maintenance	2,941	1,596	1,996	1,995		
207-4040-6295-00	Equipment-Noninventory	General	4,771	4,253	725	2,175		
207-4040-6299-00	Other Materials and Supplies	General	100	436	500	637		
207-4040-6450-02	Equipment/Vehicle Rent	Copy Machines	611	376	350	350		
207-4040-6500-00	Interdept Vehicle Expense	General	120	25	850	1,000		
207-4040-6680-01	Communication	Telephone	933	747	850	1,384		
207-4040-6720-01	Fire/Liability Insurance	Liability Ins Interdept Charges	649	1,868	2,285	5,500		
207-4040-7350-00	Printing	General	0	548	9,521	275		
207-4040-7400-00	Office Supplies and Expenses	General	2,346	1,724	1,400	1,600		
207-4040-7410-00	Postage	General	289	418	400	500		
207-4040-7560-00	Conventions, Schools, Seminars	General	7,058	8,181	5,218	10,000		
207-4040-7580-00	Dues and Memberships	General	60	315	500	420		
207-4040-7850-00	Pre-employment Training	General	170	35	0	0		
207-4040-7900-00	Miscellaneous	General	0	196	12,329	0		
<b>Total Materials and Services</b>			<b>20,048</b>	<b>20,794</b>	<b>37,556</b>	<b>25,906</b>	<b>0</b>	<b>0</b>

Douglas County, Oregon  
 Health and Social Services Fund  
 Veterans Services

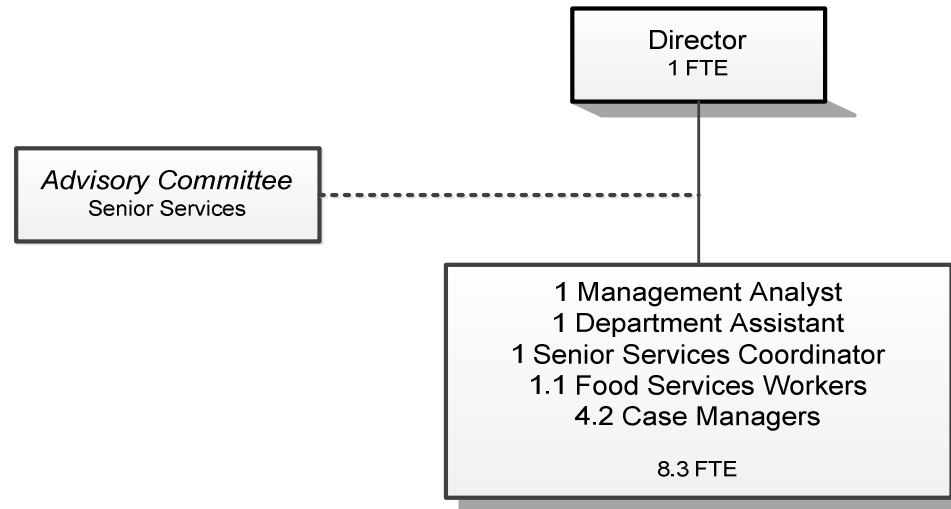
Department Detail

			Actual	Actual	Revised	Proposed	Approved	Adopted
			FY 15-16	FY 16-17	Budget	FY 18-19	FY 18-19	FY 18-19
					FY 17-18			
207-4040-8200-99	Furniture and Equipment	Noninventory	2,876	1,067	0	0		
<b>Total Capital Outlay</b>			<b>2,876</b>	<b>1,067</b>	<b>0</b>	<b>0</b>	<b>0</b>	<b>0</b>
207-4040-9500-01	Transfers Out	General Fund	16,529	16,529	16,529	16,529		
<b>Total Other Requirements</b>			<b>16,529</b>	<b>16,529</b>	<b>16,529</b>	<b>16,529</b>	<b>0</b>	<b>0</b>
<b>Total Expenditures</b>			<b>225,665</b>	<b>268,075</b>	<b>358,345</b>	<b>351,285</b>	<b>0</b>	<b>0</b>

Douglas County, Oregon  
 Health and Social Services Fund  
 Veterans Services

PERSONNEL SERVICES						
	Actual FTE FY 15-16	Actual FTE FY 16-17	Revised Budget FTE FY 17-18	Budget FY 18-19		
				FTE	Amount	
Veterans Service Officer	1.00	1.00	1.00	1.00	65,225	
Veterans Claims Specialist	1.60	1.60	2.60	2.60	91,591	
Department Assistant 4	0.55	1.00	1.00			
Senior Department Assistant				1.00	28,205	
Total Regular	<u>3.15</u>	<u>3.60</u>	<u>4.60</u>	<u>4.60</u>	<u>185,021</u>	
PERS		26.55%, 38.18%			39,237	
Social Security		7.65%			14,154	
Worker's Compensation		0.75%			1,388	
Unemployment		1.00%			1,850	
Medical & Dental Insurance		\$1,400/mo			<u>67,200</u>	
Total Personnel Services					<u><u>308,850</u></u>	

# SENIOR SERVICES



Douglas County, Oregon  
 Health and Social Services Fund  
 Senior Services Division (4050)

	Actual	Actual	Actual	Revised	Proposed	Change	
	FY 14-15	FY 15-16	FY 16-17	Budget FY 17-18	FY 18-19	Amount	%
<b><u>RESOURCES</u></b>							
Intergovernmental Revenues	1,256,059	1,270,281	1,241,471	1,424,640	1,445,440	20,800	1%
Charges and Other Revenues	70,899	64,862	59,780	87,000	66,200	(20,800)	-24%
Total	1,326,958	1,335,143	1,301,251	1,511,640	1,511,640		
<b><u>REQUIREMENTS</u></b>							
Personnel Services	556,575	568,625	571,717	666,057	679,817	13,760	2%
Materials and Services	923,517	865,211	817,927	937,134	923,375	(13,759)	-1%
Capital Outlay	2,192						
Transfers Out - General Fund	47,274	47,274	47,275	48,115	48,115		
Add: Expense Reimbursements to Other Divisions	21,870						
Total	1,551,428	1,481,110	1,436,919	1,651,306	1,651,307	1	
<b><i>Use of General County Resources</i></b>	224,470	145,967	135,668	139,666	139,667	1	
<b>Staffing FTE</b>	<b>9.30</b>	<b>10.30</b>	<b>10.00</b>	<b>9.30</b>	<b>9.30</b>		

Douglas County, Oregon  
Health and Social Services Fund  
Senior Services

Department Detail

			Actual	Actual	Revised	Proposed	Approved	Adopted
			FY 15-16	FY 16-17	Budget	FY 18-19	FY 18-19	FY 18-19
					FY 17-18			
207-4050-2680-01	Senior Services Program Rev	Congregate Meals	47,088	44,526	55,000	47,200		
207-4050-2680-02	Senior Services Program Rev	Home Delivered Meals	10,091	10,550	27,000	15,400		
207-4050-2680-10	Senior Services Program Rev	Home Care	7,283	2,550	5,000	2,400		
207-4050-3210-00	State/Fed-Sr/Disabled Div	General	60,573	64,544	63,702	65,838		
207-4050-3210-01	State/Fed-Sr/Disabled Div	SSD Title 19 Reimbursement	84,119	56,099	92,309	108,489		
207-4050-3210-03	State/Fed-Sr/Disabled Div	OAA IIIB Social Services	176,951	165,215	175,917	170,681		
207-4050-3210-04	State/Fed-Sr/Disabled Div	OAA IIIC1 Congregate Meals	216,046	231,187	193,572	218,507		
207-4050-3210-05	State/Fed-Sr/Disabled Div	OAA IIIC2 Home Delivered Meals	111,091	135,579	87,492	112,829		
207-4050-3210-06	State/Fed-Sr/Disabled Div	USDA Cash-in-Lieu	75,798	72,652	73,922	77,896		
207-4050-3210-07	State/Fed-Sr/Disabled Div	OAA IIID In-Home Service	0	0	12,756	0		
207-4050-3210-15	State/Fed-Sr/Disabled Div	OAA IIIE Family Caregiver	57,157	91,999	77,651	12,694		
207-4050-3210-16	State/Fed-Sr/Disabled Div	OAA IIIE FCG Meals	0	0	66,900	68,000		
207-4050-3210-20	State/Fed-Sr/Disabled Div	VII B Elder Abuse Prevention	2,044	1,375	2,007	1,979		
207-4050-3220-10	State/Fed-Adult/Family Ser Div	Title 19-Home Delivered Meals	28,963	34,773	28,802	34,650		
207-4050-3310-00	State-Sr/Disabled Div	General	0	3,572	36,718	38,513		
207-4050-3310-01	State-Sr/Disabled Div	Oregon Project Independence	123,753	104,566	134,148	107,832		
207-4050-3310-02	State-Sr/Disabled Div	OPI Home Care Worker	282,740	210,622	250,000	286,952		
207-4050-3310-03	State-Sr/Disabled Div	OPI-Meals	0	0	21,902	21,500		
207-4050-3310-04	State-Sr/Disabled Div	ADRC Gatekeeper	(7,161)	0	0	0		
207-4050-3310-05	State-Sr/Disabled Div	ADRC Options Counseling	13,513	18,454	30,797	37,161		
207-4050-3310-06	State-Sr/Disabled Div	ADRC Mental Health	14,321	20,752	44,398	26,464		
207-4050-3310-07	State-Sr/Disabled Div	ADRC Alzheimer's	13,466	2,628	0	0		
207-4050-3310-08	State-Sr/Disabled Div	ADRC Veterans	6,407	16,004	31,647	55,455		
207-4050-3395-00	Local Assistance	General	10,500	11,450	0	0		
207-4050-3840-xx	Contributions and Donations	Various	435	690	0	1,200		
207-4050-3879-90	Miscellaneous	Subrogating Claim Recovery	0	1,464	0	0		
207-4050-3879-95	Miscellaneous	NSF Checks	(35)	0	0	0		
<b>Total Revenue</b>			<b>1,335,143</b>	<b>1,301,251</b>	<b>1,511,640</b>	<b>1,511,640</b>	<b>0</b>	<b>0</b>

Douglas County, Oregon  
Health and Social Services Fund  
Senior Services

Department Detail

			Actual	Actual	Revised	Proposed	Approved	Adopted
			FY 15-16	FY 16-17	Budget	FY 18-19	FY 18-19	FY 18-19
207-4050-4000-00	Regular Employees	General	323,310	319,840	356,402	369,985		
207-4050-4030-00	Temporary Employees	General	22,223	31,240	26,000	26,000		
207-4050-4500-00	PERS	General	80,656	82,172	111,397	112,209		
207-4050-4510-00	Social Security	General	25,666	26,447	29,254	30,293		
207-4050-4520-00	Workers' Compensation	General	2,419	2,632	2,869	2,970		
207-4050-4520-01	Workers' Compensation	Workers Comp Claims	0	1,120	0	0		
207-4050-4530-00	Medical and Dental Insurance	General	111,248	105,105	134,400	134,400		
207-4050-4540-00	Unemployment	General	3,103	3,161	5,735	3,960		
<b>Total Personnel Services</b>			<b>568,625</b>	<b>571,717</b>	<b>666,057</b>	<b>679,817</b>	<b>0</b>	<b>0</b>
207-4050-5099-00	Other Professional Services	General	3,032	0	12,252	0		
207-4050-5300-00	Health & Social Svcs Contracts	General	15,856	19,640	53,617	50,093		
207-4050-5335-05	Senior Service Contracts	Food Services Contracts	218,839	200,267	242,332	214,780		
207-4050-5335-07	Senior Service Contracts	Other Agency Food Service	17,873	18,046	16,000	16,000		
207-4050-5335-10	Senior Service Contracts	Home Delivered Food Services	187,021	219,111	224,190	204,463		
207-4050-5335-25	Senior Service Contracts	Legal Services	7,178	8,051	8,562	8,342		
207-4050-5335-35	Senior Service Contracts	Family Caregiver	0	2,215	0	0		
207-4050-5335-40	Senior Service Contracts	Options Counseling	5,100	2,700	4,067	0		
207-4050-5370-10	Other Health/Welfare Contracts	Home Care Workers	282,740	210,622	250,000	286,952		
207-4050-5790-55	Transport Costs	Volunteer Reimbursements	17,668	17,010	20,000	18,000		
207-4050-6290-00	Software Purchases	General	0	324	2,650	0		
207-4050-6290-10	Software Purchases	Software Updates/Maintenance	0	445	0	100		
207-4050-6295-00	Equipment-Noninventory	General	308	4,003	1,708	2,700		
207-4050-6299-00	Other Materials and Supplies	General	1,477	3,185	2,901	2,301		
207-4050-6400-00	Land and Building Rent	General	44,912	46,716	46,116	46,944		
207-4050-6450-02	Equipment/Vehicle Rent	Copy Machines	343	331	359	390		
207-4050-6500-00	Interdept Vehicle Expense	General	7,174	11,551	7,396	8,430		
207-4050-6510-00	Equip/Vehicle Main & Repair	General	502	0	105	90		
207-4050-6510-02	Equip/Vehicle Main & Repair	Equipment Service Contracts	772	485	466	990		
207-4050-6680-01	Communication	Telephone	11,864	9,925	11,587	11,580		
207-4050-6720-01	Fire/Liability Insurance	Liability Ins Interdept Charges	2,123	5,964	6,090	11,000		
207-4050-6730-00	Liability Claim	General	0	525	0	0		
207-4050-6800-00	Laundry and Dry Cleaning	General	4,830	5,039	4,940	5,300		

Douglas County, Oregon  
 Health and Social Services Fund  
 Senior Services

Department Detail

			Actual	Actual	Revised	Proposed	Approved	Adopted
			FY 15-16	FY 16-17	Budget	FY 18-19	FY 18-19	FY 18-19
					FY 17-18			
207-4050-6850-00	License and Permit Fees	General	2,400	1,920	2,850	4,050		
207-4050-6920-00	Awards and Recognitions	General	101	0	0	270		
207-4050-7300-00	Advertising/Publicity	General	3,345	7,514	2,038	6,100		
207-4050-7400-00	Office Supplies and Expenses	General	2,583	2,959	2,596	4,080		
207-4050-7410-00	Postage	General	1,826	1,289	1,279	1,330		
207-4050-7420-01	Duplicating Services	Photos, Photostats, Copying	194	0	0	0		
207-4050-7500-00	Subscriptions & Periodicals	General	630	607	708	550		
207-4050-7550-80	Travel	Mileage Reimbursement	2,872	4,670	3,335	3,650		
207-4050-7560-00	Conventions, Schools, Seminars	General	16,224	7,529	2,685	6,240		
207-4050-7560-05	Conventions, Schools, Seminars	Volunteers	71	0	100	0		
207-4050-7580-00	Dues and Memberships	General	4,972	4,354	5,130	6,600		
207-4050-7800-00	Legal Publication and Printing	General	74	128	75	1,250		
207-4050-7820-00	Advisory Committee Expense	General	132	42	500	100		
207-4050-7850-00	Pre-employment Training	General	175	760	500	700		
<b>Total Materials and Services</b>			<b>865,211</b>	<b>817,927</b>	<b>937,134</b>	<b>923,375</b>	<b>0</b>	<b>0</b>
207-4050-9500-01	Transfers Out	General Fund	47,274	47,275	48,115	48,115		
<b>Total Other Requirements</b>			<b>47,274</b>	<b>47,275</b>	<b>48,115</b>	<b>48,115</b>	<b>0</b>	<b>0</b>
<b>Total Expenditures</b>			<b>1,481,110</b>	<b>1,436,919</b>	<b>1,651,306</b>	<b>1,651,307</b>	<b>0</b>	<b>0</b>

Douglas County, Oregon  
 Health and Social Services Fund  
 Senior Services Division

PERSONNEL SERVICES					
	Actual	Actual	Revised	Budget	
	FTE	FTE	FTE	FY 18-19	
	FY 15-16	FY 16-17	FY 17-18	FTE	Amount
Senior Services Director		1.00	1.00	1.00	61,907
Senior Services Agency on Aging Manager	1.00				
Senior Services Case Manager	5.70	5.20	4.50	4.20	170,686
Senior Services Coordinator	1.00	1.00	1.00	1.00	29,599
Food Service Worker	1.10	1.10	1.10	1.10	25,389
Management Analyst 2	1.00	1.00	1.00	1.00	58,282
Department Assistant 2	0.50	0.70	0.70	1.00	24,122
Total Regular	<u>10.30</u>	<u>10.00</u>	<u>9.30</u>	<u>9.30</u>	<u>369,985</u>
Temporary					26,000
PERS		26.55%, 38.18%			112,209
Social Security		7.65%			30,293
Worker's Compensation		0.75%			2,970
Unemployment		1.00%			3,960
Medical & Dental Insurance		\$1,400/mo			<u>134,400</u>
Total Personnel Services					<u><u>679,817</u></u>

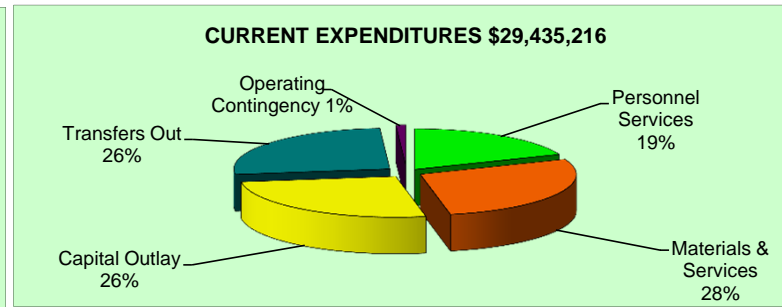
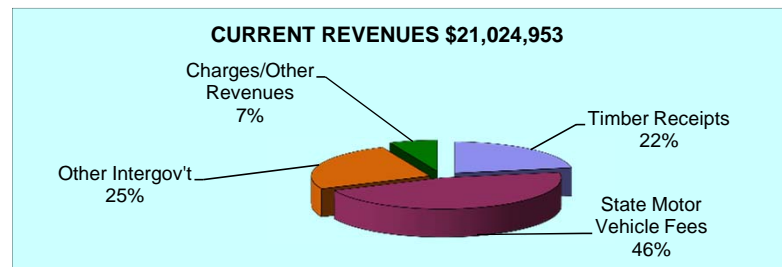
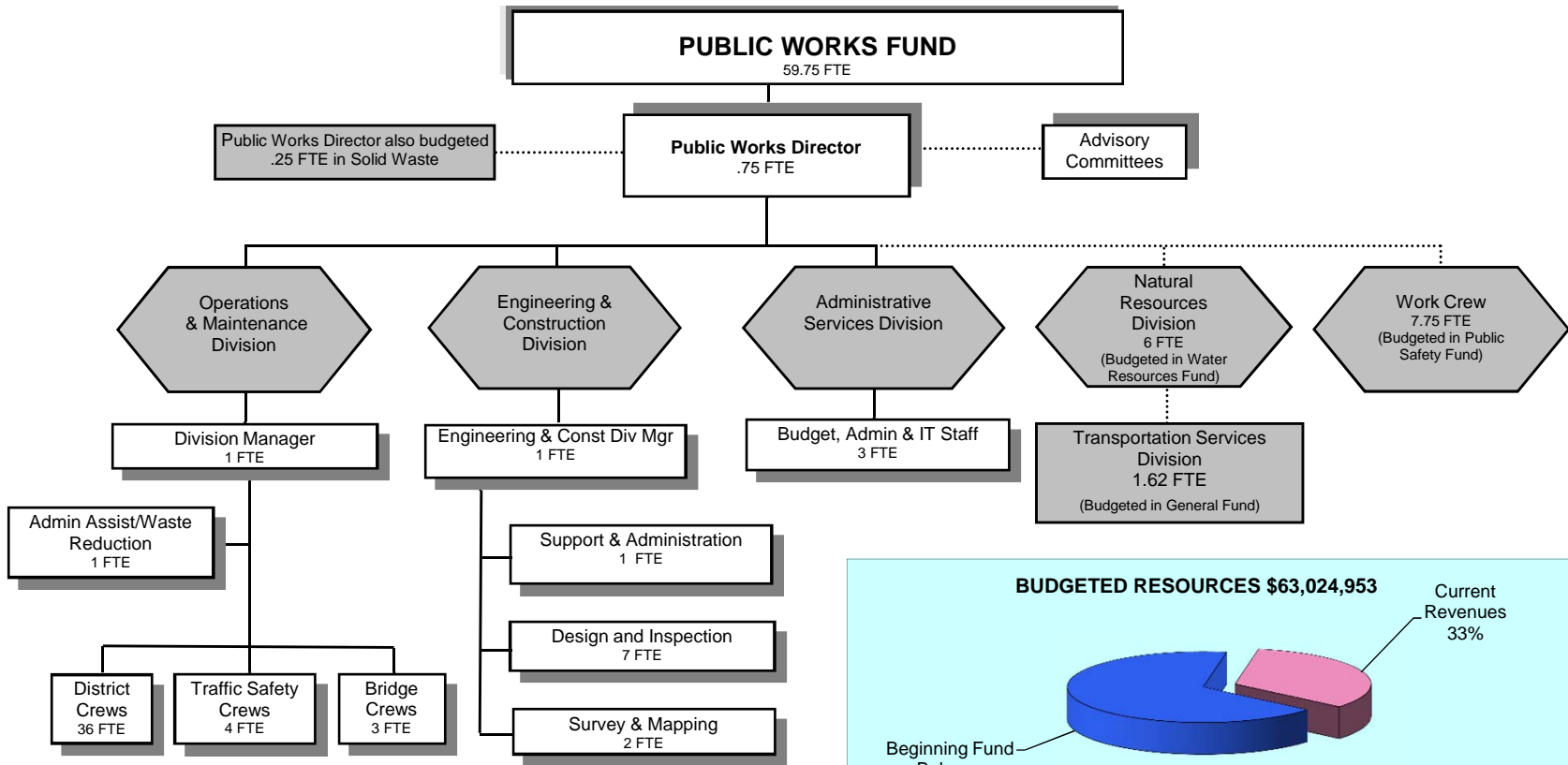
Douglas County, Oregon  
 Health and Social Services Fund  
 Administrative and Department Services (4090)

	Actual	Actual	Actual	Revised Budget	Proposed	Change	
	FY 14-15	FY 15-16	FY 16-17	FY 17-18	FY 18-19	Amount	%
<b><u>RESOURCES</u></b>							
Beginning Balance (Use Restricted)	565,089	454,808	422,916				
Intergovernmental Revenues	120,596						
Charges and Other Revenues	65,498	1,433	4,041	1,800	1,800		
Interest	6,615	468	7,442				
Transfer In - Public Safety Fund	1,830						
Total Revenue	194,539	1,901	11,483	1,800	1,800		
<b>TOTAL RESOURCES</b>	759,628	456,709	434,399	1,800	1,800		
<b><u>REQUIREMENTS</u></b>							
Personnel Services	683,946						
Materials and Services	192,565	83,039	7,325	8,000	10,000	2,000	
Transfers Out - General Fund	5,894						
Add: Expense Reimbursements from Other Divisions	(479,402)	58					
Total Expenditures	403,003	83,097	7,325	8,000	10,000	2,000	25%
Ending Balance (Use Restricted)	454,808	422,916	422,916				
<b>TOTAL REQUIREMENTS</b>	857,811	506,013	430,241	8,000	10,000	2,000	25%
<b>Use of General County Resources</b>	98,183	49,304	(4,158)	6,200	8,200	2,000	32%
<b>Staffing FTE</b>	<b>31.00</b>						

Douglas County, Oregon  
 Health and Social Services Fund  
 Administrative and Department Services

Department Detail

			Actual	Actual	Revised	Proposed	Approved	Adopted
			FY 15-16	FY 16-17	Budget	FY 18-19	FY 18-19	FY 18-19
			FY 17-18					
207-4090-2520-00	Third Party Payee	General	233	658	0	0		
207-4090-3800-01	Interest	General Investments	468	7,442	0	0		
207-4090-3820-03	Rents, Leases and Royalties	Land & Buildings	1,200	1,800	1,800	1,800		
207-4090-3879-00	Miscellaneous	General	0	1,583	0	0		
<b>Total Revenue</b>			<b>1,901</b>	<b>11,483</b>	<b>1,800</b>	<b>1,800</b>	<b>0</b>	<b>0</b>
207-4090-6290-10	Software Purchases	Software Updates/Maintenance	2,467	0	0	0		
207-4090-6450-02	Equipment/Vehicle Rent	Copy Machines	324	0	0	0		
207-4090-6550-00	Building and Grounds Main	General	448	0	0	0		
207-4090-6680-01	Communication	Telephone	3,929	1,177	744	1,500		
207-4090-6685-00	Utilities	General	75,818	6,122	7,256	8,500		
207-4090-7410-00	Postage	General	1	0	0	0		
207-4090-7500-00	Subscriptions & Periodicals	General	52	26	0	0		
<b>Total Materials and Services</b>			<b>83,039</b>	<b>7,325</b>	<b>8,000</b>	<b>10,000</b>	<b>0</b>	<b>0</b>
207-4090-9899-24	Intrafund Transfers	Offices	58	0	0	0		
<b>Total Other Requirements</b>			<b>58</b>	<b>0</b>	<b>0</b>	<b>0</b>	<b>0</b>	<b>0</b>
<b>Total Expenditures</b>			<b>83,097</b>	<b>7,325</b>	<b>8,000</b>	<b>10,000</b>	<b>0</b>	<b>0</b>



Douglas County, Oregon  
Public Works Fund (201)  
Summary

Summary

	Actual	Actual	Actual	Revised	Proposed	Change	
	FY 14-15	FY 15-16	FY 16-17	Budget FY 17-18	FY 18-19	Amount	%
<b><u>RESOURCES</u></b>							
<b>Beginning Fund Balance</b>	73,161,080	68,589,000	63,553,435	46,000,000	42,000,000	(4,000,000)	-9%
Intergovernmental Revenues:							
Timber Receipts	641,504		769,272	615,000		(615,000)	-100%
Safety Net Title I - Federal Forest	4,869,244	5,184,675			4,679,168	4,679,168	100%
State Motor Vehicle Fees	7,498,945	7,720,160	7,774,061	7,706,479	9,675,136	1,968,657	26%
Other	1,062,848	130,623	59,365	4,328,091	5,293,649	965,558	22%
Charges, Fines, Fees	121,155	122,376	373,524	218,000	49,000	(169,000)	-78%
Interest	488,797	604,365	690,466	553,000	528,000	(25,000)	-5%
Transfers In: Title III	532,899	561,623	657,776	1,000,000	800,000	(200,000)	-20%
Total Revenues	15,215,392	14,323,822	10,324,464	14,420,570	21,024,953	6,604,383	46%
<b>TOTAL RESOURCES</b>	88,376,472	82,912,822	73,877,899	60,420,570	63,024,953		
<b><u>REQUIREMENTS</u></b>							
Personnel Services	4,980,033	5,067,821	5,033,950	5,711,140	5,577,193	(133,947)	-2%
Materials and Services	5,496,046	5,497,180	5,751,974	7,719,897	8,231,787	511,890	7%
Capital Outlay	3,884,589	3,612,106	3,420,624	6,590,752	7,621,592	1,030,840	16%
Operating Contingency				300,000	300,000		
Transfers Out: General Fund	680,000	780,000	715,000	817,000	970,000	153,000	19%
County Forest Management Fund	60,000	60,000	60,000	60,000	60,000		
Public Safety Fund - Radio	396,804	365,000	385,463	385,463	385,463		
Public Safety Fund - Sheriff	4,290,000	3,977,280	4,195,732	6,168,820	6,289,181	120,361	2%
Total Expenditures	19,787,472	19,359,387	19,562,743	27,753,072	29,435,216	1,682,144	6%
<b>Ending Fund Balance</b>	68,589,000	63,553,435	54,315,156	32,667,498	33,589,737	922,239	3%
<b>TOTAL REQUIREMENTS</b>	88,376,472	82,912,822	73,877,899	60,420,570	63,024,953		
<b>Change in Fund Balance</b>	(4,572,080)	(5,035,565)	(9,238,279)	(13,332,502)	(8,410,263)		
<b>Staffing FTE</b>	63.75	62.75	62.75	61.00	59.75	(1.25)	

Douglas County, Oregon  
Public Works Fund  
Revenues

Detailed Revenues

			Actual	Actual	Revised	Proposed	Approved	Adopted
			FY 15-16	FY 16-17	Budget	FY 18-19	FY 18-19	FY 18-19
					FY 17-18			
201-0000-2400-00	Outside Sales & Services	General	5,122	17,159	4,000	0		
201-0000-2890-00	Interdept Charges	General	38,619	12,573	0	0		
201-2300-2995-00	Overwidth Permits/Fees	General	18	63	0	0		
201-2300-3000-02	Court Fines	Justice Court	3,401	2,631	0	0		
201-0000-3030-00	Restitution	General	166	50	0	0		
201-0000-3110-01	Fed-Forest Receipts	SRS 2008	5,184,675	0	0	4,679,168		
201-0000-3110-30	Fed-Forest Receipts	Timber Receipts	0	769,272	615,000	0		
201-0000-3120-00	Fed-BLM Land Sales	General	10,929	11,768	0	0		
201-0000-3290-02	State/Fed-Other Assistance	Emergency Mgmt Assist.	84,387	0	412,500	412,500		
201-0000-3350-00	State-Transportation Dept	General	0	0	3,915,591	4,821,149		
201-0000-3450-03	Shared Revenues	Motor Vehicle Fees	7,720,160	7,774,061	7,706,479	9,675,136		
201-0000-3650-00	Other Intergovernmental	General	35,307	47,597	0	60,000		
201-0000-3780-01	Special Assessments	Road Assessments	15,520	8,249	14,000	14,000		
201-0000-3800-01	Interest	General Investments	600,301	689,383	550,000	525,000		
201-0000-3800-03	Interest	Assessments	4,064	1,083	3,000	3,000		
201-0000-3820-00	Rents, Leases and Royalties	General	22,200	22,200	23,000	23,000		
201-0000-3870-00	Other Sales	General	0	200	0	0		
201-0000-3870-80	Other Sales	Sale of Inventory	15,305	113,560	165,000	0		
201-0000-3870-90	Other Sales	Timber Sales	5,006	0	0	0		
201-0000-3870-92	Other Sales	Land Sales	0	144,156	0	0		
201-0000-3875-22	Expense Reimbursements	Jury/Witness	52	120	0	0		
201-0000-3879-00	Miscellaneous	General	205	35,325	2,000	2,000		
201-0000-3879-90	Miscellaneous	Subrogating Claim Recovery	8,402	7,538	0	0		
201-2100-3879-00	Miscellaneous	General	8,360	9,600	10,000	10,000		
201-2200-3879-90	Miscellaneous	Subrogating Claim Recovery	0	100	0	0		
201-0000-3900-26	Transfers In	Title III	561,623	657,776	1,000,000	800,000		
<b>Total Revenue</b>			<b>14,323,822</b>	<b>10,324,464</b>	<b>14,420,570</b>	<b>21,024,953</b>	<b>0</b>	<b>0</b>

Douglas County, Oregon  
Public Works Fund  
Administration (2000)

	Actual	Actual	Actual	Revised Budget	Proposed	Change	
	FY 14-15	FY 15-16	FY 16-17	FY 17-18	FY 18-19	Amount	%
<b><u>REQUIREMENTS</u></b>							
Personnel Services	419,437	453,620	437,011	504,910	437,770	(67,140)	-13%
Materials and Services	8,929	9,826	43,030	12,000	19,250	7,250	60%
Capital Outlay				33,140		(33,140)	-100%
<b>Total Requirements</b>	428,366	463,446	480,041	550,050	457,020	(93,030)	-17%
<b>Staffing FTE</b>	<b>5.00</b>	<b>4.00</b>	<b>4.00</b>	<b>4.00</b>	<b>3.75</b>	<b>(0.25)</b>	

Douglas County, Oregon  
Public Works Fund  
Administration

Department Detail

			Actual	Actual	Revised	Proposed	Approved	Adopted
			FY 15-16	FY 16-17	Budget	FY 18-19	FY 18-19	FY 18-19
					FY 17-18			
201-2000-4000-00	Regular Employees	General	283,895	234,563	305,691	270,878		
201-2000-4030-00	Temporary Employees	General	584	55,001	2,000	2,000		
201-2000-4050-00	Overtime	General	0	1,263	1,000	1,000		
201-2000-4500-00	PERS	General	82,176	65,334	101,546	76,517		
201-2000-4510-00	Social Security	General	21,550	21,838	23,615	20,952		
201-2000-4520-00	Workers' Compensation	General	996	2,175	2,315	2,054		
201-2000-4530-00	Medical and Dental Insurance	General	63,570	55,965	67,200	63,000		
201-2000-4540-00	Unemployment	General	849	872	1,543	1,369		
<b>Total Personnel Services</b>			<b>453,620</b>	<b>437,011</b>	<b>504,910</b>	<b>437,770</b>	<b>0</b>	<b>0</b>
201-2000-5099-00	Other Professional Services	General	0	36,151	0	0		
201-2000-5199-00	Other Technical Services	General	0	0	1,000	1,000		
201-2000-6290-00	Software Purchases	General	0	0	1,000	1,000		
201-2000-6295-00	Equipment-Noninventory	General	0	0	500	500		
201-2000-6510-00	Equip/Vehicle Main & Repair	General	1,309	2,695	1,500	8,500		
201-2000-6680-01	Communication	Telephone	383	315	500	750		
201-2000-7400-00	Office Supplies and Expenses	General	4,921	2,060	4,000	4,000		
201-2000-7410-00	Postage	General	1,309	347	500	500		
201-2000-7560-00	Conventions, Schools, Seminars	General	509	442	2,000	2,000		
201-2000-7580-00	Dues and Memberships	General	1,395	1,020	1,000	1,000		
<b>Total Materials and Services</b>			<b>9,826</b>	<b>43,030</b>	<b>12,000</b>	<b>19,250</b>	<b>0</b>	<b>0</b>
201-2000-8300-00	Vehicles and Heavy Equipment	General	0	0	33,140	0	0	0
<b>Total Capital Outlay</b>			<b>0</b>	<b>0</b>	<b>33,140</b>	<b>0</b>	<b>0</b>	<b>0</b>
<b>Total Expenditures</b>			<b>463,446</b>	<b>480,041</b>	<b>550,050</b>	<b>457,020</b>	<b>0</b>	<b>0</b>

Douglas County, Oregon  
Public Works Fund  
Administration

PERSONNEL SERVICES					
	Actual	Actual	Revised	Budget	
	FTE	FTE	Budget	FY 18-19	
	FY 15-16	FY 16-17	FY 17-18	FTE	Amount
Public Works Director	1.00	1.00	1.00	0.75	92,719
IS Tech Support Analyst 3			1.00	1.00	87,453
IS Tech Support Analyst 2	1.00	1.00			
Information Systems Tech	1.00	1.00	1.00	1.00	54,451
Executive Admin Asst		1.00	1.00	1.00	36,255
Total Regular	<u>4.00</u>	<u>4.00</u>	<u>4.00</u>	<u>3.75</u>	<u>270,878</u>
Temporary					2,000
Overtime					1,000
PERS		26.55%,38.18%			76,517
Social Security		7.65%			20,952
Worker's Compensation		0.75%			2,054
Unemployment		0.50%			1,369
Medical & Dental Insurance		\$1,400/mo			63,000
Total Personnel Services					<u><u>437,770</u></u>

	Actual	Actual	Actual	Revised Budget	Proposed	Change	
	FY 14-15	FY 15-16	FY 16-17	FY 17-18	FY 18-19	Amount	%
<b><u>REQUIREMENTS</u></b>							
Personnel Services	1,077,094	1,043,868	971,535	1,260,112	1,109,712	(150,400)	-12%
Materials and Services	838,405	732,474	853,882	1,734,360	1,616,000	(118,360)	-7%
Capital Outlay	3,871,149	3,419,524	3,204,231	5,437,612	6,386,592	948,980	17%
<b>TOTAL REQUIREMENTS</b>	5,786,648	5,195,866	5,029,648	8,432,084	9,112,304	680,220	8%

<b>Staffing FTE</b>	<b>12.75</b>	<b>12.75</b>	<b>12.75</b>	<b>12.00</b>	<b>11.00</b>	<b>(1.00)</b>
---------------------	--------------	--------------	--------------	--------------	--------------	---------------

<b>Capital Outlay:</b>		<b>PAVEMENT MANAGEMENT:</b>	
Land (Right of Ways)	25,000	Garden Valley Rd (Melrose to Browns Bridge)	90,000
Office Equipment & Furniture	50,000	Garden Valley Rd (Melrose to Rsbg City Limits)	600,000
		Crack Seal/Slurry Seal (Rsbg District)	200,000
<b>ROAD IMPROVEMENT PROJECTS:</b>		<b>BRIDGE/CULVERT PROJECTS:</b>	
Old Hwy 99N (Winchester to Pleasant Ave)	2,000,000	Berry Creek Bridge	637,701
N Comstock Rd (W. Central to Laurel Ave)	50,000	Soup Creek Bridge	246,890
N Bank Road Reconstruction (Sable Curves)	47,460	Dancer Creek Bridge	597,931
Rock Slope Stablization-Little River Rd MP 24.60	441,610	Frozen Creek Culvert Replacement	550,000
Slide Repair North Bank Rd MP 10.65	500,000	Miscellaneous Bridge Culvert Projects	100,000
Miscellaneous Slide Repair Projects	250,000		<u>6,386,592</u>

Douglas County, Oregon  
Public Works Fund  
Engineering

Department Detail

			Actual	Actual	Revised	Proposed	Approved	Adopted
			FY 15-16	FY 16-17	Budget	FY 18-19	FY 18-19	FY 18-19
					FY 17-18			
201-2100-4000-00	Regular Employees	General	603,080	551,279	632,012	580,591		
201-2100-4030-00	Temporary Employees	General	25,241	39,682	100,000	50,000		
201-2100-4050-00	Overtime	General	3,892	562	15,000	15,000		
201-2100-4500-00	PERS	General	170,175	147,785	245,016	221,863		
201-2100-4510-00	Social Security	General	47,275	44,454	57,146	49,388		
201-2100-4520-00	Workers' Compensation	General	2,213	4,424	5,603	4,842		
201-2100-4520-01	Workers' Compensation	Workers Comp Claims	297	371	0	0		
201-2100-4530-00	Medical and Dental Insurance	General	189,808	181,204	201,600	184,800		
201-2100-4540-00	Unemployment	General	1,887	1,774	3,735	3,228		
<b>Total Personnel Services</b>			<b>1,043,868</b>	<b>971,535</b>	<b>1,260,112</b>	<b>1,109,712</b>	<b>0</b>	<b>0</b>
201-2100-5020-00	Engineering	General	30	2,193	150,000	150,000		
201-2100-5099-00	Other Professional Services	General	16,826	12,852	300,000	300,000		
201-2100-5099-76	Other Professional Services	DFPA	427,830	497,708	650,000	520,000		
201-2100-5099-78	Other Professional Services	Work Crew	133,794	160,067	350,000	280,000		
201-2100-5130-00	Material Testing	General	0	0	1,000	1,000		
201-2100-5199-00	Other Technical Services	General	11,571	11,622	56,860	60,000		
201-2100-6070-00	Field Supplies	General	3,723	1,758	1,500	3,000		
201-2100-6290-00	Software Purchases	General	42,357	54,586	45,000	85,000		
201-2100-6295-00	Equipment-Noninventory	General	849	683	5,000	5,000		
201-2100-6299-00	Other Materials and Supplies	General	2,512	663	5,000	5,000		
201-2100-6510-00	Equip/Vehicle Main & Repair	General	26,140	17,574	30,000	30,000		
201-2100-6510-92	Equip/Vehicle Main & Repair	Traffic Safety Illumination	23,358	23,629	22,000	22,000		
201-2100-6680-01	Communication	Telephone	2,761	3,748	8,000	8,000		
201-2100-6720-01	Fire/Liability Insurance	Liability Ins Interdept Charges	15,000	45,000	48,000	80,000		
201-2100-6850-00	License and Permit Fees	General	1,499	1,843	10,000	10,000		
201-2100-7400-00	Office Supplies and Expenses	General	6,873	5,562	20,000	20,000		
201-2100-7410-00	Postage	General	454	293	2,000	2,000		
201-2100-7560-00	Conventions, Schools, Seminars	General	4,785	3,422	8,000	8,000		
201-2100-7800-00	Legal Publication and Printing	General	2,034	1,412	5,000	5,000		
201-2100-7820-00	Advisory Committee Expense	General	2,255	1,234	4,000	9,000		
201-2100-7850-00	Pre-employment Testing	General	157	175	1,000	1,000		
201-2100-7900-00	Miscellaneous	General	7,666	7,858	12,000	12,000		
<b>Total Materials and Services</b>			<b>732,474</b>	<b>853,882</b>	<b>1,734,360</b>	<b>1,616,000</b>	<b>0</b>	<b>0</b>

Douglas County, Oregon  
Public Works Fund  
Engineering

Department Detail

			Actual	Actual	Revised	Proposed	Approved	Adopted
			FY 15-16	FY 16-17	Budget	FY 18-19	FY 18-19	FY 18-19
					FY 17-18			
201-2100-8000-00	Land	General	6,720	0	0	0		
201-2100-8000-51	Land	Noninventory-Right of Ways	4,190	4,004	25,000	25,000		
201-2100-8200-00	Furniture and Equipment	General	20,191	6,382	50,000	50,000		
201-2100-8200-99	Furniture and Equipment	Noninventory	10,612	3,654	0	0		
201-2100-8300-00	Vehicles and Heavy Equipment	General	47,958	0	0	0		
201-2100-8800-00	Work in Progress	Miscellaneous	321,938	480,032	0	0		
201-2100-8900-00	Infrastructure	General	1,916,610	0	5,362,612	6,311,592		
201-2100-8900-99	Infrastructure	Noninventory	1,091,305	2,710,159	0	0		
<b>Total Capital Outlay</b>			<b>3,419,524</b>	<b>3,204,231</b>	<b>5,437,612</b>	<b>6,386,592</b>	<b>0</b>	<b>0</b>
<b>Total Expenditures</b>			<b>5,195,866</b>	<b>5,029,648</b>	<b>8,432,084</b>	<b>9,112,304</b>	<b>0</b>	<b>0</b>

Douglas County, Oregon  
Public Works Fund  
Engineering

PERSONNEL SERVICES					
	Actual	Actual	Revised	Budget	
	FTE	FTE	FTE	FY 18-19	
	<u>FY 15-16</u>	<u>FY 16-17</u>	<u>FY 17-18</u>	<u>FTE</u>	<u>Amount</u>
Fleet & Engineering Manager	1.00	1.00	1.00		
Eng & Const Division Engineer	1.00	1.00	1.00	1.00	71,043
Bridge Engineer				1.00	61,422
Engineering Srvy & Mp Supervisor	1.00	1.00	1.00	1.00	54,538
Eng Contract Administrator				1.00	53,413
Engineering Systems Specialist	1.00	1.00	1.00	1.00	60,859
Engineering Technician 3	2.00	1.00	1.00	1.00	47,576
Engineering Technician 2	5.00	6.00	6.00	4.00	190,722
Environmental Inspection Spec	0.75	0.75			
Office Manager 2	1.00	1.00	1.00	1.00	41,018
Total Regular	<u>12.75</u>	<u>12.75</u>	<u>12.00</u>	<u>11.00</u>	<u>580,591</u>
Temporary					50,000
Overtime					15,000
PERS		26.55%,38.18%			221,863
Social Security		7.65%			49,388
Worker's Compensation		0.75%			4,842
Unemployment		0.50%			3,228
Medical & Dental Insurance		\$1,400/mo			184,800
Total Personnel Services					<u><u>1,109,712</u></u>

Douglas County, Oregon  
 Public Works Fund  
 Highway Operations and Maintenance (2200)

	Actual	Actual	Actual	Revised	Proposed	Change	
	FY 14-15	FY 15-16	FY 16-17	Budget FY 17-18	FY 18-19	Amount	%
<b><u>REQUIREMENTS</u></b>							
Personnel Services	3,483,502	3,570,333	3,625,404	3,946,118	4,029,711	83,593	2%
Materials and Services	4,648,712	4,754,880	4,855,062	5,973,537	6,596,537	623,000	10%
Capital Outlay	13,440	192,582	216,393	1,120,000	1,235,000	115,000	10%
<b>TOTAL REQUIREMENTS</b>	8,145,654	8,517,795	8,696,859	11,039,655	11,861,248	821,593	7%
<b>Staffing FTE</b>	<b>46.00</b>	<b>46.00</b>	<b>46.00</b>	<b>45.00</b>	<b>45.00</b>		

Capital Outlay	
Rollers (2)	250,000
Street Sweeper	300,000
Paint Truck	475,000
315 Excavator	210,000
	<u>1,235,000</u>

Douglas County, Oregon  
Public Works Fund  
Highway Operations and Maintenance

Department Detail

			Actual	Actual	Revised	Proposed	Approved	Adopted
			FY 15-16	FY 16-17	Budget	FY 18-19	FY 18-19	FY 18-19
					FY 17-18			
201-2200-4000-00	Regular Employees	General	1,922,329	1,941,227	1,980,173	2,049,274		
201-2200-4030-00	Temporary Employees	General	103,357	79,468	105,000	105,000		
201-2200-4050-00	Overtime	General	57,655	53,780	70,000	70,000		
201-2200-4500-00	PERS	General	589,661	582,657	751,539	756,945		
201-2200-4510-00	Social Security	General	158,631	158,050	164,870	170,157		
201-2200-4520-00	Workers' Compensation	General	31,250	82,682	86,208	88,971		
201-2200-4520-01	Workers' Compensation	Workers Comp Claims	882	434	0	0		
201-2200-4530-00	Medical and Dental Insurance	General	687,863	708,435	756,000	756,000		
201-2200-4540-00	Unemployment	General	18,705	18,671	32,328	33,364		
<b>Total Personnel Services</b>			<b>3,570,333</b>	<b>3,625,404</b>	<b>3,946,118</b>	<b>4,029,711</b>	<b>0</b>	<b>0</b>
201-2200-5099-00	Other Professional Services	General	15,685	5,020	10,000	10,000		
201-2200-5199-00	Other Technical Services	General	147,785	192,907	248,000	248,000		
201-2200-6000-01	Road/Bridge Materials	Rock	93,984	128,844	408,170	633,170		
201-2200-6000-02	Road/Bridge Materials	Asphalt Concrete	2,093,454	2,666,606	2,331,738	2,293,738		
201-2200-6000-03	Road/Bridge Materials	Liquid Asphalt	669,622	42,794	660,000	630,875		
201-2200-6000-04	Road/Bridge Materials	Cement Concrete	19,537	15,453	25,000	25,000		
201-2200-6000-10	Road/Bridge Materials	Metal Reinforcement	763	144	5,000	5,000		
201-2200-6000-11	Road/Bridge Materials	Structural Steel	992	0	5,000	5,000		
201-2200-6000-15	Road/Bridge Materials	Structural Timber	0	2,907	4,500	4,500		
201-2200-6000-16	Road/Bridge Materials	Plywood	230	0	2,500	2,500		
201-2200-6000-17	Road/Bridge Materials	Lumber	0	0	2,000	2,000		
201-2200-6000-18	Road/Bridge Materials	Fencing Materials	0	0	2,500	2,500		
201-2200-6000-20	Road/Bridge Materials	Culvert Pipe	49,116	67,578	90,000	90,000		
201-2200-6000-22	Road/Bridge Materials	Precast Concrete	0	0	5,000	5,000		
201-2200-6000-25	Road/Bridge Materials	Guard Rail Material	2,524	5,955	5,000	5,000		
201-2200-6000-80	Road/Bridge Materials	Explosives	0	0	10,000	10,000		
201-2200-6010-00	Signing Materials	General	0	0	0	398,000		
201-2200-6010-01	Signing Materials	Striping Paint	278,495	288,700	320,875	350,000		
201-2200-6010-02	Signing Materials	Sign Material	4,119	23,429	25,000	25,000		
201-2200-6010-03	Signing Materials	Sign Posts	249	3,457	7,000	7,000		
201-2200-6010-04	Signing Materials	Delineators	6,875	0	5,000	5,000		
201-2200-6050-01	Chemicals	Chemicals	104,371	123,665	150,332	150,332		
201-2200-6060-00	Tools	General	8,298	4,055	19,500	19,500		
201-2200-6065-01	Fuel and Oil	Gas	2,069	2,495	4,000	4,000		

Douglas County, Oregon  
Public Works Fund  
Highway Operations and Maintenance

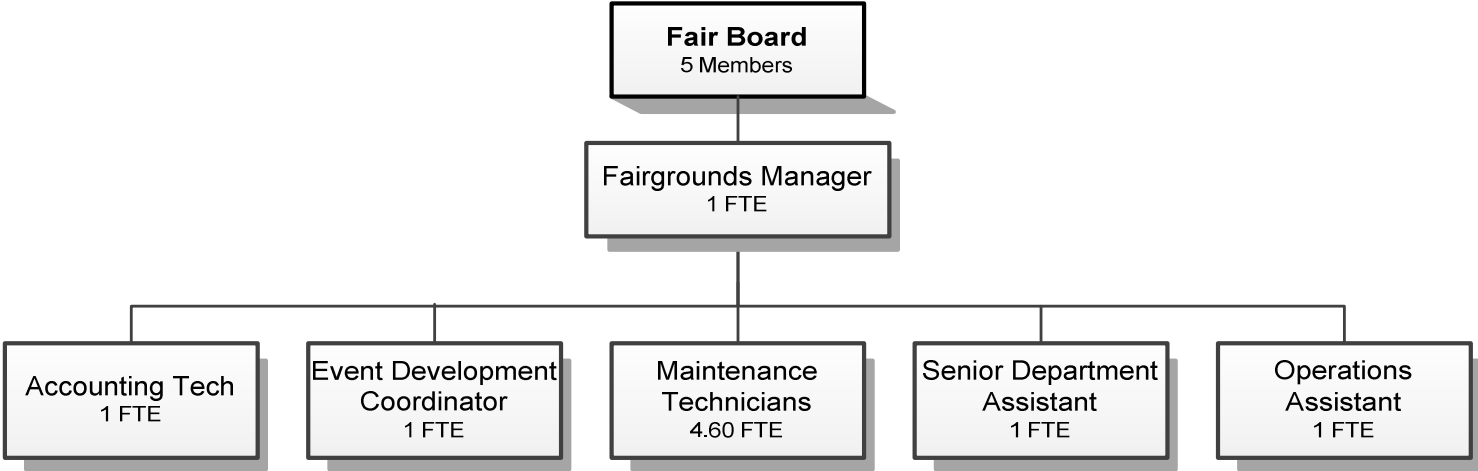
Department Detail

			Actual	Actual	Revised	Proposed	Approved	Adopted
			FY 15-16	FY 16-17	Budget	FY 18-19	FY 18-19	FY 18-19
			FY 17-18					
201-2200-6065-50	Fuel and Oil	Lubricants and Oil	22	0	0	0		
201-2200-6110-00	Safety Supplies	General	3,201	4,017	6,000	6,000		
201-2200-6290-00	Software Purchases	General	621	0	2,000	2,000		
201-2200-6295-00	Equipment-Noninventory	General	1,361	1,545	20,000	20,000		
201-2200-6299-00	Other Materials and Supplies	General	28,422	36,293	55,000	55,000		
201-2200-6450-00	Equipment/Vehicle Rent	General	226	311	26,817	26,817		
201-2200-6450-01	Equipment/Vehicle Rent	Operating Leases	0	0	17,000	17,000		
201-2200-6510-00	Equip/Vehicle Main & Repair	General	1,100,695	1,058,745	1,254,275	1,254,275		
201-2200-6510-02	Equip/Vehicle Main & Repair	Equip Service Contracts	0	0	1,500	1,500		
201-2200-6550-00	Building and Grounds Main	General	2,820	9,618	29,500	29,500		
201-2200-6680-01	Communication	Telephone	10,139	10,699	16,600	16,600		
201-2200-6685-01	Utilities	Electric	37,617	38,546	45,000	45,000		
201-2200-6685-02	Utilities	Heat	4,044	4,402	6,750	6,750		
201-2200-6685-03	Utilities	Water and Sewer	35,209	37,919	35,000	35,000		
201-2200-6720-01	Fire/Liability Insurance	Liability Ins Interdept Charges	0	42,000	48,000	81,000		
201-2200-6730-00	Liability Claims	General	2,636	8,228	11,000	11,000		
201-2200-6800-00	Laundry and Dry Cleaning	General	6,008	6,306	14,250	14,250		
201-2200-6850-00	License and Permit Fees	General	2,970	4,810	0	5,000		
201-2200-7400-00	Office Supplies and Expenses	General	3,575	3,145	7,660	7,660		
201-2200-7410-00	Postage	General	65	78	1,000	1,000		
201-2200-7420-00	Duplicating Services	General	0	0	270	270		
201-2200-7560-00	Conventions, Schools	General	9,147	6,133	18,000	18,000		
201-2200-7580-00	Dues and Memberships	General	0	200	650	650		
201-2200-7800-00	Legal Publication and Printing	General	1,426	738	2,750	2,750		
201-2200-7850-00	Pre-employment Testing	General	6,508	7,320	7,400	7,400		
201-2200-7900-00	Miscellaneous	General	0	0	1,000	1,000		
<b>Total Materials and Services</b>			<b>4,754,880</b>	<b>4,855,062</b>	<b>5,973,537</b>	<b>6,596,537</b>	<b>0</b>	<b>0</b>
201-2200-8200-99	Furniture and Equipment	Noninventory	3,970	0	0	0		
201-2200-8300-00	Vehicles and Heavy Equip	General	188,612	216,393	1,120,000	1,235,000		
<b>Total Capital Outlay</b>			<b>192,582</b>	<b>216,393</b>	<b>1,120,000</b>	<b>1,235,000</b>	<b>0</b>	<b>0</b>
<b>Total Expenditures</b>			<b>8,517,795</b>	<b>8,696,859</b>	<b>11,039,655</b>	<b>11,861,248</b>	<b>0</b>	<b>0</b>

Douglas County, Oregon  
 Public Works Fund  
 Highway Operations and Maintenance

PERSONNEL SERVICES					
	Actual	Actual	Revised	Budget	
	FTE	FTE	Budget	FY 18-19	
	FY 15-16	FY 16-17	FTE	FTE	Amount
O&M Division Manager	1.00	1.00	1.00	1.00	82,597
O&M Supervisor 2	5.00	5.00	5.00	5.00	280,001
O&M Leadworker 2	1.00	1.00	1.00	2.00	112,320
O&M Leadworker 1		1.00	1.00		
Bridge/Special Projects Mgr	1.00	1.00			
Bridge Welder	1.00				
Bridge Carpenter	2.00	2.00	2.00	2.00	94,890
Paint Striper	2.00	2.00	3.00	3.00	149,574
Herbicide Applicator	1.00	1.00	1.00	1.00	51,605
Herbicide Truck Operator	1.00	1.00			
Maintenance Blade Operator	4.00	4.00	4.00	4.00	199,432
Heavy Equipment Operator	1.00	1.00	1.00	1.00	48,682
Light Equipment Operator	7.00	6.00	5.00	5.00	216,383
Public Works Maint Worker 2B	18.00	19.00	20.00	20.00	767,666
Administrative Assistant			1.00	1.00	46,124
Office Manager 2	1.00	1.00			
Total Regular	<u>46.00</u>	<u>46.00</u>	<u>45.00</u>	<u>45.00</u>	<u>2,049,274</u>
Temporary					105,000
Overtime					70,000
PERS		26.55%,38.18%			756,945
Social Security		7.65%			170,157
Worker's Compensation		4.00%			88,971
Unemployment		1.50%			33,364
Medical & Dental Insurance		\$1,400/mo			<u>756,000</u>
Total Personnel Services					<u><u>4,029,711</u></u>

**COUNTY FAIR BOARD FUND**



Douglas County, Oregon  
 County Fair Board Fund (205)  
 Summary

	Actual	Actual	Actual	Revised	Proposed	Change	
	FY 14-15	FY 15-16	FY 16-17	Budget FY 17-18	FY 18-19	Amount	%
<b><u>RESOURCES</u></b>							
<b>Beginning Fund Balance</b>	36,927	22,961	105,194				
Revenues:							
Intergovernmental Revenues	50,963	67,061	53,667	47,934	53,166	5,232	11%
Charges, Fines, Fees and Other	1,670,855	1,965,372	1,818,225	1,984,728	2,112,358	127,630	6%
Transfers In - General Fund	85,496						
Transfers In - Industrial Development		64,120	109,120	100,000	10,000	(90,000)	-90%
Total	1,807,314	2,096,553	1,981,012	2,132,662	2,175,524	42,862	2%
<b>TOTAL RESOURCES</b>	1,844,241	2,119,514	2,086,206	2,132,662	2,175,524		
<b><u>REQUIREMENTS</u></b>							
Expenditures:							
Personnel Services	851,838	919,117	947,723	1,006,848	971,651	(35,197)	-3%
Materials and Services	969,442	1,090,693	1,079,219	1,113,814	1,196,873	83,059	7%
Capital Outlay		4,510	2,550	12,000	7,000	(5,000)	-42%
Total	1,821,280	2,014,320	2,029,492	2,132,662	2,175,524	42,862	2%
<b>Ending Fund Balance</b>	22,961	105,194	56,714				
<b>TOTAL REQUIREMENTS</b>	1,844,241	2,119,514	2,086,206	2,132,662	2,175,524		
<b>Change in Fund Balance</b>	(13,966)	82,233	(48,480)				
<b>Staffing FTE</b>	10.00	10.00	10.00	9.80	9.60	(0.20)	

Capital Outlay - Mower 7,000

Douglas County, Oregon  
County Fair Board Fund

Fund Detail

			Actual	Actual	Revised	Proposed	Approved	Adopted
			FY 15-16	FY 16-17	Budget	FY 18-19	FY 18-19	FY 18-19
					FY 17-18			
205-0000-2750-00	Fees and Admissions	General	404,719	341,678	375,739	407,441		
205-0000-2750-10	Fees and Admissions	Reserved Concert Seating	48,991	72,287	82,000	82,000		
205-0000-2750-13	Fees and Admissions	Exhibitor/Participant	4,206	3,942	3,500	3,293		
205-0000-2755-01	Concessions	Food Sales	284,202	267,883	285,000	285,000		
205-0000-2755-05	Concessions	F&B Gratuity	28,223	26,934	28,360	28,360		
205-0000-2755-10	Concessions	Beer Sales	162,219	119,034	168,700	192,360		
205-0000-2755-11	Concessions	Outside Concessionaires	111,979	102,318	104,700	116,137		
205-0000-2755-20	Concessions	Parking, General	63,010	72,439	72,000	90,926		
205-0000-2755-40	Concessions	Carnival	121,000	115,635	115,000	125,000		
205-0000-2755-50	Concessions	Bingo	6,588	6,058	6,000	6,962		
205-0000-3290-00	State/Fed-Other Assistance	General	13,394	0	0	0		
205-0000-3450-12	Shared Revenues	OR Lottery Funds	53,667	53,667	47,934	53,166		
205-0000-3800-01	Interest	General Investments	270	31	95	95		
205-0000-3820-03	Rents, Leases and Royalties	Land & Buildings	1,974	0	0	0		
205-0000-3820-04	Rents, Leases and Royalties	Fairgrounds Buildings	208,989	200,290	229,934	235,934		
205-0000-3820-10	Rents, Leases and Royalties	Horse Stalls	19,331	24,839	28,140	28,140		
205-0000-3820-25	Rents, Leases and Royalties	RV Park	66,280	74,803	68,420	68,420		
205-0000-3820-30	Rents, Leases and Royalties	Ancillary	45,829	54,388	49,574	49,574		
205-0000-3820-40	Rents, Leases and Royalties	Booth Space	201,690	187,396	193,300	196,370		
205-0000-3840-00	Contributions and Donations	General	0	625	0	0		
205-0000-3850-00	Sponsorships	General	93,342	80,308	103,750	129,331		
205-0000-3850-05	Sponsorships	Poker Sponsors	6,500	4,000	6,500	6,500		
205-0000-3870-02	Other Sales	Novelty Sales	9,023	4,994	5,648	5,648		
205-0000-3870-06	Other Sales	ATM Transaction Fees	10,064	9,486	9,565	9,982		
205-0000-3870-07	Other Sales	Poker Registration	18,600	16,200	23,000	18,100		
205-0000-3870-09	Other Sales	Dump Station Fees	9,538	11,266	9,500	9,500		
205-0000-3870-11	Other Sales	Sale of Supplies	11,870	14,124	13,020	13,020		
205-0000-3870-92	Other Sales	Land Sales	24,000	0	0	0		
205-0000-3879-00	Miscellaneous	General	4,427	7,370	3,283	4,265		
205-0000-3879-12	Miscellaneous	Lodging Tax	118	252	0	0		
205-0000-3879-80	Miscellaneous	Cash Over/Short	(1,585)	(228)	0	0		
205-0000-3879-95	Miscellaneous	NSF Checks	(25)	(127)	0	0		
205-0000-3900-22	Transfers In	Industrial Development	64,120	109,120	100,000	10,000		
<b>Total Revenue</b>			<b>2,096,553</b>	<b>1,981,012</b>	<b>2,132,662</b>	<b>2,175,524</b>	<b>0</b>	<b>0</b>

Douglas County, Oregon  
County Fair Board Fund

Fund Detail

			Actual	Actual	Revised	Proposed	Approved	Adopted
			FY 15-16	FY 16-17	Budget	FY 18-19	FY 18-19	FY 18-19
					FY 17-18			
205-6980-4000-00	Regular Employees	General	451,726	470,089	476,049	427,851		
205-6980-4030-00	Temporary Employees	General	111,495	108,038	126,997	160,508		
205-6980-4050-00	Overtime	General	10,899	8,862	9,980	11,675		
205-6980-4500-00	PERS	General	136,674	143,160	168,199	150,212		
205-6980-4510-00	Social Security	General	43,276	44,474	46,895	45,903		
205-6980-4520-00	Workers' Compensation	General	2,010	4,391	4,598	4,501		
205-6980-4520-01	Workers' Compensation	Workers Comp Claims	0	2,000	0	0		
205-6980-4530-00	Medical and Dental Insurance	General	159,608	163,189	168,000	168,000		
205-6980-4540-00	Unemployment	General	3,429	3,520	6,130	3,001		
<b>Total Personnel Services</b>			<b>919,117</b>	<b>947,723</b>	<b>1,006,848</b>	<b>971,651</b>	<b>0</b>	<b>0</b>
205-6990-5099-00	Other Professional Services	General	0	0	39,419	10,000		
205-6990-5850-30	General Fairgrounds Operations	Main Stage Entertainments	360,713	309,488	300,000	335,000		
205-6990-5850-35	General Fairgrounds Operations	Grounds Acts & Talent Show	30,900	37,350	38,000	39,125		
205-6990-5850-40	General Fairgrounds Operations	Bi Mart Stage Entertainment	18,100	15,800	16,000	30,000		
205-6990-5850-70	General Fairgrounds Operations	Contract Services	173,523	183,448	182,949	208,012		
205-6990-5855-01	Food & Beverage Supplies	Food & Beverage Costs	111,052	111,585	117,300	117,300		
205-6990-5855-02	Food & Beverage Supplies	Beverages	42,450	33,604	36,230	50,014		
205-6990-5855-10	Food & Beverage Supplies	F&B Repairs	2,655	3,929	3,300	3,300		
205-6990-5855-11	Food & Beverage Supplies	F&B Tools	246	20	500	500		
205-6990-5855-12	Food & Beverage Supplies	Other Food Operation Exp	1,912	3,394	3,300	3,300		
205-6990-5855-15	Food & Beverage Supplies	Signs & Banners	21	0	35	35		
205-6990-5855-30	Food & Beverage Supplies	F&B Non Profit Groups	8,367	8,190	9,000	7,000		
205-6990-6060-00	Tools	General	801	72	780	780		
205-6990-6065-01	Fuel and Oil	Gas	10,875	11,892	14,313	15,500		
205-6990-6290-00	Software Purchases	General	4,528	12,818	4,730	4,850		
205-6990-6295-00	Equipment-Noninventory	General	4,117	2,578	8,201	11,700		
205-6990-6299-00	Other Materials and Supplies	General	12,472	3,930	5,720	7,720		
205-6990-6299-25	Other Materials and Supplies	Signs	5,310	3,987	2,591	7,400		
205-6990-6299-26	Other Materials and Supplies	Sawdust	9,600	10,800	10,800	11,400		
205-6990-6299-50	Other Materials and Supplies	Open Class	560	1,161	1,350	1,350		
205-6990-6510-00	Equip/Vehicle Main & Repair	General	9,426	6,148	8,058	9,500		
205-6990-6510-80	Equip/Vehicle Main & Repair	Office & Data Processing Equip	2,239	1,866	2,250	2,250		
205-6990-6550-00	Building and Grounds Main	General	6,831	47,022	35,902	35,902		

Douglas County, Oregon  
County Fair Board Fund

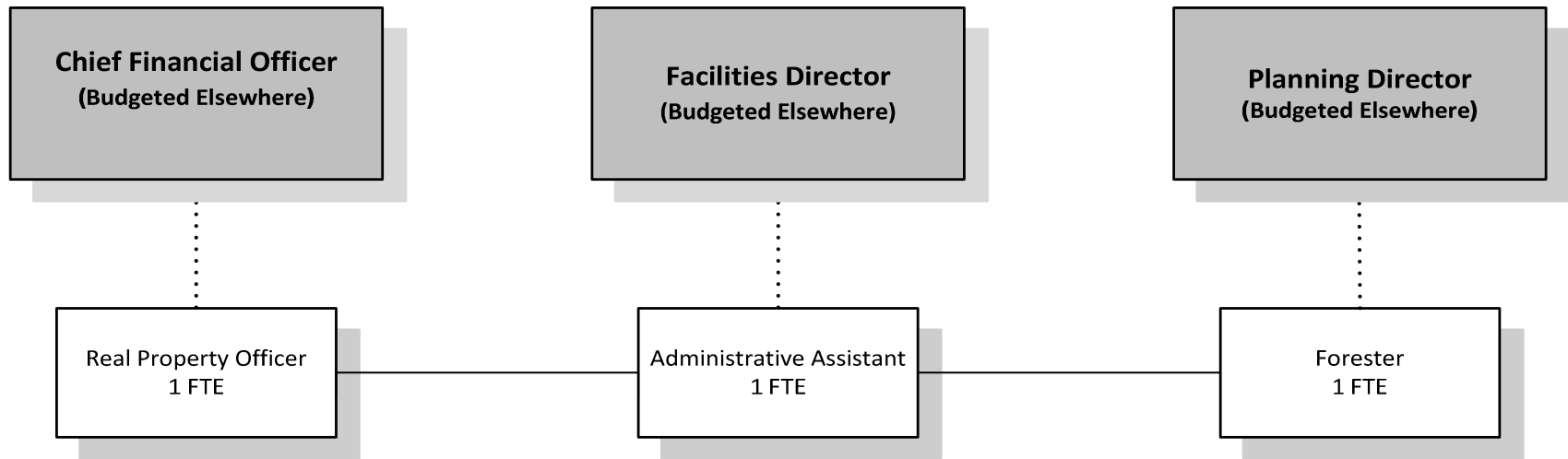
Fund Detail

			Actual	Actual	Revised	Proposed	Approved	Adopted
			FY 15-16	FY 16-17	Budget	FY 18-19	FY 18-19	FY 18-19
					FY 17-18			
205-6990-6550-01	Building and Grounds Main	Temp Control Maintenance	0	1,415	0	0		
205-6990-6550-05	Building and Grounds Main	Custodial Supplies	11,876	12,287	12,000	12,000		
205-6990-6680-01	Communication	Telephone	6,885	6,313	5,712	5,712		
205-6990-6680-12	Communication	Radios	568	0	250	250		
205-6990-6680-15	Communication	Cell Phones	2,568	2,631	2,472	4,790		
205-6990-6685-01	Utilities	Electric	98,752	91,205	102,120	112,000		
205-6990-6685-02	Utilities	Heat	10,803	14,038	13,062	13,062		
205-6990-6685-03	Utilities	Water and Sewer	23,981	20,357	23,720	23,720		
205-6990-6685-04	Utilities	Garbage	8,532	20,747	11,245	12,668		
205-6990-6720-01	Fire/Liability Insurance	Liability Ins Interdept Charges	2,000	4,500	4,500	6,000		
205-6990-6720-02	Fire/Liability Insurance	Liability Insurance	180	180	0	0		
205-6990-6920-01	Awards and Recognitions	Open Class Awards	10,135	12,596	10,500	10,500		
205-6990-6920-03	Awards and Recognitions	4H Awards	5,000	5,000	5,000	5,000		
205-6990-6920-05	Awards and Recognitions	FFA Awards	2,042	1,835	1,800	2,290		
205-6990-6920-12	Awards and Recognitions	Judges Fees & Expenses	1,909	1,769	2,000	2,500		
205-6990-6920-17	Awards and Recognitions	Poker Tournament	11,092	10,000	11,300	10,200		
205-6990-7300-00	Advertising/Publicity	General	57,647	42,570	44,900	44,900		
205-6990-7400-00	Office Supplies and Expenses	General	1,874	1,630	2,009	2,400		
205-6990-7410-00	Postage	General	707	550	700	700		
205-6990-7550-00	Travel	General	4,842	3,527	5,000	5,000		
205-6990-7900-00	Miscellaneous	General	1,921	2,591	100	100		
205-6990-7900-04	Miscellaneous	Bank Card Fees	8,059	10,816	11,696	8,143		
205-6990-7900-17	Miscellaneous	Poker Tournament	2,622	3,580	3,000	3,000		
<b>Total Materials and Services</b>			<b>1,090,693</b>	<b>1,079,219</b>	<b>1,113,814</b>	<b>1,196,873</b>	<b>0</b>	<b>0</b>
205-8000-8200-99	Furniture and Equipment	Noninventory	4,510	2,550	12,000	0	0	0
205-8000-8300-00	Vehicles and Heavy Equipment	General	0	0	0	7,000		
<b>Total Capital Outlay</b>			<b>4,510</b>	<b>2,550</b>	<b>12,000</b>	<b>7,000</b>	<b>0</b>	<b>0</b>
<b>Total Expenditures</b>			<b>2,014,320</b>	<b>2,029,492</b>	<b>2,132,662</b>	<b>2,175,524</b>	<b>0</b>	<b>0</b>

Douglas County, Oregon  
County Fair Fund

PERSONNEL SERVICES					
	Actual	Actual	Revised	Budget	
	FTE	FTE	FTE	FY 18-19	
	FY 15-16	FY 16-17	FY 17-18	FTE	Amount
Fairgrounds Manager	1.00	1.00	1.00	1.00	89,208
Building Maintenance Tech 1		1.00	0.50		
Fair Finance Services Mgr	1.00				
Fair Operations Manager	1.00	1.00	1.00		
Event Development Coordinator	1.00	1.00	1.00	1.00	54,891
Fair Operations Assistant	1.00	1.00	1.00	1.00	34,923
Fair Maintenance Technician	3.00	3.00	3.30	4.60	164,801
Accounting Tech 2		1.00	1.00	1.00	49,645
Senior Department Assistant				1.00	34,383
Department Assistant 4	1.00	1.00	1.00		
Total Regular	<u>10.00</u>	<u>10.00</u>	<u>9.80</u>	<u>9.60</u>	<u>427,851</u>
Temporary					160,508
Overtime					11,675
PERS		26.55%, 38.18%			150,212
Social Security		7.65%			45,903
Worker's Compensation		0.75%			4,501
Unemployment		0.50%			3,001
Medical & Dental Insurance		\$1,400/mo			<u>168,000</u>
Total Personnel Services					<u><u>971,651</u></u>

# **COUNTY FOREST MANAGEMENT FUND**



Douglas County, Oregon  
County Forest Management Fund (208)  
Summary

	Actual	Actual	Actual	Revised	Proposed	Change	
	FY 14-15	FY 15-16	FY 16-17	Budget FY 17-18	FY 18-19	Amount	%
<b><u>RESOURCES</u></b>							
<b>Beginning Fund Balance</b>	4,532,625	5,179,249	5,229,930	5,500,000	5,000,000	(500,000)	-9%
Revenues:							
Timber Sales	1,058,028	674,694	1,102,425	782,565	600,000	(182,565)	
Land Sales	31,700		28,000				
Interest	34,686	58,093	66,515	45,430	45,403	(27)	
Charges and Other	194,519	197,490	197,682	207,129	209,265	2,136	
Notes/Contract Collections	672	11,219		672	672		
Interfund loan repayment from Salmon Harbor Fund	2,361,529	2,361,529	2,361,529	2,361,529		(2,361,529)	
Transfers In: Public Works	60,000	60,000	60,000	60,000	60,000		
Total Revenues	3,741,134	3,363,025	3,816,151	3,457,325	915,340	(2,541,985)	-74%
<b>Total Resources</b>	8,273,759	8,542,274	9,046,081	8,957,325	5,915,340		
<b><u>REQUIREMENTS</u></b>							
Personnel Services	437,924	473,129	355,143	280,659	291,759	11,100	
Materials and Services	193,311	314,424	299,188	342,456	417,500	75,044	
Capital Outlay	64,246	132,262	3,707	3,000,000	2,000,000	(1,000,000)	
	695,481	919,815	658,038	3,623,115	2,709,259	(913,856)	-25%
Operating Contingency				10,000	10,000		
Transfer Out - General Fund	37,500	31,000	40,000	55,000	46,000	(9,000)	
Transfer Out - Salmon Harbor					1,000,000	1,000,000	
Interfund loan to Salmon Harbor Fund	2,361,529	2,361,529	2,361,529	2,361,529		(2,361,529)	
Total Expenditures	3,094,510	3,312,344	3,059,567	6,049,644	3,765,259	(2,284,385)	-38%
<b>Ending Fund Balance</b>	5,179,249	5,229,930	5,986,514	2,907,681	2,150,081	(757,600)	-26%
<b>Total Requirements</b>	8,273,759	8,542,274	9,046,081	8,957,325	5,915,340		
<b>Change in Fund Balance</b>	646,624	50,681	756,584	(2,592,319)	(2,849,919)		
<b>Total Fund Staffing FTE</b>	4.60	4.60	4.60	3.00	3.00		
Capital Outlay							
Board Approved Projects					2,000,000		

Douglas County, Oregon  
County Forest Management Fund

Fund Detail

			Actual	Actual	Revised	Proposed	Approved	Adopted
			FY 15-16	FY 16-17	Budget	FY 18-19	FY 18-19	FY 18-19
208-0000-2899-00	Other Misc Charges for Services	General	0	20	0	0		
208-0000-3030-00	Restitution	General	0	352	0	0		
208-0000-3800-01	Interest	General Investments	47,632	66,515	45,000	45,000		
208-0000-3800-04	Interest	Notes/Contracts	10,461	0	430	403		
208-0000-3820-03	Rents, Leases and Royalties	Land & Buildings	153,107	159,976	165,461	169,265		
208-0000-3870-30	Other Sales	Sale of Seed/Seedlings	0	3,131	0	0		
208-0000-3870-90	Other Sales	Timber Sales (Standing Timber)	674,694	1,102,425	782,565	600,000		
208-0000-3870-92	Other Sales	Land Sales	0	28,000	0	0		
208-0000-3875-00	Expense Reimbursements	General	1,473	1,518	1,668	0		
208-0000-3879-00	Miscellaneous	General	42,910	32,685	40,000	40,000		
208-0000-3900-11	Transfers In	Public Works	60,000	60,000	60,000	60,000		
208-0000-3960-00	Notes/Contract Rec'ble Collect	General	11,219	0	672	672		
208-0000-3981-51	Interfund Loan Repay Received	Salmon Harbor	2,361,529	2,361,529	2,361,529	0		
<b>Total Revenue</b>			<b>3,363,025</b>	<b>3,816,151</b>	<b>3,457,325</b>	<b>915,340</b>	<b>0</b>	<b>0</b>
208-0400-4000-00	Regular Employees	General	266,969	199,527	154,833	161,828		
208-0400-4030-00	Temporary Employees	General	25,937	24,012	6,500	7,500		
208-0400-4500-00	Overtime	General	0	813	0	0		
208-0400-4500-00	PERS	General	79,278	55,320	54,567	56,960		
208-0400-4510-00	Social Security	General	21,962	16,404	12,342	12,954		
208-0400-4520-00	Workers' Compensation	General	1,025	1,690	1,210	1,270		
208-0400-4520-01	Workers' Compensation	Workers Comp Claims	800	0	0	0		
208-0400-4530-00	Medical and Dental Insurance	General	76,284	56,702	50,400	50,400		
208-0400-4540-00	Unemployment	General	874	675	807	847		
<b>Total Personnel Services</b>			<b>473,129</b>	<b>355,143</b>	<b>280,659</b>	<b>291,759</b>	<b>0</b>	<b>0</b>
208-0400-5000-00	Legal Services	General	66,000	66,000	70,000	70,000		
208-0400-5099-00	Other Professional Services	General	93,500	57,965	92,000	100,000		
208-0400-5099-70	Other Professional Services	Spray Expenses	6,876	13,825	8,100	25,000		
208-0400-5099-72	Other Professional Services	Property Holdings	29,031	85	15,000	17,000		
208-0400-5099-74	Other Professional Services	Tree Planting Expenses	13,953	18,392	15,000	38,000		
208-0400-6198-00	Seedlings	General	14,805	29,185	20,000	38,000		
208-0400-6290-00	Software Purchases	General	57	47	6,000	2,000		

Douglas County, Oregon  
County Forest Management Fund

Fund Detail

			Actual	Actual	Revised	Proposed	Approved	Adopted
			FY 15-16	FY 16-17	Budget	FY 18-19	FY 18-19	FY 18-19
208-0400-6295-00	Equipment-Noninventory	General	305	1,105	2,174	1,000		
208-0400-6299-00	Other Materials and Supplies	General	426	747	2,000	2,000		
208-0400-6299-70	Other Materials and Supplies	Spray Expenses	8,966	11,792	12,000	8,500		
208-0400-6299-72	Other Materials and Supplies	Property Holdings	949	57	500	4,000		
208-0400-6500-00	Interdept Vehicle Expense	General	13,839	13,576	13,000	7,000		
208-0400-6510-00	Equip/Vehicle Main & Repair	General	1,940	292	500	500		
208-0400-6550-00	Building and Grounds Maint	General	5,938	3,879	3,600	6,100		
208-0400-6680-01	Communication	Telephone	1,402	1,291	1,700	1,000		
208-0400-6685-01	Utilities	Electric	1,606	1,658	1,668	100		
208-0400-6685-02	Utilities	Heat	0	0	0	150		
208-0400-6685-03	Utilities	Water and Sewer	153	140	264	300		
208-0400-6720-01	Fire/Liability Insurance	Liability Ins Interdept Charges	400	2,500	2,300	2,000		
208-0400-6910-00	Tax Foreclosures	General	8,984	13,159	11,000	30,000		
208-0400-7400-00	Office Supplies and Expenses	General	1,125	2,620	1,500	1,500		
208-0400-7410-00	Postage	General	583	542	300	300		
208-0400-7420-01	Duplicating Services	Photos, Photostats, Copying	29	17	50	50		
208-0400-7550-00	Travel	General	253	670	500	1,000		
208-0400-7560-00	Conventions, Schools, Seminars	General	1,223	896	1,500	1,500		
208-0400-7580-00	Dues and Memberships	General	1,532	1,760	1,800	1,000		
208-0400-7800-00	Legal Publication and Printing	General	831	2,140	1,000	500		
208-0400-7900-00	Miscellaneous	General	10,168	22,723	25,000	25,000		
208-0400-7900-01	Miscellaneous	Assessments	29,550	32,125	34,000	34,000		
<b>Total Materials and Services</b>			<b>314,424</b>	<b>299,188</b>	<b>342,456</b>	<b>417,500</b>	<b>0</b>	<b>0</b>
208-0400-8000-00	Land	General	0	0	3,000,000	2,000,000		
208-0400-8100-00	Buildings and Improvements	General	126,993	0	0	0		
208-0400-8100-99	Buildings and Improvements	Noninventory	0	2,006	0	0		
208-0400-8200-99	Furniture and Equipment	Noninventory	0	1,701	0	0		
208-0400-8300-00	Vehicles and Heavy Equipment	General	5,269	0	0	0		
<b>Total Capital Outlay</b>			<b>132,262</b>	<b>3,707</b>	<b>3,000,000</b>	<b>2,000,000</b>	<b>0</b>	<b>0</b>

Douglas County, Oregon  
 County Forest Management Fund

Fund Detail

			Actual	Actual	Revised	Proposed	Approved	Adopted
			FY 15-16	FY 16-17	Budget	FY 18-19	FY 18-19	FY 18-19
208-9490-9490-00	Operating Contingency	General	0	0	10,000	10,000		
208-9500-9500-01	Transfers Out	General Fund	31,000	40,000	55,000	46,000		
208-9500-9500-51	Transfers Out	Salmon Harbor	0	0	0	1,000,000		
208-9880-9880-51	Interfund Loan Made	Salmon Harbor	2,361,529	2,361,529	2,361,529	0		
<b>Total Other Requirements</b>			<b>2,392,529</b>	<b>2,401,529</b>	<b>2,426,529</b>	<b>1,056,000</b>	<b>0</b>	<b>0</b>
<b>Total Expenditures</b>			<b>3,312,344</b>	<b>3,059,567</b>	<b>6,049,644</b>	<b>3,765,259</b>	<b>0</b>	<b>0</b>

Douglas County, Oregon  
County Forest Management Fund

PERSONNEL SERVICES					
	Actual	Actual	Revised	Budget	
	FTE	FTE	FTE	FY 18-19	
	<u>FY 15-16</u>	<u>FY 16-17</u>	<u>FY 17-18</u>	<u>FTE</u>	<u>Amount</u>
Land and Park Director	0.80	0.80			
Forester	2.00	2.00	1.00	1.00	61,755
Real Property Officer	1.00	1.00	1.00	1.00	58,575
Administrative Assistant	0.80	0.80	1.00	1.00	41,498
Total Regular	<u>4.60</u>	<u>4.60</u>	<u>3.00</u>	<u>3.00</u>	<u>161,828</u>
Temporary					7,500
PERS		26.55%, 38.18%			56,960
Social Security		7.65%			12,954
Worker's Compensation		0.75%			1,270
Unemployment		0.50%			847
Medical & Dental Insurance		\$1,400/mo			<u>50,400</u>
Total Personnel Services					<u><u>291,759</u></u>

Douglas County, Oregon  
County Schools Fund (206)  
Summary

	Actual	Actual	Actual	Revised	Proposed	Change	
	FY 14-15	FY 15-16	FY 16-17	Budget FY 17-18	FY 18-19	Amount	%
<b><u>RESOURCES</u></b>							
<b>Beginning Fund Balance</b>	25,516	13,300	42,104				
Revenues:							
Intergovernmental Revenues - Timber Receipts	213,835		256,424	205,000		(205,000)	
Safety Net Forest Receipts	1,623,081	1,728,225			1,559,723	1,559,723	
Sale of State Forest Products	75,688	142,263	99,036	200,000	200,000		
Electric Co-op Tax	108,685	111,217	108,737	120,000	120,000		
Interest	898	2,487	2,490	1,000	1,000		
Other Revenues	666	816	397	1,000	1,000		
<b>Total Revenue</b>	<b>2,022,853</b>	<b>1,985,008</b>	<b>467,084</b>	<b>527,000</b>	<b>1,881,723</b>	<b>1,354,723</b>	<b>257%</b>
<b>Total Resources</b>	<b>2,048,369</b>	<b>1,998,308</b>	<b>509,188</b>	<b>527,000</b>	<b>1,881,723</b>		
<b><u>REQUIREMENTS</u></b>							
Materials and Services							
Intergovernmental Assistance: Pass Thru	2,035,069	1,956,204	428,656	527,000	1,881,723	1,354,723	
<b>Total Expenditures</b>	<b>2,035,069</b>	<b>1,956,204</b>	<b>428,656</b>	<b>527,000</b>	<b>1,881,723</b>	<b>1,354,723</b>	<b>257%</b>
<b>Ending Fund Balance</b>	<b>13,300</b>	<b>42,104</b>	<b>80,532</b>				
<b>Total Requirements</b>	<b>2,048,369</b>	<b>1,998,308</b>	<b>509,188</b>	<b>527,000</b>	<b>1,881,723</b>		
<b>Change in Fund Balance</b>	<b>(12,216)</b>	<b>28,804</b>	<b>38,428</b>				

Douglas County, Oregon  
County Schools Fund

Fund Detail

			Actual	Actual	Revised	Proposed	Approved	Adopted
			FY 15-16	FY 16-17	Budget	FY 18-19	FY 18-19	FY 18-19
					FY 17-18			
206-0000-3110-01	Fed-Forest Receipts	SRS 2008	1,728,225	0	0	1,559,723		
206-0000-3110-30	Fed-Forest Receipts	Timber Receipts	0	256,424	205,000	0		
206-0000-3450-04	Shared Revenues	Sale of State Forest Prod	142,263	99,036	200,000	200,000		
206-0000-3450-07	Shared Revenues	Electric Co-op Tax	111,217	108,737	120,000	120,000		
206-0000-3800-01	Interest	General Investments	2,487	2,490	1,000	1,000		
206-0000-3879-00	Miscellaneous	General	816	397	1,000	1,000		
<b>Total Revenue</b>			<b>1,985,008</b>	<b>467,084</b>	<b>527,000</b>	<b>1,881,723</b>	<b>0</b>	<b>0</b>
206-5590-5550-03	County School Assistance	Pass Thru	1,956,204	428,656	527,000	1,881,723		
<b>Total Materials and Services</b>			<b>1,956,204</b>	<b>428,656</b>	<b>527,000</b>	<b>1,881,723</b>	<b>0</b>	<b>0</b>
<b>Total Expenditures</b>			<b>1,956,204</b>	<b>428,656</b>	<b>527,000</b>	<b>1,881,723</b>	<b>0</b>	<b>0</b>

	Actual FY 14-15	Actual FY 15-16	Actual FY 16-17	Revised Budget FY 17-18	Proposed FY 18-19	Change	
						Amount	%
<b><u>RESOURCES</u></b>							
<b>Beginning Fund Balance</b>	24,729	19,830	24,685				
Revenues:							
Fees, Licenses and Other	86,368	78,020	87,404	86,000	86,000		
Transfers In: General Fund	310,000	256,149	250,724	177,794	179,010	1,216	
Total	396,368	334,169	338,128	263,794	265,010	1,216	
<b>Total Resources</b>	421,097	353,999	362,813	263,794	265,010		
<b><u>REQUIREMENTS</u></b>							
Personnel Services	91,347	96,097	98,487	110,229	111,285	1,056	
Materials and Services	309,920	233,217	240,304	153,565	153,725	160	
Total Expenditures	401,267	329,314	338,791	263,794	265,010	1,216	
<b>Ending Fund Balance</b>	19,830	24,685	24,022				
<b>Total Requirements</b>	421,097	353,999	362,813	263,794	265,010		
<b>Change in Fund Balance</b>	(4,899)	4,855	(663)				
<b><u>Departmental Detail</u></b>							
<b><u>DOG CONTROL OPERATIONS (0850)</u></b>							
Personnel Services	91,347	96,097	98,487	110,229	111,285		
Materials and Services	24,276	22,667	26,138	38,770	38,930		
Shelter Operations	150,660	112,995	112,995	112,995	112,995		
	266,283	231,759	237,620	261,994	263,210		
<b><u>PREDATORY ANIMAL CONTROL (0860)</u></b>							
Materials and Services	134,984	97,555	101,171	1,800	1,800		
<b>Total Departmental Expenditures</b>	401,267	329,314	338,791	263,794	265,010		
<b>Total Fund Staffing FTE</b>	1.00	1.00	1.00	1.00	1.00		

Douglas County, Oregon  
Dog Control Fund

Fund Detail

			Actual	Actual	Revised	Proposed	Approved	Adopted
			FY 15-16	FY 16-17	Budget	FY 18-19	FY 18-19	FY 18-19
202-0870-2170-20	Animal Control & Shelter Fees	Spay and Neuter Clinic	400	150	0	0		
202-0850-2970-00	Animal Licenses	General	76,754	86,364	85,000	85,000		
202-0850-3050-00	Animal Control Fines	General	846	641	1,000	1,000		
202-0000-3800-01	Interest	General Investments	20	255	0	0		
202-0000-3879-95	Miscellaneous	NSF Checks	(18)	(6)	0	0		
202-0850-3879-95	Miscellaneous	NSF Checks	18	0	0	0		
202-0000-3900-01	Transfers In	General Fund	256,149	250,724	177,794	179,010		
<b>Total Revenue</b>			<b>334,169</b>	<b>338,128</b>	<b>263,794</b>	<b>265,010</b>	<b>0</b>	<b>0</b>
202-0850-4000-00	Regular Employees	General	51,634	52,047	53,165	53,414		
202-0850-4050-00	Overtime	General	3,251	3,911	7,000	7,000		
202-0850-4500-00	PERS	General	17,827	18,301	22,971	23,066		
202-0850-4510-00	Social Security	General	3,979	4,121	4,603	4,622		
202-0850-4520-00	Workers' Compensation	General	192	419	451	453		
202-0850-4520-01	Workers' Compensation	Workers Comp Claims	0	219	0	0		
202-0850-4530-00	Medical and Dental Insurance	General	19,050	19,302	21,738	22,428		
202-0850-4540-00	Unemployment	General	164	167	301	302		
<b>Total Personnel Services</b>			<b>96,097</b>	<b>98,487</b>	<b>110,229</b>	<b>111,285</b>	<b>0</b>	<b>0</b>
202-0850-5099-00	Other Professional Services	General	112,995	112,995	112,995	112,995		
202-0850-5099-40	Other Professional Services	Animal Care	846	0	11,161	11,161		
202-0860-5099-00	Other Professional Services	General	97,051	100,991	0	0		
202-0850-6290-00	Software Purchases	General	0	19	200	200		
202-0850-6290-10	Software Purchases	Software Updates/Maintenance	0	0	20	20		
202-0850-6295-00	Equipment-Noninventory	General	595	0	600	600		
202-0850-6295-02	Equipment-Noninventory	Computer Replacement	0	0	1,449	1,449		
202-0850-6299-00	Other Materials and Supplies	General	618	554	700	700		
202-0850-6500-00	Interdept Vehicle Expense	General	13,626	19,459	15,000	15,000		
202-0850-6680-01	Communication	Telephone	0	0	200	200		
202-0850-6720-01	Fire/Liability Insurance	Liability Ins Interdept Charges	100	500	440	600		
202-0850-6800-00	Laundry and Dry Cleaning	General	1,023	917	500	500		

Douglas County, Oregon  
Dog Control Fund

Fund Detail

			Actual	Actual	Revised	Proposed	Approved	Adopted
			FY 15-16	FY 16-17	Budget	FY 18-19	FY 18-19	FY 18-19
202-0850-7400-00	Office Supplies and Expenses	General	447	229	500	500		
202-0850-7410-00	Postage	General	2,629	3,034	3,000	3,000		
202-0850-7550-00	Travel	General	50	50	100	100		
202-0850-7560-00	Conventions, Schools, Seminars	General	339	585	1,500	1,500		
202-0850-7580-00	Dues and Memberships	General	50	25	100	100		
202-0850-7820-00	Advisory Committee Expense	General	195	266	300	300		
202-0850-7900-30	Miscellaneous	Indemnities	2,150	500	1,000	1,000		
202-0850-7900-35	Miscellaneous	License Sale Expense	0	0	2,000	2,000		
202-0860-7900-31	Miscellaneous	Bounties	503	180	1,800	1,800		
<b>Total Materials and Services</b>			<b>233,217</b>	<b>240,304</b>	<b>153,565</b>	<b>153,725</b>	<b>0</b>	<b>0</b>
<b>Total Expenditures</b>			<b>329,314</b>	<b>338,791</b>	<b>263,794</b>	<b>265,010</b>	<b>0</b>	<b>0</b>

Douglas County, Oregon  
Dog Control Fund

PERSONNEL SERVICES						
		Actual FTE FY 15-16	Actual FTE FY 16-17	Revised Budget FTE FY 17-18	Budget FY 18-19	
					FTE	Amount
Animal Control Deputy		1.00	1.00	1.00	1.00	53,414
Overtime						7,000
PERS	26.55%, 38.18%					23,066
Social Security	7.65%					4,622
Worker's Compensation	0.75%					453
Unemployment	0.50%					302
Medical & Dental Insurance	Varied					22,428
Total Personnel Services						<u>111,285</u>

Douglas County, Oregon  
 Predator Damage Control District Fund (250)  
 Summary

	Actual	Actual	Actual	Revised	Proposed	Change	
	<u>FY 14-15</u>	<u>FY 15-16</u>	<u>FY 16-17</u>	<u>FY 17-18</u>	<u>FY 18-19</u>	<u>Amount</u>	<u>%</u>
<b><u>RESOURCES</u></b>							
<b>Beginning Fund Balance</b>	_____	_____	_____	_____	_____	_____	_____
Revenues:							
Special Assessments				28,000	28,000		
Transfers In - General Fund				72,991	72,991		
Total Revenues	_____	_____	_____	100,991	100,991	_____	_____
<b>TOTAL RESOURCES</b>				100,991	100,991		
<b><u>REQUIREMENTS</u></b>							
Materials and Services	_____	_____	_____	100,991	100,991	_____	_____
<b>Ending Fund Balance</b>	_____	_____	_____	_____	_____	_____	_____
<b>TOTAL REQUIREMENTS</b>				100,991	100,991		

**Additional Information**

This fund was created fiscal year 2017-18 after House Bill 3188 was passed through the Oregon Legislative Assembly in the 2015 Regular Session. HB3188 was passed allowing formation of a predator damage control district. Landowners can opt into the district and pay a fee for service, for the purpose of funding county services to prevent, reduce and mitigate damage to property from predatory animals.

Douglas County, Oregon  
 Predator Damage Control District

Fund Detail

			Actual	Actual	Revised	Proposed	Approved	Adopted
			FY 15-16	FY 16-17	Budget	FY 18-19	FY 18-19	FY 18-19
250-0000-3780-50	Special Assessments	Predator Damage Control			28,000	28,000		
250-0000-3900-01	Transfers In	General Fund			72,991	72,991		
<b>Total Revenue</b>			<b>0</b>	<b>0</b>	<b>100,991</b>	<b>100,991</b>	<b>0</b>	<b>0</b>
250-0990-5099-00	Other Professional Services	General			100,991	100,991		
<b>Total Materials and Services</b>			<b>0</b>	<b>0</b>	<b>100,991</b>	<b>100,991</b>	<b>0</b>	<b>0</b>
<b>Total Expenditures</b>			<b>0</b>	<b>0</b>	<b>100,991</b>	<b>100,991</b>	<b>0</b>	<b>0</b>

Douglas County, Oregon  
Drug Abuse Prevention Fund (214)  
Summary

Summary

	Actual	Actual	Actual	Revised	Proposed	Change	
	FY 14-15	FY 15-16	FY 16-17	Budget FY 17-18	FY 18-19	Amount	%
<b><u>RESOURCES</u></b>							
<b>Beginning Fund Balance</b>		3					
Revenues:							
Intergovernmental Revenues	96,582	98,890	100,829	100,000	300,000	200,000	
Interest	56	70	89				
Total Revenues	96,638	98,960	100,918	100,000	300,000	200,000	200%
<b>TOTAL RESOURCES</b>	96,638	98,963	100,918	100,000	300,000		
<b><u>REQUIREMENTS</u></b>							
Materials and Services:							
Drug Abuse Contracts	96,635	98,963	99,961	100,000	300,000	200,000	
Transfers Out: General Fund							
Total Expenditures	96,635	98,963	99,961	100,000	300,000	200,000	200%
<b>Ending Fund Balance</b>	3		957				
<b>TOTAL REQUIREMENTS</b>	96,638	98,963	100,918	100,000	300,000		
<b>Change in Fund Balance</b>	3	(3)	957				

Douglas County, Oregon  
Drug Abuse Prevention Fund

Fund Detail

			Actual	Actual	Actual	Revised	Proposed	Approved	Adopted
			FY 14-15	FY 15-16	FY 16-17	Budget	FY 18-19	FY 18-19	FY 18-19
						FY 17-18			
214-4800-3450-50	Shared Revenues	Mental Health & Alcohol	96,582	98,890	100,829	100,000	300,000		
214-4800-3800-01	Interest	General Investments	56	70	89	0	0		
<b>Total Revenue</b>			<b>96,638</b>	<b>98,960</b>	<b>100,918</b>	<b>100,000</b>	<b>300,000</b>	<b>0</b>	<b>0</b>
214-4800-5200-02	Drug Abuse Contracts	ADAPT-MH & Alcohol 2145	96,635	98,963	99,961	100,000	300,000		
<b>Total Materials and Services</b>			<b>96,635</b>	<b>98,963</b>	<b>99,961</b>	<b>100,000</b>	<b>300,000</b>	<b>0</b>	<b>0</b>
<b>Total Expenditures</b>			<b>96,635</b>	<b>98,963</b>	<b>99,961</b>	<b>100,000</b>	<b>300,000</b>	<b>0</b>	<b>0</b>

Douglas County, Oregon  
Industrial Development Fund (212)  
Summary

	Actual	Actual	Actual	Revised	Proposed	Change	
	FY 14-15	FY 15-16	FY 16-17	Budget FY 17-18	FY 18-19	Amount	%
<b><u>RESOURCES</u></b>							
<b>Beginning Fund Balance</b>	<u>3,532,658</u>	<u>3,419,302</u>	<u>2,982,237</u>	<u>2,500,000</u>	<u>1,500,000</u>	<u>(1,000,000)</u>	<u>-40%</u>
Revenues:							
Intergovernmental Revenues	347,699	392,094	399,847	340,000	340,000		
Interest	50,023	53,355	56,855	20,000	15,000	(5,000)	
Land Sales, Other Revenues	10,000	90,204	36,727				
Notes/Contract Collections	<u>25,825</u>	<u>25,825</u>	<u>25,825</u>	<u>25,825</u>	<u>25,825</u>		
Total Revenues	<u>433,547</u>	<u>561,478</u>	<u>519,254</u>	<u>385,825</u>	<u>380,825</u>	<u>(5,000)</u>	<u>-1%</u>
<b>TOTAL RESOURCES</b>	<b>3,966,205</b>	<b>3,980,780</b>	<b>3,501,491</b>	<b>2,885,825</b>	<b>1,880,825</b>		
<b><u>REQUIREMENTS</u></b>							
Materials and Services	408,592	208,100	396,596	1,585,500	632,000	(953,500)	
Debt Service	133,311	720,120	129,269	47,116	49,104	1,988	
Capital Outlay		6,203		571,500	200,000	(371,500)	
Transfers Out - County Fair Board		64,120	109,120	100,000	10,000	(90,000)	
Additions to Notes Receivable	<u>5,000</u>			<u>100,000</u>	<u>100,000</u>		
Total Expenditures	<u>546,903</u>	<u>998,543</u>	<u>634,985</u>	<u>2,404,116</u>	<u>991,104</u>	<u>(1,413,012)</u>	<u>-59%</u>
<b>Ending Fund Balance</b>	<u>3,419,302</u>	<u>2,982,237</u>	<u>2,866,506</u>	<u>481,709</u>	<u>889,721</u>	<u>408,012</u>	<u>85%</u>
<b>TOTAL REQUIREMENTS</b>	<b>3,966,205</b>	<b>3,980,780</b>	<b>3,501,491</b>	<b>2,885,825</b>	<b>1,880,825</b>		
<b>Change in Fund Balance</b>	<b>(113,356)</b>	<b>(437,065)</b>	<b>(115,731)</b>	<b>(2,018,291)</b>	<b>(610,279)</b>		
Capital Outlay - Industrial Park Projects					<u>200,000</u>		

Douglas County, Oregon  
Industrial Development Fund

Fund Detail

			Actual	Actual	Revised	Proposed	Approved	Adopted
			FY 15-16	FY 16-17	Budget	FY 18-19	FY 18-19	FY 18-19
					FY 17-18			
212-0000-3450-11	Shared Revenues	Video Poker Revenue	392,094	399,847	340,000	340,000		
212-0000-3800-01	Interest	General Investments	25,333	29,405	20,000	15,000		
212-0000-3800-04	Interest	Notes/Contracts	28,022	27,450	0	0		
212-0000-3870-92	Other Sales	Land Sales	90,204	36,727	0	0		
212-0000-3960-00	Notes/Contract Collections	General	25,825	25,825	25,825	25,825		
<b>Total Revenue</b>			<b>561,478</b>	<b>519,254</b>	<b>385,825</b>	<b>380,825</b>	<b>0</b>	<b>0</b>
212-0990-5099-00	Other Professional Services	General	2,100	85	65,000	65,000		
212-0990-5099-80	Other Professional Services	UEDP Job Dev	95,000	95,000	105,000	105,000		
212-0990-5099-85	Other Professional Services	CCD	36,000	36,000	36,000	36,000		
212-0990-5500-20	Intergov't Assistance	Contributions to Other Agencies	70,000	225,088	1,358,500	405,000		
212-0990-6550-00	Building and Grounds Main	General	5,000	2,306	10,000	10,000		
212-0990-7350-00	Printing	General	0	0	5,000	5,000		
212-0990-7550-00	Travel	General	0	0	1,000	1,000		
212-0990-7900-00	Miscellaneous	General	0	38,117	5,000	5,000		
<b>Total Materials and Services</b>			<b>208,100</b>	<b>396,596</b>	<b>1,585,500</b>	<b>632,000</b>	<b>0</b>	<b>0</b>
212-8000-8100-99	Buildings and Improvements	Noninventory	0	0	571,500	200,000		
212-8000-8800-00	Work in Progress	Miscellaneous	6,203	0	0	0		
<b>Total Capital Outlay</b>			<b>6,203</b>	<b>0</b>	<b>571,500</b>	<b>200,000</b>	<b>0</b>	<b>0</b>
212-9000-9100-00	Principal-Notes and Contracts	General	673,934	117,936	39,000	42,000		
212-9000-9400-00	Interest-Notes and Contracts	General	46,186	11,333	8,116	7,104		
212-9500-9500-15	Transfers Out	County Fair Board	64,120	109,120	100,000	10,000		
212-9700-9700-00	Additions to Notes Receivable	General	0	0	100,000	100,000		
<b>Total Other Requirements</b>			<b>784,240</b>	<b>238,389</b>	<b>247,116</b>	<b>159,104</b>	<b>0</b>	<b>0</b>
<b>Total Expenditures</b>			<b>998,543</b>	<b>634,985</b>	<b>2,404,116</b>	<b>991,104</b>	<b>0</b>	<b>0</b>

Douglas County, Oregon  
 Law Library Fund (203)  
 Summary

	Actual	Actual	Actual	Revised Budget	Proposed	Change	
	FY 14-15	FY 15-16	FY 16-17	FY 17-18	FY 18-19	Amount	%
<b><u>RESOURCES</u></b>							
<b>Beginning Fund Balance</b>	10,302	31,146	66,661	85,000	140,000	55,000	65%
Revenues:							
Charges and Fees	357	342	291	250	250		
District Court Fines	89,529	101,671	101,671	101,671	104,238	2,567	
Interest	176	822	1,629	400	400		
Total Revenues	90,062	102,835	103,591	102,321	104,888	2,567	3%
<b>TOTAL RESOURCES</b>	100,364	133,981	170,252	187,321	244,888		
<b><u>REQUIREMENTS</u></b>							
Personnel Services	21,711	23,294	21,670	27,130	27,259	129	
Materials and Services	47,507	44,026	38,103	52,600	55,100	2,500	
Total Expenditures	69,218	67,320	59,773	79,730	82,359	2,629	3%
<b>Ending Fund Balance</b>	31,146	66,661	110,479	107,591	162,529	54,938	51%
<b>TOTAL REQUIREMENTS</b>	100,364	133,981	170,252	187,321	244,888		
<b>Change in Fund Balance</b>	20,844	35,515	43,818	22,591	22,529		
<b>Staffing FTE</b>	<b>0.60</b>	<b>0.50</b>	<b>0.50</b>	<b>0.38</b>	<b>0.50</b>	<b>0.12</b>	

**Additional Information**

In prior years, the Law Library was funded primarily from 33% of the uniform filing fee for civil cases filed with the Circuit Court in Douglas County. Beginning in FY 11-12 the funding is through the Oregon Judicial Department at a monthly rate based on the 2009-2011 biennium revenues. Senate Bill 5701 reduced funding by 3.5% starting April 2012. The operating transfer out of the General Fund Library Department was to cover personnel costs for the Law Library. Beginning in FY12-13 personnel services have been moved into the Law Library Fund.

Douglas County, Oregon  
Law Library Fund

Fund Detail

			Actual	Actual	Revised	Proposed	Approved	Adopted
			FY 15-16	FY 16-17	Budget	FY 18-19	FY 18-19	FY 18-19
					FY 17-18			
203-0000-2280-02	Duplicating Services	Photocopies	292	291	225	225		
203-0000-3000-01	Court Fines	District Court	101,671	101,671	101,671	104,238		
203-0000-3800-01	Interest	General Investments	822	1,629	400	400		
203-0000-3879-00	Miscellaneous	General	50	0	25	25		
<b>Total Revenue</b>			<b>102,835</b>	<b>103,591</b>	<b>102,321</b>	<b>104,888</b>	<b>0</b>	<b>0</b>
203-0980-4000-00	Regular Employees	General	16,562	12,585	14,105	18,533		
203-0980-4500-00	PERS	General	5,379	4,114	5,385	7,076		
203-0980-4510-00	Social Security	General	1,246	959	1,079	1,418		
203-0980-4520-00	Workers' Compensation	General	58	94	106	139		
203-0980-4530-00	Medical and Dental Insurance	General	0	3,881	6,384	0		
203-0980-4540-00	Unemployment	General	49	37	71	93		
<b>Total Personnel Services</b>			<b>23,294</b>	<b>21,670</b>	<b>27,130</b>	<b>27,259</b>	<b>0</b>	<b>0</b>
203-0990-5099-00	Other Professional Services	General	0	0	0	2,500		
203-0990-6290-00	Software Purchases	General	19	19	10	1,000		
203-0990-6295-00	Equipment-Noninventory	General	134	96	1,500	3,000		
203-0990-6510-02	Equip/Vehicle Main & Repair	Equip Service Contracts	30	77	200	200		
203-0990-6680-01	Communication	Telephone	0	0	30	100		
203-0990-6720-01	Fire/Liability Insurance	Liability Ins Interdept	50	150	150	150		
203-0990-7400-00	Office Supplies and Expenses	General	293	345	400	500		
203-0990-7410-00	Postage	General	1	1	10	50		
203-0990-7500-00	Periodicals and Books	General	43,209	37,332	50,000	47,100		
203-0990-7560-00	Conventions, Schools, Seminars	General	290	83	300	500		
<b>Total Materials and Services</b>			<b>44,026</b>	<b>38,103</b>	<b>52,600</b>	<b>55,100</b>	<b>0</b>	<b>0</b>
<b>Total Expenditures</b>			<b>67,320</b>	<b>59,773</b>	<b>79,730</b>	<b>82,359</b>	<b>0</b>	<b>0</b>

Douglas County, Oregon  
Law Library Fund

PERSONNEL SERVICES						
		Actual	Actual	Revised	Budget	
		FTE	FTE	Budget	FY 18-19	
		<u>FY 15-16</u>	<u>FY 16-17</u>	<u>FY 17-18</u>	<u>FTE</u>	<u>Amount</u>
Branch Librarian		0.50				
Law Librarian			0.50	0.38	0.50	18,533
Total Regular		<u>0.50</u>	<u>0.50</u>	<u>0.38</u>	<u>0.50</u>	<u>18,533</u>
PERS	26.55%, 38.18%					7,076
Social Security	7.65%					1,418
Worker's Compensation	0.75%					139
Unemployment	0.50%					<u>93</u>
Total Personnel Services						<u><u>27,259</u></u>

Douglas County, Oregon  
 Salmon Habitat Improvement Fund (213)  
 Summary

	Actual	Actual	Actual	Revised	Proposed	Change	
	FY 14-15	FY 15-16	FY 16-17	Budget FY 17-18	FY 18-19	Amount	%
<b><u>RESOURCES</u></b>							
<b>Beginning Fund Balance</b>	10,386	10,449	10,545				
Revenues:							
Intergovernmental Revenue-Local Assist	18,994			150,000	150,000		
Interest	63	96	125	50	125	75	
Total Revenues	19,057	96	125	150,050	150,125	75	
<b>TOTAL RESOURCES</b>	29,443	10,545	10,670	150,050	150,125		
<b><u>REQUIREMENTS</u></b>							
Materials and Services	18,994			150,050	150,125	75	
<b>Ending Fund Balance</b>	10,449	10,545	10,670				
<b>TOTAL REQUIREMENTS</b>	29,443	10,545	10,670	150,050	150,125		
<b>Change in Fund Balance</b>	63	96	125				

Douglas County, Oregon  
 Salmon Habitat Improvement Fund

Fund Detail

			Actual	Actual	Revised	Proposed	Approved	Adopted
			FY 15-16	FY 16-17	Budget	FY 18-19	FY 18-19	FY 18-19
213-0000-3290-00	State/Fed-Other Assistance	General	0	0	150,000	150,000		
213-0000-3800-01	Interest	General Investments	96	125	50	125		
<b>Total Revenue</b>			<b>96</b>	<b>125</b>	<b>150,050</b>	<b>150,125</b>	<b>0</b>	<b>0</b>
213-0990-6299-00	Materials and Supplies	General	0	0	150,050	150,125		
<b>Total Expenditures</b>			<b>0</b>	<b>0</b>	<b>150,050</b>	<b>150,125</b>	<b>0</b>	<b>0</b>

Douglas County, Oregon  
Title III Fund (216)  
Summary

Summary

	Actual	Actual	Actual	Revised	Proposed	Change	
	FY 14-15	FY 15-16	FY 16-17	Budget FY 17-18	FY 18-19	Amount	%
<b><u>RESOURCES</u></b>							
<b>Beginning Fund Balance</b>	<u>2,942,988</u>	<u>3,234,553</u>	<u>2,667,118</u>	<u>2,610,000</u>	<u>2,387,500</u>	<u>(222,500)</u>	<u>-9%</u>
Revenues:							
Intergovernmental Revenues:							
Safety Net Title III - O&C/Federal Forest	1,350,816	330,078	1,409,729		1,134,540	1,134,540	
Safety Net Title III - Coos Bay Wagon Road	2,802	2,636					
*   Safety Net Title II (Pass thru)	1,530,289	1,439,708			1,296,617	1,296,617	
Title III - Rollover funds				6,153,407	6,547,688	394,281	
Interest	<u>65,537</u>	<u>92,466</u>	<u>113,515</u>	<u>75,000</u>	<u>75,000</u>		
Total Revenue	<u>2,949,444</u>	<u>1,864,888</u>	<u>1,523,244</u>	<u>6,228,407</u>	<u>9,053,845</u>	<u>2,825,438</u>	<u>45%</u>
<b>TOTAL RESOURCES</b>	<b>5,892,432</b>	<b>5,099,441</b>	<b>4,190,362</b>	<b>8,838,407</b>	<b>11,441,345</b>		
<b><u>REQUIREMENTS</u></b>							
Materials and Services:							
Safety Net Title III County Expenditures	296,759	233,146	479,514	7,623,407	9,127,228	1,503,821	
*   Safety Net Title II (Pass thru)	1,530,289	1,439,708			1,296,617	1,296,617	
Transfers Out - General Fund	87,271	99,480	100,763	115,000	117,500	2,500	
Public Works Fund	532,899	561,623	657,776	1,000,000	800,000	(200,000)	
Public Safety Fund	<u>210,661</u>	<u>98,366</u>	<u>66,888</u>	<u>100,000</u>	<u>100,000</u>		
Total Expenditures	<u>2,657,879</u>	<u>2,432,323</u>	<u>1,304,941</u>	<u>8,838,407</u>	<u>11,441,345</u>	<u>2,602,938</u>	<u>29%</u>
<b>Ending Fund Balance</b>	<u>3,234,553</u>	<u>2,667,118</u>	<u>2,885,421</u>				
<b>TOTAL REQUIREMENTS</b>	<b>5,892,432</b>	<b>5,099,441</b>	<b>4,190,362</b>	<b>8,838,407</b>	<b>11,441,345</b>		
<b>Change in Fund Balance</b>	291,565	(567,435)	218,303	(2,610,000)	(2,387,500)		

Note: Title III funds are received under safety net legislation and are limited to specific uses as provided in the legislation.

\* Title II funds of the safety net legislation remain at the federal level for expenditure. Oregon budget law requires these be shown in the County budget.

Douglas County, Oregon  
Title III Fund

Fund Detail

			Actual	Actual	Revised	Proposed	Approved	Adopted
			FY 15-16	FY 16-17	Budget	FY 18-19	FY 18-19	FY 18-19
					FY 17-18			
216-0000-3100-01	Fed-O & C Receipts	SRS 2008	177,944	775,351	0	620,749		
216-0000-3105-01	Fed-Coos Bay Wagon Rd	SRS 2008	2,636	0	0	0		
216-0000-3110-01	Fed-Forest Receipts	SRS 2008	152,134	634,378	0	513,791		
216-0000-3130-01	Fed-Title II O & C Receipts	SRS 2008	786,069	0	0	709,427		
216-0000-3135-00	Fed-Title II CBWR-SRS2008	General	3,013	0	0	0		
216-0000-3140-01	Fed-Title II Forest Receipts	SRS 2008	650,626	0	0	587,190		
216-0000-3190-99	Fed-Other Assistance	Rollover-Title III	0	0	6,153,407	6,547,688		
216-0000-3800-01	Interest	General Investments	92,466	113,515	75,000	75,000		
<b>Total Revenue</b>			<b>1,864,888</b>	<b>1,523,244</b>	<b>6,228,407</b>	<b>9,053,845</b>	<b>0</b>	<b>0</b>
216-0990-5500-00	Intergov't Assistance	General	0	0	7,323,407	8,827,228		
216-0990-5500-20	Intergov't Assistance	Contributions to Other Agencies	116,663	371,663	0	0		
216-0990-5500-60	Intergov't Assistance	DFPA-Rural Fire	116,483	107,851	300,000	300,000		
216-0990-5500-70	Intergov't Assistance	Title II O & C Receipts	786,069	0	0	709,427		
216-0990-5500-72	Intergov't Assistance	Title II - CBWR	3,013	0	0	0		
216-0990-5500-74	Intergov't Assistance	Title II Forest Receipts	650,626	0	0	587,190		
<b>Total Materials and Services</b>			<b>1,672,854</b>	<b>479,514</b>	<b>7,623,407</b>	<b>10,423,845</b>	<b>0</b>	<b>0</b>
216-9500-9500-01	Transfers Out	General Fund	99,480	100,763	115,000	117,500		
216-9500-9500-11	Transfers Out	Public Works	561,623	657,776	1,000,000	800,000		
216-9500-9500-20	Transfers Out	Public Safety Fund	98,366	66,888	100,000	100,000		
<b>Total Other Requirements</b>			<b>759,469</b>	<b>825,427</b>	<b>1,215,000</b>	<b>1,017,500</b>	<b>0</b>	<b>0</b>
<b>Total Expenditures</b>			<b>2,432,323</b>	<b>1,304,941</b>	<b>8,838,407</b>	<b>11,441,345</b>	<b>0</b>	<b>0</b>

Douglas County, Oregon  
 Water Resource Development Fund (215)  
 Summary

	Actual	Actual	Actual	Revised	Proposed	Change	
	FY 14-15	FY 15-16	FY 16-17	Budget FY 17-18	FY 18-19	Amount	%
<b><u>RESOURCES</u></b>							
<b>Beginning Fund Balance</b>	<u>1,948,637</u>	<u>2,020,237</u>	<u>2,227,771</u>	<u>2,300,000</u>	<u>2,600,000</u>	<u>300,000</u>	<u>13%</u>
Revenues:							
Charges and Other Revenues	802,959	1,044,652	1,460,212	800,000	800,000		
Intergovernmental Revenue	181,695	129,957	108,577	120,000	88,726	(31,274)	
Interest	<u>13,208</u>	<u>17,335</u>	<u>25,861</u>	<u>13,000</u>	<u>30,000</u>	<u>17,000</u>	
Total Revenues	<u>997,862</u>	<u>1,191,944</u>	<u>1,594,650</u>	<u>933,000</u>	<u>918,726</u>	<u>(14,274)</u>	<u>-2%</u>
<b>TOTAL RESOURCES</b>	<b>2,946,499</b>	<b>3,212,181</b>	<b>3,822,421</b>	<b>3,233,000</b>	<b>3,518,726</b>		
<b><u>REQUIREMENTS</u></b>							
Personnel Services	483,214	495,504	511,352	550,050	583,200	33,150	
Materials and Services	393,048	442,906	415,860	449,930	454,856	4,926	
Capital Outlay			41,617	33,500	54,500	21,000	
Operating Contingency				100,000	100,000		
Transfer Out to General Fund	<u>50,000</u>	<u>46,000</u>	<u>55,000</u>	<u>66,000</u>	<u>66,000</u>		
Total Expenditures	<u>926,262</u>	<u>984,410</u>	<u>1,023,829</u>	<u>1,199,480</u>	<u>1,258,556</u>	<u>59,076</u>	<u>5%</u>
<b>Ending Fund Balance</b>	<u>2,020,237</u>	<u>2,227,771</u>	<u>2,798,592</u>	<u>2,033,520</u>	<u>2,260,170</u>	<u>226,650</u>	<u>11%</u>
<b>TOTAL REQUIREMENTS</b>	<b>2,946,499</b>	<b>3,212,181</b>	<b>3,822,421</b>	<b>3,233,000</b>	<b>3,518,726</b>		
<b>Change in Fund Balance</b>	71,600	207,534	570,821	(266,480)	(339,830)		
<b>Staffing FTE</b>	<b>6.00</b>	<b>6.00</b>	<b>6.00</b>	<b>6.00</b>	<b>6.00</b>		

Capital Outlay	
Replace Seismograph at Gailsville	10,000
Replace Copy Machine	8,500
Vehicle Replacement	<u>36,000</u>
	<u>54,500</u>

Douglas County, Oregon  
 Water Resource Development Fund  
 Operations/Galesville (5980/5990)

	Actual	Actual	Actual	Revised Budget	Proposed	Change	
	FY 14-15	FY 15-16	FY 16-17	FY 17-18	FY 18-19	Amount	%
<b><u>RESOURCES</u></b>							
Charges and Other Revenues	802,959	1,044,652	1,460,212	800,000	800,000		
Intergovernmental Revenue	181,695	129,957	108,577	120,000	88,726	(31,274)	
Interest	13,208	17,335	25,861	13,000	30,000	17,000	
Total Resources	997,862	1,191,944	1,594,650	933,000	918,726	(14,274)	-2%
<b><u>REQUIREMENTS</u></b>							
Personnel Services	405,328	414,641	428,562	462,795	489,552	26,757	
Materials and Services	391,979	441,611	415,464	448,550	453,476	4,926	
Capital Outlay			41,617	33,500	54,500	21,000	
Total Requirements	797,307	856,252	885,643	944,845	997,528	52,683	6%
<b>Staffing FTE</b>	<b>5.00</b>	<b>5.00</b>	<b>5.00</b>	<b>5.00</b>	<b>5.00</b>		

Douglas County, Oregon  
Water Resource Development Fund  
Operations/Galesville

Department Detail

			Actual	Actual	Revised	Proposed	Approved	Adopted
			FY 15-16	FY 16-17	Budget	FY 18-19	FY 18-19	FY 18-19
					FY 17-18			
215-0000-2800-00	Electricity Revenues	General	867,913	1,278,886	600,000	600,000		
215-0000-2810-00	Water Revenues	General	174,559	161,452	200,000	200,000		
215-0000-3550-80	Cost Share	BLM Co-op Stream Gaging	129,957	108,577	120,000	88,726		
215-0000-3800-01	Interest	General Investments	17,335	25,861	13,000	30,000		
215-0000-3879-00	Miscellaneous	General	2,180	19,874	0	0		
<b>Total Revenue</b>			<b>1,191,944</b>	<b>1,594,650</b>	<b>933,000</b>	<b>918,726</b>	<b>0</b>	<b>0</b>
215-5980-4000-00	Regular Employees	General	248,927	255,689	267,867	284,320		
215-5980-4030-00	Temporary Employees	General	0	0	5,000	5,000		
215-5980-4500-00	PERS	General	65,723	67,561	81,643	86,866		
215-5980-4510-00	Social Security	General	18,914	19,370	20,874	22,133		
215-5980-4520-00	Workers' Compensation	General	871	1,912	2,047	5,786		
215-5980-4520-01	Workers' Compensation	Workers Comp Claims	0	1,362	0	0		
215-5980-4530-00	Medical and Dental Insurance	General	79,463	81,900	84,000	84,000		
215-5980-4540-00	Unemployment	General	743	768	1,364	1,447		
<b>Total Personnel Services</b>			<b>414,641</b>	<b>428,562</b>	<b>462,795</b>	<b>489,552</b>	<b>0</b>	<b>0</b>
215-5990-5099-00	Other Professional Services	General	27,774	51,164	74,000	113,000		
215-5990-5420-00	Cooperative Contracts	General	186,633	179,232	162,000	156,426		
215-5990-6070-00	Field Supplies	General	544	684	2,000	2,000		
215-5990-6290-00	Software Purchases	General	5,724	1,068	7,000	500		
215-5990-6295-00	Equipment-Noninventory	General	2,426	7,127	11,800	10,000		
215-5990-6299-00	Other Materials and Supplies	General	32,286	31,194	20,500	20,500		
215-5990-6450-00	Equipment/Vehicle Rent	General	0	0	500	500		
215-5990-6500-00	Interdept Vehicle Expense	General	12,982	13,723	10,000	15,000		
215-5990-6510-00	Equip/Vehicle Main & Repair	General	1,248	832	2,000	1,500		
215-5990-6550-00	Building and Grounds Maintenance	General	0	0	10,000	0		
215-5990-6560-00	Dam Maintenance	General	65,634	25,139	30,000	20,000		
215-5990-6560-01	Dam Maintenance	Transmission Lines	68,468	68,827	68,000	68,000		
215-5990-6560-02	Dam Maintenance	Reservoir Main	0	0	5,000	2,000		
215-5990-6560-03	Dam Maintenance	Access Main	0	0	1,000	1,000		

Douglas County, Oregon  
 Water Resource Development Fund  
 Operations/Galesville

Department Detail

			Actual	Actual	Revised	Proposed	Approved	Adopted
			FY 15-16	FY 16-17	Budget	FY 18-19	FY 18-19	FY 18-19
					FY 17-18			
215-5990-6680-01	Communication	Telephone	12,901	12,694	15,000	15,000		
215-5990-6685-01	Utilities	Electric	6,294	5,581	8,000	8,000		
215-5990-6720-01	Fire/Liability Insurance	Liability Ins Interdept Chg	450	2,300	2,500	3,500		
215-5990-6850-00	License and Permit Fees	General	10,077	10,595	10,000	10,000		
215-5990-7400-00	Office Supplies and Expenses	General	3,287	2,805	3,500	3,000		
215-5990-7410-00	Postage	General	412	257	500	500		
215-5990-7550-00	Travel	General	2,104	1,681	3,500	2,500		
215-5990-7560-00	Conventions, Schools, Seminars	General	2,262	396	750	250		
215-5990-7580-00	Dues and Memberships	General	105	165	1,000	300		
<b>Total Materials and Services</b>			<b>441,611</b>	<b>415,464</b>	<b>448,550</b>	<b>453,476</b>	<b>0</b>	<b>0</b>
215-8000-8200-99	Furniture and Equipment	Noninventory	0	13,745	0	18,500	0	0
215-8000-8300-00	Vehicles and Heavy Equipment	General	0	27,872	33,500	36,000		
<b>Total Capital Outlay</b>			<b>0</b>	<b>41,617</b>	<b>33,500</b>	<b>54,500</b>	<b>0</b>	<b>0</b>
<b>Total Expenditures</b>			<b>856,252</b>	<b>885,643</b>	<b>944,845</b>	<b>997,528</b>	<b>0</b>	<b>0</b>

Douglas County, Oregon  
Water Resource Development Fund  
Operations/Galesville

PERSONNEL SERVICES					
	Actual	Actual	Revised	Budget	
	FTE	FTE	Budget	FY 18-19	
	FY 15-16	FY 16-17	FTE	FTE	Amount
Natural Resources Div Manager	1.00	1.00	1.00	1.00	82,597
Natural Resources Technician	1.00	1.00	1.00		
Power Plant Operator/Hydrologist	1.00	1.00	1.00	1.00	69,389
Engineering Technician 2	2.00	2.00	2.00	2.00	97,827
Office Manager 1				1.00	34,507
Total Regular	<u>5.00</u>	<u>5.00</u>	<u>5.00</u>	<u>5.00</u>	<u>284,320</u>
Temporary					5,000
PERS		26.55%,38.18%			86,866
Social Security		7.65%			22,133
Worker's Compensation		2.00%			5,786
Unemployment		0.50%			1,447
Medical & Dental Insurance		\$1,400/mo			<u>84,000</u>
Total Personnel Services					<u><u>489,552</u></u>

Douglas County, Oregon  
 Water Resource Development Fund  
 Watermaster (0440)

	Actual	Actual	Actual	Revised Budget	Proposed	Change	
	FY 14-15	FY 15-16	FY 16-17	FY 17-18	FY 18-19	Amount	%
<b><u>REQUIREMENTS</u></b>							
Personnel Services	77,886	80,863	82,790	87,255	93,648	6,393	
Materials and Services	1,069	1,295	396	1,380	1,380		
Total Requirements	78,955	82,158	83,186	88,635	95,028	6,393	7%
<b>Staffing FTE</b>	<b>1.00</b>	<b>1.00</b>	<b>1.00</b>	<b>1.00</b>	<b>1.00</b>		

Douglas County, Oregon  
 Water Resource Development Fund  
 Watermaster

Department Detail

			Actual	Actual	Revised	Proposed	Approved	Adopted
			FY 15-16	FY 16-17	Budget	FY 18-19	FY 18-19	FY 18-19
					FY 17-18			
215-0440-4000-00	Regular Employees	General	46,294	47,090	47,902	51,809		
215-0440-4500-00	PERS	General	15,036	15,390	18,289	19,781		
215-0440-4510-00	Social Security	General	3,340	3,436	3,665	3,963		
215-0440-4520-00	Workers' Compensation	General	162	352	359	1,036		
215-0440-4530-00	Medical and Dental Insurance	General	15,893	16,380	16,800	16,800		
215-0440-4540-00	Unemployment	General	138	142	240	259		
<b>Total Personnel Services</b>			<b>80,863</b>	<b>82,790</b>	<b>87,255</b>	<b>93,648</b>	<b>0</b>	<b>0</b>
215-0440-6500-00	Interdept Vehicle Expense	General	703	69	800	800		
215-0440-7400-00	Office Supplies and Expenses	General	415	161	140	140		
215-0440-7410-00	Postage	General	177	104	140	140		
215-0440-7560-00	Conventions, Schools, Seminars	General	0	62	300	300		
<b>Total Materials and Services</b>			<b>1,295</b>	<b>396</b>	<b>1,380</b>	<b>1,380</b>	<b>0</b>	<b>0</b>
<b>Total Expenditures</b>			<b>82,158</b>	<b>83,186</b>	<b>88,635</b>	<b>95,028</b>	<b>0</b>	<b>0</b>

Douglas County, Oregon  
 Water Resource Development Fund  
 Watermaster

PERSONNEL SERVICES						
		Actual FTE FY 15-16	Actual FTE FY 16-17	Revised Budget FTE FY 17-18	Budget FY 18-19	
					FTE	Amount
Engineering Technician 2		1.00	1.00	1.00	1.00	51,809
PERS	26.55%,38.18%					19,781
Social Security	7.65%					3,963
Worker's Compensation	2.00%					1,036
Unemployment	0.50%					259
Medical & Dental Insurance	\$1,400/mo					16,800
Total Personnel Services						93,648

Douglas County, Oregon  
 Capital Projects Fund (302)  
 Summary

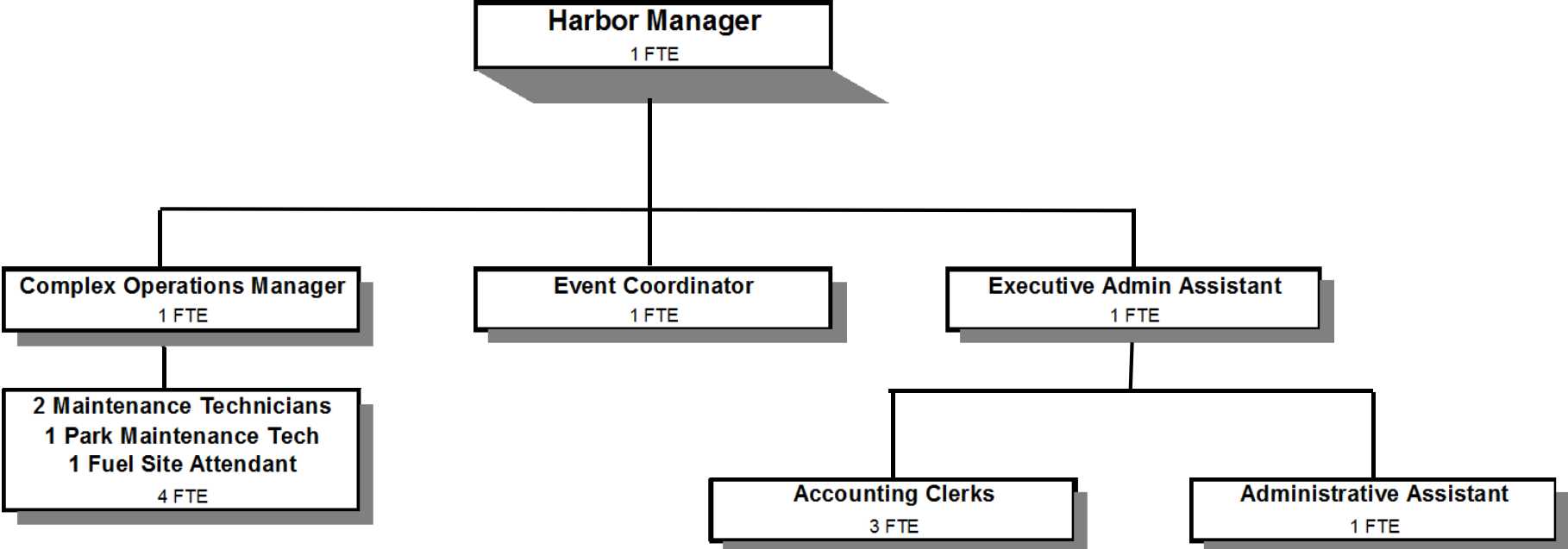
	Actual	Actual	Actual	Revised	Proposed	Change	
	FY 14-15	FY 15-16	FY 16-17	Budget FY 17-18	FY 18-19	Amount	%
<b><u>RESOURCES</u></b>							
<b>Beginning Fund Balance</b>	<u>2,360,136</u>	<u>5,034,060</u>	<u>4,459,760</u>	<u>4,000,000</u>	<u>3,500,000</u>	<u>(500,000)</u>	
Revenues:							
Intergovernmental Revenues	591,000	147,262	75,080				
Contributions and Donations	112,525	38,250	10,000	14,000		(14,000)	
Interest	22,321	44,037	52,005	30,000	30,000		
Transfers In: General Fund	<u>2,535,000</u>						
Total Revenue	<u>3,260,846</u>	<u>229,549</u>	<u>137,085</u>	<u>44,000</u>	<u>30,000</u>	<u>(14,000)</u>	<u>-32%</u>
<b>TOTAL RESOURCES</b>	<b>5,620,982</b>	<b>5,263,609</b>	<b>4,596,845</b>	<b>4,044,000</b>	<b>3,530,000</b>		
<b><u>REQUIREMENTS</u></b>							
Personnel Services	4,145		49,139	10,000	10,000		
Materials and Services	89,391	204,739	123,793	1,000,000	1,000,000		
Capital Outlay	<u>493,386</u>	<u>599,110</u>	<u>74,690</u>	<u>3,034,000</u>	<u>2,520,000</u>	<u>(514,000)</u>	
Total Expenditures	<u>586,922</u>	<u>803,849</u>	<u>247,622</u>	<u>4,044,000</u>	<u>3,530,000</u>	<u>(514,000)</u>	<u>-13%</u>
<b>Ending Fund Balance</b>	<u>5,034,060</u>	<u>4,459,760</u>	<u>4,349,223</u>				
<b>TOTAL REQUIREMENTS</b>	<b>5,620,982</b>	<b>5,263,609</b>	<b>4,596,845</b>	<b>4,044,000</b>	<b>3,530,000</b>		
<b>Change in Fund Balance</b>	<b>2,673,924</b>	<b>(574,300)</b>	<b>(110,537)</b>	<b>(4,000,000)</b>	<b>(3,500,000)</b>		
Capital Outlay Board Approved Projects					<u>2,520,000</u>		

Douglas County, Oregon  
Capital Projects Fund

Fund Detail

			Revised					
			Actual	Actual	Budget	Proposed	Approved	Adopted
			FY 15-16	FY 16-17	FY 17-18	FY 18-19	FY 18-19	FY 18-19
302-0000-3390-55	State-Other Assistance	Department of Justice	147,262	75,080	0	0		
302-0000-3800-01	Interest	General Investments	44,037	52,005	30,000	30,000		
302-0000-3840-50	Contributions and Donations	Fairgrounds	38,250	10,000	14,000	0		
<b>Total Revenue</b>			<b>229,549</b>	<b>137,085</b>	<b>44,000</b>	<b>30,000</b>	<b>0</b>	<b>0</b>
302-0980-4030-00	Temporary Employees	General	0	45,341	9,183	9,183		
302-0980-4510-00	Social Security	General	0	3,321	702	702		
302-0980-4520-00	Workers' Compensation	General	0	340	69	69		
302-0980-4540-00	Unemployment	General	0	137	46	46		
<b>Total Personnel Services</b>			<b>0</b>	<b>49,139</b>	<b>10,000</b>	<b>10,000</b>	<b>0</b>	<b>0</b>
302-0990-5099-00	Other Professional Services	General	11,545	0	0	0		
302-0990-6220-01	Household Expenses	Bedding	0	4,483	0	0		
302-0990-6290-00	Software Purchases	General	50,369	28,869	75,000	75,000		
302-0990-6290-10	Software Purchases	Software Updates/Maintenance	3,450	0	0	0		
302-0990-6295-00	Equipment-Noninventory	General	45,487	49,158	0	0		
302-0990-6299-00	Other Materials and Supplies	General	206	0	0	0		
302-0990-6510-00	Equip/Vehicle Main & Repair	General	29,253	0	0	0		
302-0990-6550-00	Building and Grounds Main	General	64,429	41,283	925,000	925,000		
<b>Total Materials and Services</b>			<b>204,739</b>	<b>123,793</b>	<b>1,000,000</b>	<b>1,000,000</b>	<b>0</b>	<b>0</b>
302-8000-8100-00	Buildings and Improvements	General	155,186	0	3,034,000	2,520,000		
302-8000-8100-99	Buildings and Improvements	Noninventory	385,009	31,303	0	0		
302-8000-8200-00	Furniture and Equipment	General	47,722	41,829	0	0		
302-8000-8200-99	Furniture and Equipment	Noninventory	11,193	1,558	0	0		
<b>Total Capital Outlay</b>			<b>599,110</b>	<b>74,690</b>	<b>3,034,000</b>	<b>2,520,000</b>	<b>0</b>	<b>0</b>
<b>Total Expenditures</b>			<b>803,849</b>	<b>247,622</b>	<b>4,044,000</b>	<b>3,530,000</b>	<b>0</b>	<b>0</b>

**SALMON HARBOR FUND**



Douglas County, Oregon  
 Salmon Harbor Fund (501)  
 Summary

	Actual	Actual	Actual	Revised	Proposed	Change	
	FY 14-15	FY 15-16	FY 16-17	Budget FY 17-18	FY 18-19	Amount	%
<b><u>RESOURCES</u></b>							
<b>Beginning Fund Balance</b>	<u>789,121</u>	<u>1,030,069</u>	<u>1,489,302</u>	<u>1,250,000</u>	<u>1,400,000</u>	<u>150,000</u>	<u>12%</u>
Revenues:							
Charges, Fees, Rents, Leases, and Other	1,937,909	1,912,297	1,872,966	2,038,680	2,067,900	29,220	
Intergovernmental Revenues:							
Coos Bay Wagon Pass Thru	34,025	32,010	27,913				
R.V. License Revenues	207,650	243,852	249,515	280,000	280,000		
All Other	30,866	10,159	8,549	4,900	4,900		
Interest	7,082	12,166	19,520	20,000	24,000	4,000	
Transfer In - County Forest Management					1,000,000	1,000,000	
Interfund Loan	<u>2,361,529</u>	<u>2,361,529</u>	<u>2,361,529</u>	<u>2,361,529</u>		<u>(2,361,529)</u>	
Total Revenues	<u>4,579,061</u>	<u>4,572,013</u>	<u>4,539,992</u>	<u>4,705,109</u>	<u>3,376,800</u>	<u>(1,328,309)</u>	<u>-28%</u>
<b>TOTAL RESOURCES</b>	<b>5,368,182</b>	<b>5,602,082</b>	<b>6,029,294</b>	<b>5,955,109</b>	<b>4,776,800</b>		
<b><u>REQUIREMENTS</u></b>							
Personnel Services	690,488	691,864	824,852	925,351	972,880	47,529	
Materials and Services	1,104,295	968,440	1,015,181	1,310,724	1,418,627	107,903	
Capital Outlay	181,801	90,947	66,543	817,995	1,866,000	1,048,005	
Transfer Out - General Fund <i>(reimbursement for central services)</i>				117,000	130,000	13,000	
Interfund Loan Repayment	<u>2,361,529</u>	<u>2,361,529</u>	<u>2,361,529</u>	<u>2,361,529</u>		<u>(2,361,529)</u>	
Total Expenditures	<u>4,338,113</u>	<u>4,112,780</u>	<u>4,268,105</u>	<u>5,532,599</u>	<u>4,387,507</u>	<u>(1,145,092)</u>	<u>-21%</u>
<b>Ending Fund Balance</b>	<u>1,030,069</u>	<u>1,489,302</u>	<u>1,761,189</u>	<u>422,510</u>	<u>389,293</u>	<u>(33,217)</u>	<u>-8%</u>
<b>TOTAL REQUIREMENTS</b>	<b>5,368,182</b>	<b>5,602,082</b>	<b>6,029,294</b>	<b>5,955,109</b>	<b>4,776,800</b>		
<b>Change in Fund Balance</b>	<b>240,948</b>	<b>459,233</b>	<b>271,887</b>	<b>(827,490)</b>	<b>(1,010,707)</b>		
<b>Staffing FTE</b>	<b>10.00</b>	<b>11.00</b>	<b>12.00</b>	<b>12.00</b>	<b>12.00</b>		

<b><u>Capital Outlay:</u></b>			
RV Resort Expansion	1,774,000	Photocopier/Scanner	10,000
Pickup Truck	30,000	Washer & Dryer	6,000
Maintenance Cart	20,000	Paint Shaker	2,000
Storage Shed for Maintenance Carts	5,000	Hot Saw	<u>1,500</u>
Money Counter	2,500		<u>1,866,000</u>
Backhoe Thumb Extension	15,000		

Douglas County, Oregon  
 Salmon Harbor Fund

Fund Detail

			Actual	Actual	Revised	Proposed	Approved	Adopted
			FY 15-16	FY 16-17	Budget	FY 18-19	FY 18-19	FY 18-19
					FY 17-18			
501-0000-2450-08	Solid Waste Fees	Sewage Disposal Fees	8,702	7,784	9,000	9,000		
501-0000-2700-00	Camp Revenues	General	86,194	85,586	90,000	90,000		
501-0000-2700-20	Camp Revenues	West Spit RV Resort	863,996	877,438	885,000	900,000		
501-0000-2700-80	Camp Revenues	Showers	8,945	8,488	9,500	9,500		
501-0000-2700-85	Camp Revenues	Laundromat	19,054	20,736	22,000	22,000		
501-0000-2700-90	Camp Revenues	Monthly Camping	73,271	73,346	82,500	83,000		
501-0000-2700-98	Camp Revenues	Deposits	16,441	4,364	20,000	23,000		
501-0000-2700-99	Camp Revenues	Gift Certificates/Rainchecks	4,864	13,740	10,000	11,000		
207-0000-2750-50	Fees and Admissions	Cancellations/Expired Credits	22,010	34,593	25,000	30,000		
501-0000-2755-00	Concessions	General	98,494	101,359	105,500	105,500		
501-0000-2810-00	Water Revenues	General	0	0	0	150		
501-0000-2860-01	Boat Moorage/Launching	Moorage-Annual	218,034	223,692	250,000	250,000		
501-0000-2860-02	Boat Moorage/Launching	Moorage-Monthly	62,199	54,455	70,000	70,000		
501-0000-2860-03	Boat Moorage/Launching	Moorage-Weekly	26,391	25,500	30,000	30,000		
501-0000-2860-04	Boat Moorage/Launching	Moorage-Charter Boats	7,250	6,840	8,250	8,250		
501-0000-2860-05	Boat Moorage/Launching	Boat Launching	52,959	41,229	55,000	55,000		
501-0000-2860-06	Boat Moorage/Launching	Electricity	4,872	3,994	6,000	3,000		
501-0000-2860-07	Boat Moorage/Launching	Storage Fees	4,380	5,343	5,000	5,500		
501-0000-3390-01	State-Other Assistance	Marine Board Grants	4,850	8,549	4,900	4,900		
501-0000-3390-05	State-Other Assistance	Business Oregon	5,309	0	0	0		
501-0000-3395-00	Local Assistance	General	32,010	27,913	0	0		
501-0000-3450-05	Shared Revenues	R.V. Licenses	243,852	249,515	280,000	280,000		
501-0000-3800-01	Interest	General Investments	12,166	19,520	20,000	24,000		
501-0000-3820-70	Rents, Leases and Royalties	Marina Activity Center	4,315	4,136	3,500	4,500		
501-0000-3870-00	Other Sales	General	14,848	18,480	20,000	25,000		
501-0000-3870-41	Other Sales	Fuel Sales-Diesel	111,824	109,982	159,000	160,000		
501-0000-3870-42	Other Sales	Fuel Sales-Gas	218,713	177,647	195,750	195,750		
501-0000-3870-43	Other Sales	Fuel Sales-Oil	181	72	250	250		
501-0000-3870-44	Other Sales	Fuel Sales-Propane	19,629	16,393	12,430	17,500		
501-0000-3879-00	Miscellaneous	General	3,636	8,773	10,000	15,000		
501-0000-3879-85	Miscellaneous	Discounts Given	(42,360)	(51,004)	(45,000)	(55,000)		
501-0000-3879-90	Miscellaneous	Subrogating Claim Recovery	3,455	0	0	0		
501-0000-3900-18	Transfers In	County Forest Management	0	0	0	1,000,000		
501-0000-3980-18	Interfund Loan Received	County Forest Management	2,361,529	2,361,529	2,361,529	0		
<b>Total Revenue</b>			<b>4,572,013</b>	<b>4,539,992</b>	<b>4,705,109</b>	<b>3,376,800</b>	<b>0</b>	<b>0</b>

Douglas County, Oregon  
Salmon Harbor Fund

Fund Detail

			Actual	Actual	Revised	Proposed	Approved	Adopted
			FY 15-16	FY 16-17	Budget	FY 18-19	FY 18-19	FY 18-19
					FY 17-18			
501-7980-4000-00	Regular Employees	General	419,442	474,311	505,604	517,731		
501-7980-4030-00	Temporary Employees	General	39,785	49,943	67,000	99,705		
501-7980-4050-00	Overtime	General	2,252	3,706	6,000	6,000		
501-7980-4090-00	Compensated Absences	General	(25,777)	0	0	0		
501-7980-4500-00	PERS	General	50,361	61,539	90,758	89,241		
501-7980-4510-00	Social Security	General	34,708	39,867	44,263	47,693		
501-7980-4520-00	Workers' Compensation	General	1,615	3,948	4,340	4,676		
501-7980-4530-00	Medical and Dental Insurance	General	166,725	188,370	201,600	201,600		
501-7980-4540-00	Unemployment	General	2,753	3,168	5,786	6,234		
<b>Total Personnel Services</b>			<b>691,864</b>	<b>824,852</b>	<b>925,351</b>	<b>972,880</b>	<b>0</b>	<b>0</b>
501-7990-5000-00	Legal Services	General	385	0	3,000	5,000		
501-7990-5050-00	Security Services	General	17,361	17,969	11,000	15,000		
501-7990-5099-00	Other Professional Services	General	19,077	14,653	20,000	25,000		
501-7990-5199-00	Other Technical Services	General	6,579	12,668	17,000	17,000		
501-7990-6065-01	Fuel and Oil	Gas	153,974	152,162	164,250	170,000		
501-7990-6065-02	Fuel and Oil	Diesel	110,463	97,769	147,000	150,000		
501-7990-6065-03	Fuel and Oil	Propane	16,585	22,010	17,323	23,000		
501-7990-6065-50	Fuel and Oil	Lubricants and Oil	224	123	200	200		
501-7990-6290-00	Software Purchases	General	809	2,773	1,100	4,439		
501-7990-6295-00	Equipment-Noninventory	General	1,008	8,194	9,200	17,300		
501-7990-6299-00	Other Materials and Supplies	General	14,737	12,755	13,000	14,908		
501-7990-6500-00	Interdept Vehicle Expense	General	8,737	10,004	10,000	15,000		
501-7990-6510-00	Equip/Vehicle Main & Repair	General	19,348	16,381	10,000	12,500		
501-7990-6550-00	Building and Grounds Main	General	160,458	187,565	325,000	363,500		
501-7990-6550-02	Building and Grounds Main	Electrical Maintenance	1,694	4,841	47,500	15,000		
501-7990-6550-20	Building and Grounds Main	M&R Contracts	4,305	5,437	5,000	20,000		
501-7990-6680-01	Communication	Telephone	12,555	13,761	13,000	13,500		
501-7990-6680-02	Communication	Pages/Answering Services	258	287	350	350		
501-7990-6680-15	Communication	Cell Phones	1,108	1,069	1,250	1,500		
501-7990-6680-22	Communication	Research-OR DMV	19	38	30	30		
501-7990-6685-01	Utilities	Electric	112,933	124,317	130,000	135,500		
501-7990-6685-03	Utilities	Water and Sewer	18,323	12,389	27,000	29,000		
501-7990-6685-04	Utilities	Garbage	37,701	39,462	46,600	49,000		

Douglas County, Oregon  
 Salmon Harbor Fund

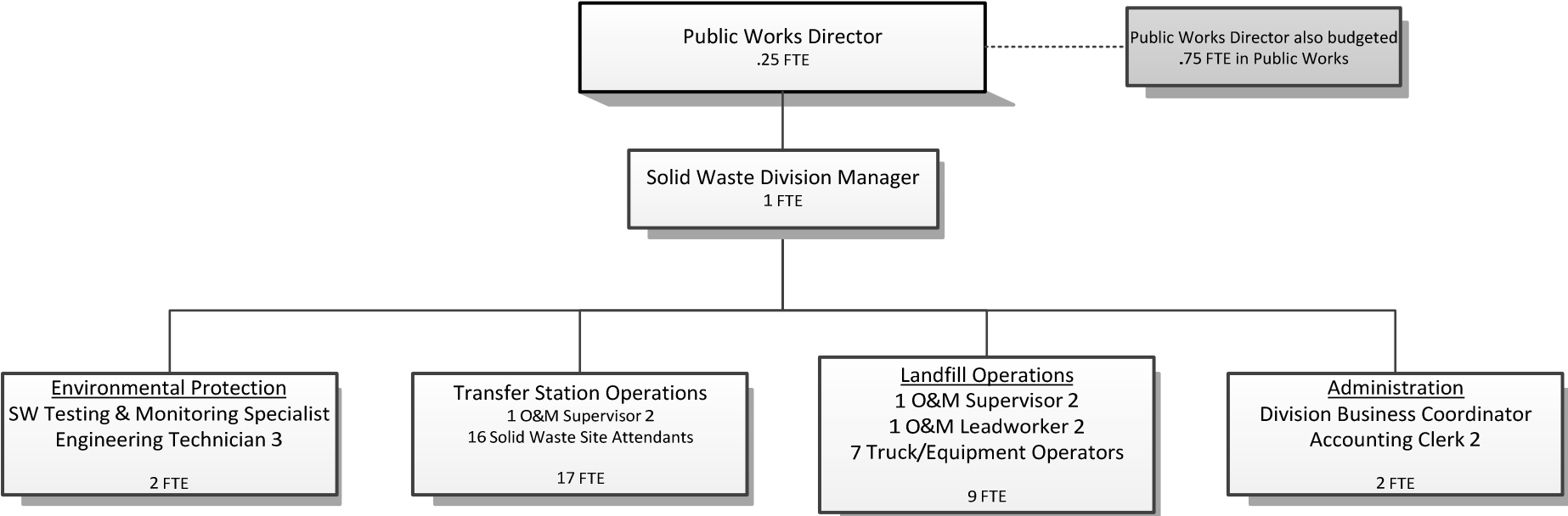
Fund Detail

			Actual	Actual	Revised	Proposed	Approved	Adopted
			FY 15-16	FY 16-17	Budget	FY 18-19	FY 18-19	FY 18-19
					FY 17-18			
501-7990-6685-05	Utilities	Sewer	115,478	118,169	112,875	115,500		
501-7990-6685-07	Utilities	Cable TV	29,305	31,311	30,996	33,000		
501-7990-6720-01	Fire/Liability Insurance	Liability Ins Interdept Charges	600	4,000	4,000	6,000		
501-7990-6720-02	Fire/Liability Insurance	Liability Insurance	6,879	0	3,500	4,000		
201-7990-6730-00	Liability Claims	General	0	215	0	0		
501-7990-6850-00	License and Permit Fees	General	1,075	1,660	3,000	3,000		
501-7990-7300-00	Advertising/Publicity	General	18,430	20,852	20,000	20,000		
501-7990-7300-04	Advertising/Publicity	July 4th Fireworks	2,000	0	2,000	2,000		
501-7990-7300-05	Advertising/Publicity	Brochures	0	568	2,500	2,500		
501-7990-7300-06	Advertising/Publicity	Tide Books	0	0	3,000	3,000		
501-7990-7300-07	Advertising/Publicity	Local-Salmon Harbor	3,110	4,767	10,000	10,000		
501-7990-7400-00	Office Supplies and Expenses	General	8,757	10,218	9,500	10,000		
501-7990-7500-00	Subscriptions, Books	General	270	824	350	600		
501-7990-7550-00	Travel	General	6,334	4,408	7,000	7,000		
501-7990-7560-00	Conventions, Schools	General	0	60	0	100		
501-7990-7580-00	Dues and Memberships	General	1,021	659	1,000	1,000		
501-7990-7850-00	Pre-employment Testing	General	244	155	200	200		
501-7990-7900-00	Miscellaneous	General	618	2,871	2,000	24,000		
501-7990-7900-04	Miscellaneous	Bank Card Fees	55,678	57,817	80,000	80,000		
<b>Total Materials and Services</b>			<b>968,440</b>	<b>1,015,181</b>	<b>1,310,724</b>	<b>1,418,627</b>	<b>0</b>	<b>0</b>
501-8000-8100-00	Buildings and Improvements	General	29,983	12,000	773,995	1,774,000		
501-8000-8100-99	Buildings and Improvements	Noninventory	3,225	0	0	0		
501-8000-8200-00	Furniture and Equipment	General	9,997	0	0	10,000		
501-8000-8200-99	Furniture and Equipment	Noninventory	13,956	4,568	5,000	17,000		
501-8000-8300-00	Vehicles and Heavy Equip	General	33,786	44,980	39,000	65,000		
501-8000-8300-99	Vehicles and Heavy Equip	Noninventory	0	4,995	0	0		
<b>Total Capital Outlay</b>			<b>90,947</b>	<b>66,543</b>	<b>817,995</b>	<b>1,866,000</b>	<b>0</b>	<b>0</b>
501-9500-9500-01	Transfer Out	General Fund	0	0	117,000	130,000		
501-9880-9200-18	Interfund Loan Repayment	County Forest Management	2,361,529	2,361,529	2,361,529	0		
<b>Total Expenditures</b>			<b>4,112,780</b>	<b>4,268,105</b>	<b>5,532,599</b>	<b>4,387,507</b>	<b>0</b>	<b>0</b>

Douglas County, Oregon  
Salmon Harbor Fund

PERSONNEL SERVICES					
	Actual	Actual	Revised	Budget	
	FTE	FTE	FTE	FY 18-19	
	FY 15-16	FY 16-17	FY 17-18	FTE	Amount
Harbor Manager	1.00	1.00	1.00	1.00	98,127
Complex Operations Manager	1.00	1.00	1.00	1.00	58,072
Building Maintenance Tech 2	1.00	1.00	1.00	1.00	45,148
Building Maintenance Tech 1	2.00	2.00	2.00	1.00	37,621
Event Development Coordinator		1.00	1.00	1.00	43,995
Salmon Harbor Project Manager	1.00				
Marine Fuel Site Attendant	1.00	1.00	1.00	1.00	27,241
Park Maintenance Tech 3				1.00	41,709
Executive Admin Asst	1.00	1.00	1.00	1.00	42,432
Administrative Assistant		1.00	1.00	1.00	31,678
Accounting Clerk 2	1.00	1.00	1.00	1.00	34,964
Accounting Clerk 1			2.00	2.00	56,744
Department Assistant 4	2.00	2.00			
Total Regular	<u>11.00</u>	<u>12.00</u>	<u>12.00</u>	<u>12.00</u>	<u>517,731</u>
Temporary					99,705
Overtime					6,000
PERS		15.28%, 19.18%			89,241
Social Security		7.65%			47,693
Worker's Compensation		0.75%			4,676
Unemployment		1.00%			6,234
Medical & Dental Insurance		\$1,400/mo			<u>201,600</u>
Total Personnel Services					<u><u>972,880</u></u>

# SOLID WASTE



	Actual FY 14-15	Actual FY 15-16	Actual FY 16-17	Revised Budget FY 17-18	Proposed FY 18-19	Change	
						Amount	%
<b><u>RESOURCES</u></b>							
<b>Beginning Fund Balance</b>			2,308,222	1,500,000	4,800,000	3,300,000	220%
Revenues:							
Solid Waste Fees		5,732,710	7,250,740	6,341,528	6,585,500	243,972	4%
Intergovernmental Revenue			20,842				
Interest		8,068	33,707		50,000	50,000	100%
All Other Revenues		39,547	80,235				
Transfers In - General Fund		700,000					
Total Revenues		6,480,325	7,385,524	6,341,528	6,635,500	293,972	5%
<b>TOTAL RESOURCES</b>		6,480,325	9,693,746	7,841,528	11,435,500		
<b><u>REQUIREMENTS</u></b>							
Personnel Services		1,049,614	1,164,363	2,379,501	2,637,876	258,375	11%
Materials and Services		1,394,758	1,561,238	2,140,200	2,323,950	183,750	9%
Capital Outlay		847,731	2,774,623	320,000	127,000	(193,000)	-60%
Total		3,292,103	5,500,224	4,839,701	5,088,826	249,125	5%
Transfers Out for Service Reimbursement to:							
General Fund		135,000	160,000	171,000	420,000	249,000	146%
Public Safety Fund - Work Crew		745,000	641,742				
Total Expenditures		4,172,103	6,301,966	5,010,701	5,508,826	498,125	10%
<b>Ending Fund Balance</b>		2,308,222	3,391,780	2,830,827	5,926,674	3,095,847	109%
<b>TOTAL REQUIREMENTS</b>		6,480,325	9,693,746	7,841,528	11,435,500		
<b>Change in Fund Balance</b>		2,308,222	1,083,558	1,330,827	1,126,674		
<b>Staffing FTE</b>		13.00	14.00	30.00	31.25	1.25	
Capital Outlay							
YSI Monitor					7,000		
2 Vehicles					60,000		
Landfill Scales					60,000		
					127,000		

Douglas County, Oregon  
Solid Waste Fund

Department Detail

			Revised					
			Actual	Actual	Budget	Proposed	Approved	Adopted
			FY 15-16	FY 16-17	FY 17-18	FY 18-19	FY 18-19	FY 18-19
540-0000-2450-00	Solid Waste Fees	General	8,415	11,448	10,000	10,000		
540-0000-2450-01	Solid Waste Fees	Refuse Fees	4,542,368	5,884,443	5,268,078	5,500,000		
540-0000-2450-03	Solid Waste Fees	Asbestos Disposal Fees	18,272	12,490	17,250	16,000		
540-0000-2450-04	Solid Waste Fees	Petro Contamination Fees	38,175	194,664	7,450	10,000		
540-0000-2450-05	Solid Waste Fees	Infect Med Waste Disposal	422	648	500	500		
540-0000-2450-06	Solid Waste Fees	Waste Tire Disposal Fees	5,602	5,715	5,000	6,000		
540-0000-2450-07	Solid Waste Fees	Out of County Waste Fees	518	0	0	0		
540-0000-2450-09	Solid Waste Fees	Soil Disposal Fees	60,201	25,561	26,000	20,000		
540-0000-2450-10	Solid Waste Fees	Appliance Disposal	8,285	11,955	10,000	12,000		
540-0000-2450-11	Solid Waste Fees	Battery Disposal Fees	4,443	5,134	5,000	5,000		
540-0000-2450-12	Solid Waste Fees	Recycled Oil	1,978	0	0	0		
540-0000-2450-13	Solid Waste Fees	Construction & Demolition Waste	689,613	702,154	650,000	650,000		
540-0000-2450-14	Solid Waste Fees	Mattresses	58,410	71,100	60,000	60,000		
540-0000-2450-15	Solid Waste Fees	Animal Byproducts	5,327	4,208	5,500	4,000		
540-0000-2450-50	Solid Waste Fees	Recycled Metal Sales	70,913	84,143	64,000	64,000		
540-0000-2450-51	Solid Waste Fees	Yard Mulch/Wood Waste	145,989	183,120	165,000	180,000		
540-0000-2450-54	Solid Waste Fees	Recycled Glass Sales	8,910	9,608	9,750	10,000		
540-0000-2450-65	Solid Waste Fees	LFG Sales	64,868	44,349	40,000	40,000		
540-0000-3390-00	State - Other Assistance	General	0	20,842	0	0		
540-0000-3800-01	Interest	General Investments	8,068	33,707	0	50,000		
540-0000-3870-80	Other Sales	Sale of Inventory	41,500	85,500	0	0		
540-0000-3879-00	Miscellaneous	General	61	70	0	0		
540-0000-3879-80	Miscellaneous	Cash Over/Short	0	(5,370)		0		
540-0000-3879-95	Miscellaneous	NSF Checks	(2,013)	35	(2,000)	(2,000)		
540-0000-3900-01	Transfers In	General Fund	700,000	0	0	0		
<b>Total Revenue</b>			<b>6,480,325</b>	<b>7,385,524</b>	<b>6,341,528</b>	<b>6,635,500</b>	<b>0</b>	<b>0</b>
540-7980-4000-00	Regular Employees	General	576,619	625,155	1,102,162	1,272,085		
540-7980-4030-00	Temporary Employees	General	18,475	65,148	150,000	150,000		
540-7980-4050-00	Overtime	General	21,374	17,467	60,000	60,000		
540-7980-4500-00	PERS	General	175,166	163,584	423,594	472,948		
540-7980-4510-00	Social Security	General	47,143	53,910	100,380	113,380		
540-7980-4520-00	Workers' Compensation	General	4,294	14,108	26,243	29,642		
540-7980-4520-01	Workers' Compensation	Workers Comp Claims	0	3,097	0	0		

Douglas County, Oregon  
Solid Waste Fund

Department Detail

			Revised					
			Actual	Actual	Budget	Proposed	Approved	Adopted
			FY 15-16	FY 16-17	FY 17-18	FY 18-19	FY 18-19	FY 18-19
540-7980-4530-00	Medical and Dental Insurance	General	204,703	217,659	504,000	525,000		
540-7980-4540-00	Unemployment	General	1,840	4,235	13,122	14,821		
<b>Total Personnel Services</b>			<b>1,049,614</b>	<b>1,164,363</b>	<b>2,379,501</b>	<b>2,637,876</b>	<b>0</b>	<b>0</b>
540-7990-5099-00	Other Professional Services	General	1,635	31,571	100,000	35,000		
540-7990-5199-00	Other Technical Services	General	514,970	459,978	600,000	865,000		
540-7990-5199-02	Other Technical Services	Reedsport Landfill Closure	77,494	19,770	55,000	105,000		
540-7990-5600-00	Solid Waste Recycling	General	5,376	6,023	77,000	36,000		
540-7990-6000-01	Road/Bridge Materials	Rock	2,263	9,589	114,000	115,000		
540-7990-6060-00	Tools	General	1,301	1,594	2,000	1,000		
540-7990-6110-00	Safety Supplies	General	278	3,085	5,500	3,000		
540-7990-6290-00	Software Purchases	General	0	462	5,000	4,000		
540-7990-6295-00	Equipment-Noninventory	General	0	989	5,000	4,000		
540-7990-6299-00	Other Materials and Supplies	General	108,632	51,058	165,000	92,000		
540-7990-6450-00	Equipment/Vehicle Rent	General	118	1,110	2,000	15,000		
540-7990-6510-00	Equip/Vehicle Main & Repair	General	469,416	644,786	715,000	715,000		
540-7990-6680-01	Communication	Telephone	12,964	15,224	14,000	15,000		
540-7990-6685-01	Utilities	Electric	19,212	23,049	17,000	17,000		
540-7990-6685-03	Utilities	Water and Sewer	5,196	6,454	6,000	6,000		
540-7990-6720-01	Fire/Liability Insurance	Liability Ins Interdept Charges	3,000	34,000	40,000	65,000		
540-7990-6730-00	Liability Claims	General	2,000	0	5,000	5,000		
540-7990-6800-00	Laundry and Dry Cleaning	General	2,844	2,834	3,000	3,000		
540-7990-6850-00	License and Permit Fees	General	113,849	174,326	130,000	130,000		
540-7990-6870-00	Laboratory and Testing	General	18,441	15,212	32,000	36,000		
540-7990-7400-00	Office Supplies and Expenses	General	3,275	6,733	2,500	4,000		
540-7990-7410-00	Postage	General	1,076	2,045	1,500	2,000		
540-7990-7560-00	Conventions, Schools, Seminars	General	259	4,680	2,500	3,000		
540-7990-7800-00	Legal Publication and Printing	General	4,783	2,061	2,500	1,000		
540-7990-7820-00	Advisory Committee Expense	General	0	0	500	0		
540-7990-7850-00	Pre-employment Testing	General	940	1,350	3,000	1,500		
540-7990-7900-00	Miscellaneous	General	677	487	200	450		
540-7990-7900-04	Miscellaneous	Bank Card Fees	24,759	42,768	35,000	45,000		
<b>Total Materials and Services</b>			<b>1,394,758</b>	<b>1,561,238</b>	<b>2,140,200</b>	<b>2,323,950</b>	<b>0</b>	<b>0</b>

Douglas County, Oregon  
Solid Waste Fund

Department Detail

			Actual	Actual	Revised	Proposed	Approved	Adopted
			FY 15-16	FY 16-17	Budget	FY 18-19	FY 18-19	FY 18-19
540-8000-8200-00	Furniture and Equipment	General	0	0	75,000	7,000		
540-8000-8300-00	Vehicles and Heavy Equipment	General	0	196,525	120,000	60,000		
540-8000-8800-00	Work in Progress	Miscellaneous	847,731	0	0	0		
540-8000-8900-99	Infrastructure	Non-Inventory	0	2,578,098	125,000	60,000		
<b>Total Capital Outlay</b>			<b>847,731</b>	<b>2,774,623</b>	<b>320,000</b>	<b>127,000</b>	<b>0</b>	<b>0</b>
540-9500-9500-01	Transfers Out	General Fund	135,000	160,000	171,000	420,000		
540-9500-9500-20	Transfers Out	Public Safety Fund	745,000	641,742	0	0		
<b>Total Transfers Out</b>			<b>880,000</b>	<b>801,742</b>	<b>171,000</b>	<b>420,000</b>	<b>0</b>	<b>0</b>
<b>Total Expenditures</b>			<b>4,172,103</b>	<b>6,301,966</b>	<b>5,010,701</b>	<b>5,508,826</b>	<b>0</b>	<b>0</b>

Douglas County, Oregon  
Solid Waste Fund

PERSONNEL SERVICES					
	Actual	Actual	Revised	Budget	
	FTE	FTE	FTE	FY 18-19	
	<u>FY 15-16</u>	<u>FY 16-17</u>	<u>FY 17-18</u>	<u>FTE</u>	<u>Amount</u>
Public Works Director				0.25	30,907
Solid Waste Director			1.00		
Solid Waste Division Manager				1.00	65,166
S/W Testing & Monitoring Spec	1.00	1.00	1.00	1.00	56,410
S/W Truck Equipment Operator	7.00	7.00	7.00	7.00	329,855
Solid Waste Site Attendant	2.00	2.00	2.00	16.00	503,058
O&M Supervisor 2	1.00	1.00	1.00	2.00	106,892
O&M Supervisor 1			1.00		
O & M Leadworker 2	1.00	1.00		1.00	53,507
O & M Leadworker 1			1.00		
Bridge/Special Projects Mgr.		1.00			
Engineering Technician 3				1.00	43,243
Transfer Site Attendant 2			14.00		
Division Business Coordinator			1.00	1.00	50,030
Accounting Technician	1.00	1.00			
Accounting Clerk 2			1.00	1.00	33,017
Total Regular	<u>13.00</u>	<u>14.00</u>	<u>30.00</u>	<u>31.25</u>	<u>1,272,085</u>
Temporary					150,000
Overtime					60,000
PERS		26.55%,38.18%			472,948
Social Security		7.65%			113,380
Worker's Compensation		2.00%			29,642
Unemployment		1.00%			14,821
Medical & Dental Insurance		\$1,400/mo			525,000
Total Personnel Services					<u><u>2,637,876</u></u>

Douglas County, Oregon  
Employee Benefit Trust Fund (600)  
Summary

	Actual	Actual	Actual	Revised	Proposed	Change	
	FY 14-15	FY 15-16	FY 16-17	Budget FY 17-18	FY 18-19	Amount	%
<b><u>RESOURCES</u></b>							
<b>Beginning Fund Balance</b>	<u>7,265,318</u>	<u>5,348,405</u>	<u>5,136,186</u>	<u>4,907,000</u>	<u>5,005,000</u>	<u>98,000</u>	<u>2%</u>
Revenues:							
Interdepartmental Charges	8,400,621	8,590,897	9,576,035	10,837,014	11,339,834	502,820	5%
Interest	72,706	89,432	98,298	55,000	65,000	10,000	18%
Other Revenues	<u>690,157</u>	<u>325,355</u>	<u>165,559</u>	<u>300,000</u>	<u>500,000</u>	<u>200,000</u>	<u>67%</u>
Total Revenues	<u>9,163,484</u>	<u>9,005,684</u>	<u>9,839,892</u>	<u>11,192,014</u>	<u>11,904,834</u>	<u>712,820</u>	<u>6%</u>
<b>TOTAL RESOURCES</b>	<b>16,428,802</b>	<b>14,354,089</b>	<b>14,976,078</b>	<b>16,099,014</b>	<b>16,909,834</b>		
<b><u>REQUIREMENTS</u></b>							
Personnel Services	46,707	51,526	39,277	104,323	68,986	(35,337)	-34%
Materials and Services	<u>11,033,690</u>	<u>9,166,377</u>	<u>9,998,507</u>	<u>12,909,701</u>	<u>13,445,000</u>	<u>535,299</u>	<u>4%</u>
Total Expenditures	11,080,397	9,217,903	10,037,784	13,014,024	13,513,986	499,962	4%
<b>Ending Fund Balance</b>	<u>5,348,405</u>	<u>5,136,186</u>	<u>4,938,294</u>	<u>3,084,990</u>	<u>3,395,848</u>	<u>310,858</u>	<u>10%</u>
<b>TOTAL REQUIREMENTS</b>	<b>16,428,802</b>	<b>14,354,089</b>	<b>14,976,078</b>	<b>16,099,014</b>	<b>16,909,834</b>		
<b>Change in Fund Balance</b>	(1,916,913)	(212,219)	(197,892)	(1,822,010)	(1,609,152)		
<b>Staffing FTE</b>	<b>0.50</b>	<b>0.50</b>	<b>0.50</b>	<b>0.50</b>	<b>0.50</b>		

Douglas County, Oregon  
Employee Benefit Trust Fund

Fund Detail

			Actual	Actual	Revised	Proposed	Approved	Adopted
			FY 15-16	FY 16-17	Budget	FY 18-19	FY 18-19	FY 18-19
					FY 17-18			
600-0000-2890-00	Interdept Charges for Services	General	8,541,591	9,527,233	10,767,014	11,269,834		
600-0000-2890-01	Interdept Charges for Services	Workers Comp Claims	29,492	30,335	40,000	40,000		
600-0000-2890-02	Interdept Charges for Services	Liability Claims	19,814	18,467	30,000	30,000		
600-0000-3395-00	Local Assistance	General	0	1,876	0	0		
600-0000-3800-01	Interest	General Investments	89,432	98,298	55,000	65,000		
600-0000-3875-70	Expense Reimbursements	Employee Cont-Health Ins	291,725	143,055	300,000	500,000		
600-0000-3879-00	Miscellaneous	General	29,191	11,977	0	0		
600-0000-3879-90	Miscellaneous	Subrogating Claim Recovery	3,644	8,651	0	0		
600-0000-3879-92	Miscellaneous	Continuation Admin Fee	795	0	0	0		
<b>Total Revenue</b>			<b>9,005,684</b>	<b>9,839,892</b>	<b>11,192,014</b>	<b>11,904,834</b>	<b>0</b>	<b>0</b>
600-7980-4000-00	Regular Employees	General	30,083	23,800	31,878	27,269		
600-7980-4030-00	Temporary Employees	General	0	1,185	37,434	16,217		
600-7980-4500-00	PERS	General	11,001	6,669	20,847	13,432		
600-7980-4510-00	Social Security	General	2,301	1,901	5,303	3,327		
600-7980-4520-00	Workers' Compensation	General	105	187	277	205		
600-7980-4530-00	Medical and Dental Insurance	General	7,946	5,460	8,400	8,400		
600-7980-4540-00	Unemployment	General	90	75	184	136		
<b>Total Personnel Services</b>			<b>51,526</b>	<b>39,277</b>	<b>104,323</b>	<b>68,986</b>	<b>0</b>	<b>0</b>
600-7990-5000-00	Legal Services	General	223,084	550,874	550,000	575,000		
600-7990-5090-00	Employee Assistance	General	7,257	71	0	0		
600-7990-5099-00	Other Professional Services	General	46,485	46,485	150,000	100,000		
600-7990-5590-00	Safety Program	General	8,340	7,351	15,000	15,000		
600-7990-6299-00	Other Materials and Supplies	General	5,279	2,387	7,000	5,000		
600-7990-6710-01	Health/Life Insurance	Health Insurance	7,776,736	7,798,428	8,750,000	9,210,000		
600-7990-6710-02	Health/Life Insurance	Health Ins Admin Fees	48,097	4,367	10,000	10,000		
600-7990-6710-03	Health/Life Insurance	Life Insurance Premiums	21,221	13,089	30,000	20,000		
600-7990-6710-05	Health/Life Insurance	Health Ins-HRA	154,327	285,381	330,000	280,000		
600-7990-6710-06	Health/Life Insurance	Affordable Care Act Fees	1,545	0	0	0		
600-7990-6710-07	Health/Life Insurance	Long-Term Disability Ins	77,227	158,650	180,000	180,000		
600-7990-6715-01	Workers' Compensation	Workers' Compensation	197,248	288,995	700,000	800,000		

Douglas County, Oregon  
Employee Benefit Trust Fund

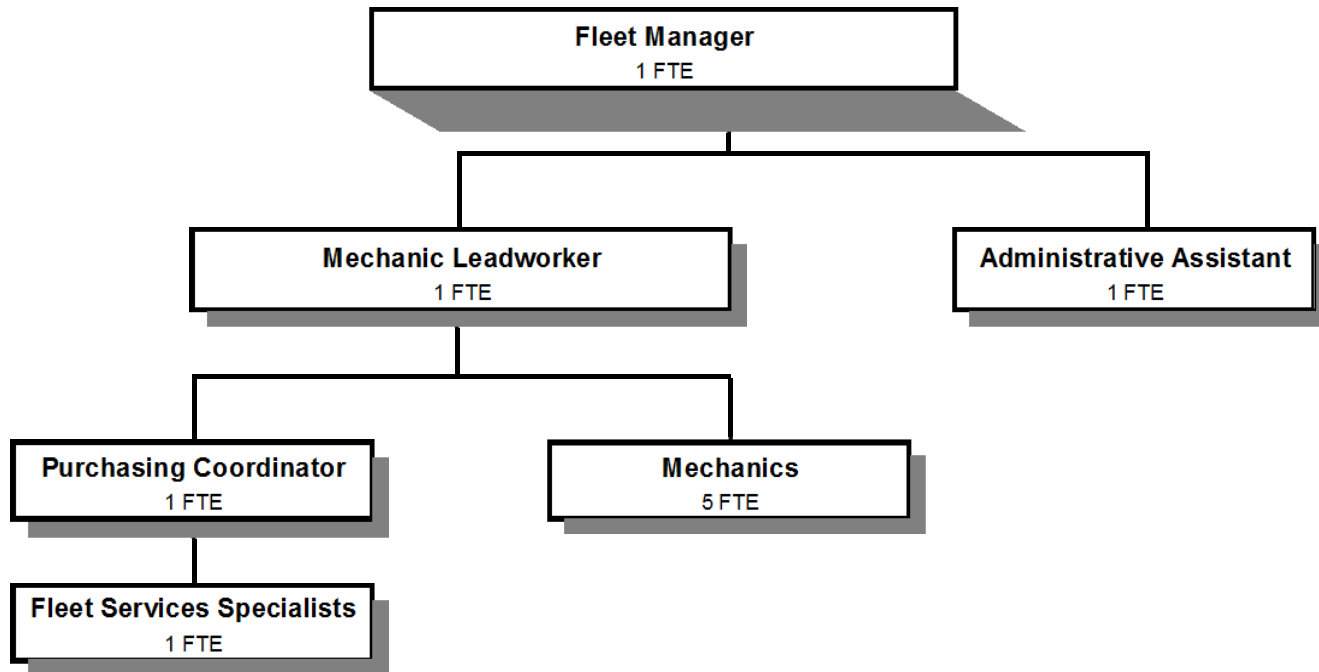
Fund Detail

			Actual	Actual	Revised	Proposed	Approved	Adopted
			FY 15-16	FY 16-17	Budget	FY 18-19	FY 18-19	FY 18-19
					FY 17-18			
600-7990-6715-02	Workers' Compensation	Workers' Comp Admin	55,493	51,340	45,000	60,000		
600-7990-6715-04	Workers' Compensation	Stop Loss Premium	41,191	43,297	60,000	60,000		
600-7990-6715-05	Workers' Compensation	W/C Employer Assessment	17,511	16,256	30,000	30,000		
600-7990-6720-00	Fire/Liability Insurance	General	98,400	97,459	130,000	130,000		
600-7990-6720-04	Fire/Liability Insurance	Excess Liability Insurance	128,215	126,881	220,000	220,000		
600-7990-6730-00	Liability Claims	General	34,601	418,675	952,701	1,000,000		
600-7990-6735-00	Unemployment Claims	General	198,629	74,114	750,000	750,000		
600-7990-7900-XX	Miscellaneous	Various	25,491	14,407	0	0		
<b>Total Materials and Services</b>			<b>9,166,377</b>	<b>9,998,507</b>	<b>12,909,701</b>	<b>13,445,000</b>	<b>0</b>	<b>0</b>
<b>Total Expenditures</b>			<b>9,217,903</b>	<b>10,037,784</b>	<b>13,014,024</b>	<b>13,513,986</b>	<b>0</b>	<b>0</b>

Douglas County, Oregon  
Employee Benefit Trust Fund

PERSONNEL SERVICES					
	Actual FTE FY 15-16	Actual FTE FY 16-17	Revised Budget FTE FY 17-18	Budget FY 18-19	
				FTE	Amount
Safety Manager	0.50	0.50			
Human Resoures Senior Analyst				0.50	27,269
Risk Manager			0.50		
Total Regular	<u>0.50</u>	<u>0.50</u>	<u>0.50</u>	<u>0.50</u>	<u>27,269</u>
Temporary					16,217
PERS		26.55% / 38.18%			13,432
Social Security		7.65%			3,327
Worker's Compensation		0.75%			205
Unemployment		0.50%			136
Medical & Dental Insurance		\$1,400/mo			<u>8,400</u>
Total Personnel Services					<u><u>68,986</u></u>

# **FLEET MANAGEMENT FUND**



Douglas County, Oregon  
 Fleet Management Fund (620)  
 Summary

	Actual	Actual	Actual	Revised	Proposed	Change	
	FY 14-15	FY 15-16	FY 16-17	Budget FY 17-18	FY 18-19	Amount	%
<b><u>RESOURCES</u></b>							
<b>Beginning Fund Balance</b>	1,164,074	1,094,893	1,224,063	900,000	900,000		
Revenues:							
Interdepartmental Charges	3,088,724	2,757,887	2,943,757	3,007,000	3,077,000	70,000	
Other Sales and Services	176,484	176,546	140,642	186,000	171,150	(14,850)	
Interest	7,113	10,156	13,555	10,000	10,000		
Total Revenue	3,272,321	2,944,589	3,097,954	3,203,000	3,258,150	55,150	2%
<b>TOTAL RESOURCES</b>	4,436,395	4,039,482	4,322,017	4,103,000	4,158,150		
<b><u>REQUIREMENTS</u></b>							
Personnel Services	881,082	841,024	871,112	947,589	864,882	(82,707)	
Materials and Services	2,080,024	1,568,754	1,728,098	2,046,300	2,028,650	(17,650)	
Capital Outlay	380,396	405,641	372,396	418,200	430,876	12,676	
Operating Contingency				200,000	200,000		
Total Expenditures	3,341,502	2,815,419	2,971,606	3,612,089	3,524,408	(87,681)	-2%
<b>Ending Fund Balance</b>	1,094,893	1,224,063	1,350,411	490,911	633,742	142,831	29%
<b>TOTAL REQUIREMENTS</b>	4,436,395	4,039,482	4,322,017	4,103,000	4,158,150		
<b>Change in Fund Balance</b>	(69,181)	129,170	126,348	(409,089)	(266,258)		
<b>Staffing FTE</b>	12.00	11.00	11.00	11.00	10.00	(1.00)	
Capital Outlay:							
10 Sheriff SUVs					317,144		
1 Sheriff 4x4 Pickup					32,500		
2 Juvenile Administration Sedans					58,214		
1 Information Technology Van					23,018		
					<u>430,876</u>		

Douglas County, Oregon  
Fleet Management Fund

Fund Detail

			Actual	Actual	Revised	Proposed	Approved	Adopted
			FY 15-16	FY 16-17	Budget	FY 18-19	FY 18-19	FY 18-19
					FY 17-18			
620-0000-2400-00	Outside Sales & Services	General	170,979	115,685	165,000	150,150		
620-0000-2890-10	Interdept Charges for Services	Fleet-Veh/Equip Mgt	50,340	50,210	52,000	52,000		
620-0000-2890-11	Interdept Charges for Services	Fleet-Motor Pool	10,346	9,438	15,000	15,000		
620-0000-2890-12	Interdept Charges for Services	Fleet-Matts & Services	1,559,208	1,664,884	1,360,000	1,430,000		
620-0000-2890-13	Interdept Charges for Services	Fleet-Fuel Sales	757,582	788,251	1,200,000	1,200,000		
620-0000-2890-20	Interdept Charges for Services	Fleet-Veh/Equip Replace	380,411	430,974	380,000	380,000		
620-0000-3800-01	Interest	General Investments	10,156	13,555	10,000	10,000		
620-0000-3870-80	Other Sales	Sale of Inventory	5,328	24,340	20,000	20,000		
620-0000-3879-00	Miscellaneous	General	239	617	1,000	1,000		
<b>Total Revenue</b>			<b>2,944,589</b>	<b>3,097,954</b>	<b>3,203,000</b>	<b>3,258,150</b>	<b>0</b>	<b>0</b>
620-7980-4000-00	Regular Employees	General	483,101	504,689	511,867	468,284		
620-7980-4030-00	Temporary Employees	General	572	0	30,000	30,000		
620-7980-4050-00	Overtime	General	1,845	550	2,000	2,000		
620-7980-4090-00	Compensated Absences	General	6,021	0	0	0		
620-7980-4500-00	PERS	General	134,083	140,468	170,518	152,073		
620-7980-4510-00	Social Security	General	37,061	38,554	41,606	38,272		
620-7980-4520-00	Workers' Compensation	General	1,699	3,778	4,079	3,752		
620-7980-4520-01	Workers' Compensation	Workers Comp Claims	375	1,377	0	0		
620-7980-4530-00	Medical and Dental Insurance	General	174,818	180,180	184,800	168,000		
620-7980-4540-00	Unemployment	General	1,449	1,516	2,719	2,501		
<b>Total Personnel Services</b>			<b>841,024</b>	<b>871,112</b>	<b>947,589</b>	<b>864,882</b>	<b>0</b>	<b>0</b>
620-7990-5030-00	Physician Services	General	650	440	1,000	1,000		
620-7990-5099-00	Other Professional Services	General	634	781	1,000	1,000		
620-7990-5190-00	Equipment Technician Services	General	119,125	132,303	115,000	125,350		
620-7990-5199-00	Other Technical Services	General	186	116	1,000	1,000		
620-7990-6060-00	Tools	General	7,342	10,064	10,000	10,000		
620-7990-6065-01	Fuel and Oil	Gas	413,792	436,963	600,000	600,000		
620-7990-6065-02	Fuel and Oil	Diesel	275,574	317,833	500,000	500,000		
620-7990-6065-50	Fuel and Oil	Lubricants and Oil	25,637	27,501	30,000	30,000		
620-7990-6065-60	Fuel and Oil	EPA Required Disposal	1,320	1,996	1,000	1,000		
620-7990-6075-00	Parts & Replacements	General	68,573	107,397	80,000	87,200		
620-7990-6110-00	Safety Supplies	General	821	0	1,000	1,000		
620-7990-6290-00	Software Purchases	General	240	398	1,000	1,000		

Douglas County, Oregon  
Fleet Management Fund

Fund Detail

			Actual	Actual	Revised	Proposed	Approved	Adopted
			FY 15-16	FY 16-17	Budget	FY 18-19	FY 18-19	FY 18-19
					FY 17-18			
620-7990-6290-10	Software Purchases	Software Updates/Maint	9,487	9,486	20,000	20,000		
620-7990-6295-00	Equipment-Noninventory	General	826	973	1,000	1,000		
620-7990-6299-00	Other Materials and Supplies	General	13,113	16,337	15,000	15,000		
620-7990-6510-20	Equip/Vehicle Main & Repair	Tires	150,611	123,116	170,000	170,000		
620-7990-6510-21	Equip/Vehicle Main & Repair	Vehicle Parts	410,475	460,080	410,000	373,100		
620-7990-6510-33	Equip/Vehicle Main & Repair	Fuel System Repairs	356	6,743	1,000	1,000		
620-7990-6550-00	Building and Grounds Main	General	2,719	376	15,000	15,000		
620-7990-6550-10	Building and Grounds Main	Structural M&R	1,891	31	5,000	5,000		
620-7990-6680-01	Communication	Telephone	2,861	3,570	3,000	3,000		
620-7990-6680-03	Communication	Remote Communications	2,829	2,857	3,000	3,000		
620-7990-6685-00	Utilities	General	5,211	5,681	1,500	1,500		
620-7990-6685-01	Utilities	Electric	35,971	39,073	35,000	35,000		
620-7990-6685-03	Utilities	Water and Sewer	5,972	7,189	6,000	6,000		
620-7990-6720-01	Fire/Liability Insurance	Liability Ins Interdept Charges	800	4,000	3,800	5,500		
620-7990-6800-00	Laundry and Dry Cleaning	General	6,364	7,419	7,000	7,000		
620-7990-6850-00	License and Permit Fees	General	1,673	1,544	2,000	2,000		
620-7990-6850-90	License and Permit Fees	Fleet Vehicle Licenses	682	351	1,000	1,000		
620-7990-7400-00	Office Supplies and Expenses	General	1,616	1,323	2,500	2,500		
620-7990-7410-00	Postage	General	281	211	500	500		
620-7990-7560-00	Conventions, Schools, Seminars	General	80	750	1,000	1,000		
620-7990-7580-00	Dues and Memberships	General	40	40	0	0		
620-7990-7800-00	Legal Publication and Printing	General	1,002	1,156	1,500	1,500		
620-7990-7850-00	Pre-employment Testing	General	0	0	500	500		
<b>Total Materials and Services</b>			<b>1,568,754</b>	<b>1,728,098</b>	<b>2,046,300</b>	<b>2,028,650</b>	<b>0</b>	<b>0</b>
620-8000-8300-00	Vehicles and Heavy Equipment	General	405,641	372,396	418,200	430,876		
<b>Total Capital Outlay</b>			<b>405,641</b>	<b>372,396</b>	<b>418,200</b>	<b>430,876</b>	<b>0</b>	<b>0</b>
620-9490-9490-00	Operating Contingency	General	0	0	200,000	200,000		
<b>Total Expenditures</b>			<b>2,815,419</b>	<b>2,971,606</b>	<b>3,612,089</b>	<b>3,524,408</b>	<b>0</b>	<b>0</b>

Douglas County, Oregon  
Fleet Management Fund

PERSONNEL SERVICES					
	Actual	Actual	Revised	Budget	
	FTE	FTE	FTE	FY 18-19	
	<u>FY 15-16</u>	<u>FY 16-17</u>	<u>FY 17-18</u>	<u>FTE</u>	<u>Amount</u>
Fleet Services Manager				1.00	66,116
Fleet Maintenance Supervisor	1.00	1.00	1.00		
Mechanic Leadworker	1.00	1.00	1.00	1.00	43,576
Mechanic	6.00	6.00	6.00	5.00	236,542
Fleet Srvcs Purchasing Coordinator	1.00	1.00	1.00	1.00	49,858
Fleet Services Specialist				1.00	35,221
Fleet Services Assistant	1.00	1.00	1.00		
Administrative Assistant	1.00	1.00	1.00	1.00	36,971
Total Regular	<u>11.00</u>	<u>11.00</u>	<u>11.00</u>	<u>10.00</u>	<u>468,284</u>
Temporary					30,000
Overtime					2,000
PERS		26.55%,38.18%			152,073
Social Security		7.65%			38,272
Worker's Compensation		0.75%			3,752
Unemployment		0.50%			2,501
Medical & Dental Insurance		\$1,400/mo			<u>168,000</u>
Total Personnel Services					<u><u>864,882</u></u>