

Douglas County, Oregon
FY 2019-20

COMBINED SUMMARY OF BUDGETED RESOURCES AND REQUIREMENTS			
	Revised Budget FY 18-19	Adopted Budget FY 19-20	Increase/ (Decrease)
BEGINNING FUND BALANCES	118,893,740	130,115,000	11,221,260
<u>Revenues:</u>			
Timber Receipts/Safety Net Receipts:			
Safety Net Title I / O & C Receipts	7,537,662	4,500,000	(3,037,662)
Safety Net Title I / Federal Forest Receipts	6,238,891	826,667	(5,412,224)
Safety Net Title III - O&C/Federal Forest	1,134,540		(1,134,540)
Safety Net Title II (remains at federal level)	1,296,617		(1,296,617)
	16,207,710	5,326,667	(10,881,043)
Grants and Other Intergovernmental	38,325,609	42,883,519	4,557,910
Property Taxes	9,100,000	10,100,000	1,000,000
Interest	1,236,023	1,485,371	249,348
Outside Service Charges, Rents, Fees and Other	28,032,880	30,338,271	2,305,391
Interfund Service Charges and Reimbursements	14,545,834	14,699,549	153,715
Interfund Transfers and Loans	11,888,351	21,250,200	9,361,849
<i>Total Revenues</i>	119,336,407	126,083,577	6,747,170
TOTAL RESOURCES	238,230,147	256,198,577	17,968,430
<u>Expenditures:</u>			
Personnel Services	53,138,101	54,252,507	1,114,406
Materials and Services:			
County Operations	60,676,417	52,818,328	(7,858,089)
Safety Net Title II (remains at federal level)	1,296,617		(1,296,617)
Capital Outlay	15,777,093	31,350,276	15,573,183
Operating Contingency	2,143,702	3,860,000	1,716,298
Interfund Transfers and Loans	11,888,351	21,250,200	9,361,849
All Other	1,149,104	1,250,756	101,652
<i>Total Expenditures</i>	146,069,385	164,782,067	18,712,682
ENDING FUND BALANCES	92,160,762	91,416,510	(744,252)
TOTAL REQUIREMENTS	238,230,147	256,198,577	17,968,430
CHANGE IN FUND BALANCES	(26,732,978)	(38,698,490)	(11,965,512)
FTE	541.12	524.12	(17.00)

7/24/2019

Douglas County, Oregon
SUMMARY OF RESOURCES - ALL FUNDS
 FY 2019-20 Budget

Fund	Timber Receipts	Other Intergovernmental	Property Taxes	Interest	All Other Revenue	Interfund Activity			Beginning Fund Balance	Total Resources
						Interdept Charges	Transfers	Subtotal		
100 General Fund	4,500,000	4,665,551	10,100,000	450,000	12,997,215		1,982,996	34,695,762	49,800,000	84,495,762
220 Public Safety		5,592,411		5,500	3,075,372		15,475,908	24,149,191	870,000	25,019,191
207 Health & Soc Services		3,158,897			58,290		874,970	4,092,157		4,092,157
201 Public Works	620,000	20,998,799		528,000	49,000		2,600,000	24,795,799	44,800,000	69,595,799
205 County Fair Board		53,166		95	2,138,502		10,000	2,201,763		2,201,763
208 County Forest Mgm't				65,376	1,032,804		60,000	1,158,180	6,200,000	7,358,180
206 County Schools	206,667	320,000		1,000	1,000			528,667		528,667
202 Dog Control					82,000		175,335	257,335		257,335
250 Predator Damage Control					30,000		70,991	100,991		100,991
214 Drug Abuse Prevention		100,000						100,000		100,000
212 Industrial Develop		340,000		15,000				355,000	1,800,000	2,155,000
203 Law Library				400	104,488			104,888	190,000	294,888
216 Title III		6,806,545		85,000				6,891,545	2,300,000	9,191,545
215 Water Resource Dev		104,000		45,000	800,000			949,000	2,250,000	3,199,000
302 Capital Projects				45,000				45,000	3,100,000	3,145,000
501 Salmon Harbor		744,150		50,000	2,400,600		0	3,194,750	3,750,000	6,944,750
540 Solid Waste				100,000	6,863,000			6,963,000	7,500,000	14,463,000
600 Employee Benefit Trust				85,000	700,000	11,486,549		12,271,549	6,605,000	18,876,549
620 Fleet Management				10,000	6,000	3,213,000		3,229,000	950,000	4,179,000
	<u>5,326,667</u>	<u>42,883,519</u>	<u>10,100,000</u>	<u>1,485,371</u>	<u>30,338,271</u>	<u>14,699,549</u>	<u>21,250,200</u>	<u>126,083,577</u>	<u>130,115,000</u>	<u>256,198,577</u>

Less:

Interfund Activity	(35,949,749)
Current Year Revenues for Graph	<u>90,133,828</u>

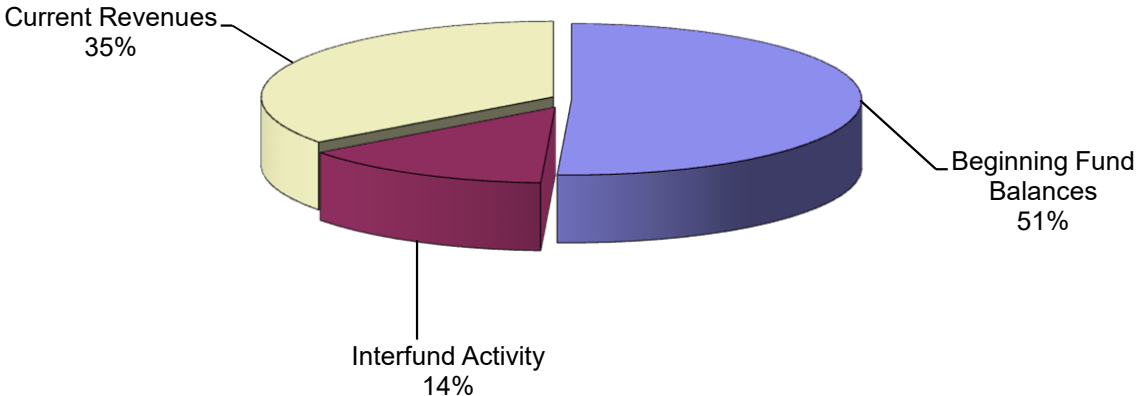
Douglas County, Oregon
SUMMARY OF REQUIREMENTS - ALL FUNDS
 FY 2019-20 Budget

Fund	Personnel Services	Materials and Services	Capital Outlay	Other*	Interfund Activity		Total Expenditures	Ending Fund Balance	Total Requirements	
					Contingency	Transfers				
100	General Fund	21,538,204	5,517,512	3,051,790	1,000,000	2,000,000	9,993,925	43,101,431	41,394,331	84,495,762
220	Public Safety	18,869,340	5,193,944	153,190				24,216,474	802,717	25,019,191
207	Health & Soc Services	1,065,607	2,930,554				95,996	4,092,157		4,092,157
201	Public Works	5,922,638	8,123,412	18,018,522		1,550,000	7,521,872	41,136,444	28,459,355	69,595,799
205	County Fair Board	1,004,728	1,191,835	5,200				2,201,763		2,201,763
208	County Forest Mgm't	295,002	416,550	3,000,000		10,000	41,000	3,762,552	3,595,628	7,358,180
206	County Schools		528,667					528,667		528,667
202	Dog Control	104,440	152,895					257,335		257,335
250	Predator Damage Control		100,991					100,991		100,991
214	Drug Abuse Prevention		100,000					100,000		100,000
212	Industrial Development		721,500	200,000	250,756		10,000	1,182,256	972,744	2,155,000
203	Law Library	25,942	59,150					85,092	209,796	294,888
216	Title III		6,366,545				2,825,000	9,191,545		9,191,545
215	Water Resource Dev	488,715	448,526	16,850		100,000	65,000	1,119,091	2,079,909	3,199,000
302	Capital Projects	10,000	1,090,000	2,045,000				3,145,000		3,145,000
501	Salmon Harbor	1,134,251	1,694,538	2,699,424			156,000	5,684,213	1,260,537	6,944,750
540	Solid Waste	2,892,355	2,514,959	1,505,000			541,407	7,453,721	7,009,279	14,463,000
600	Employee Benefit Trust	46,339	13,800,000					13,846,339	5,030,210	18,876,549
620	Fleet Management	854,946	1,866,750	655,300		200,000		3,576,996	602,004	4,179,000
		<u>54,252,507</u>	<u>52,818,328</u>	<u>31,350,276</u>	<u>1,250,756</u>	<u>3,860,000</u>	<u>21,250,200</u>	<u>164,782,067</u>	<u>91,416,510</u>	<u>256,198,577</u>
Less:										
Interfund Activity										(35,949,749)
Current Expenditures for Graph										<u>128,832,318</u>

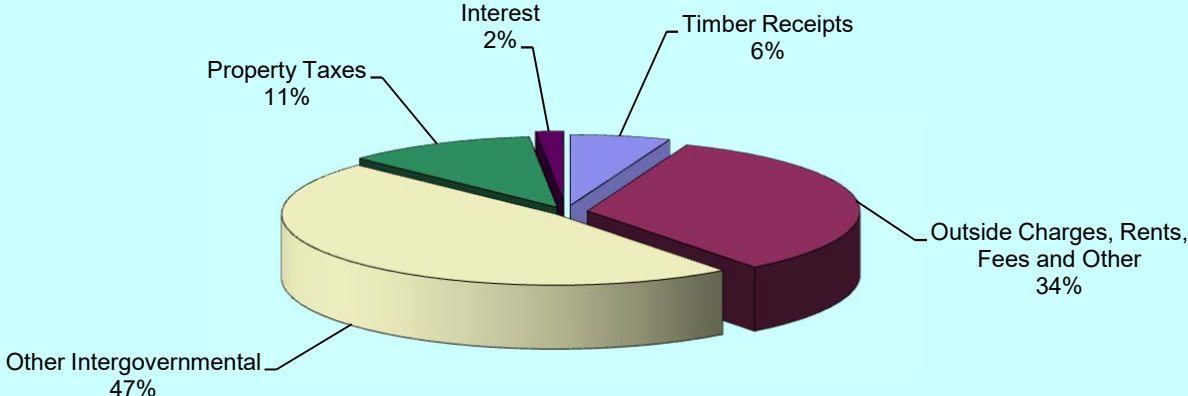
* Other Requirements are Debt Service and Additions to Notes Receivable.

BUDGETED RESOURCES - ALL FUNDS
FY 2019-20

TOTAL BUDGETED RESOURCES \$256,198,577

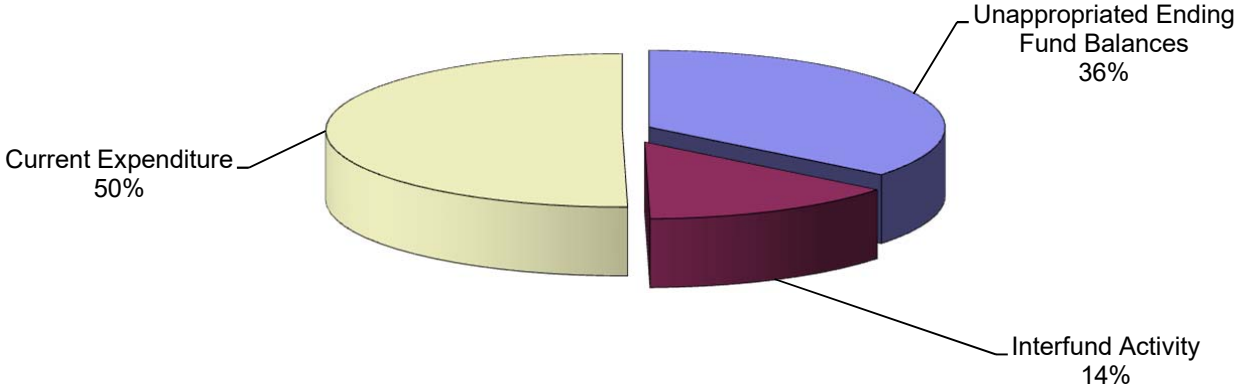


CURRENT REVENUES - \$90,133,828

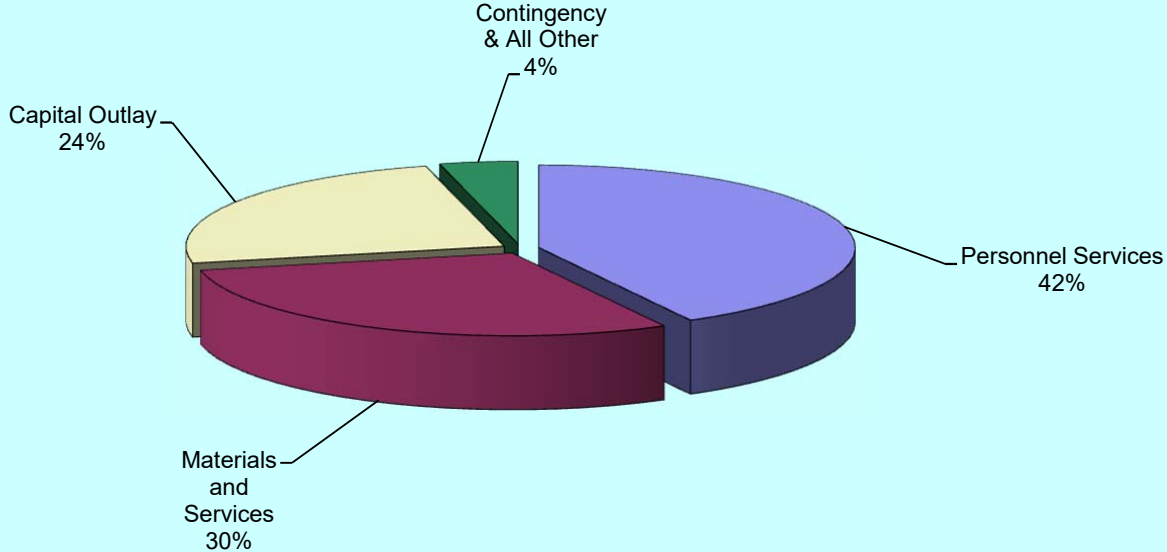


BUDGETED REQUIREMENTS - ALL FUNDS
FY 2019-20

TOTAL BUDGETED REQUIREMENTS \$256,198,577



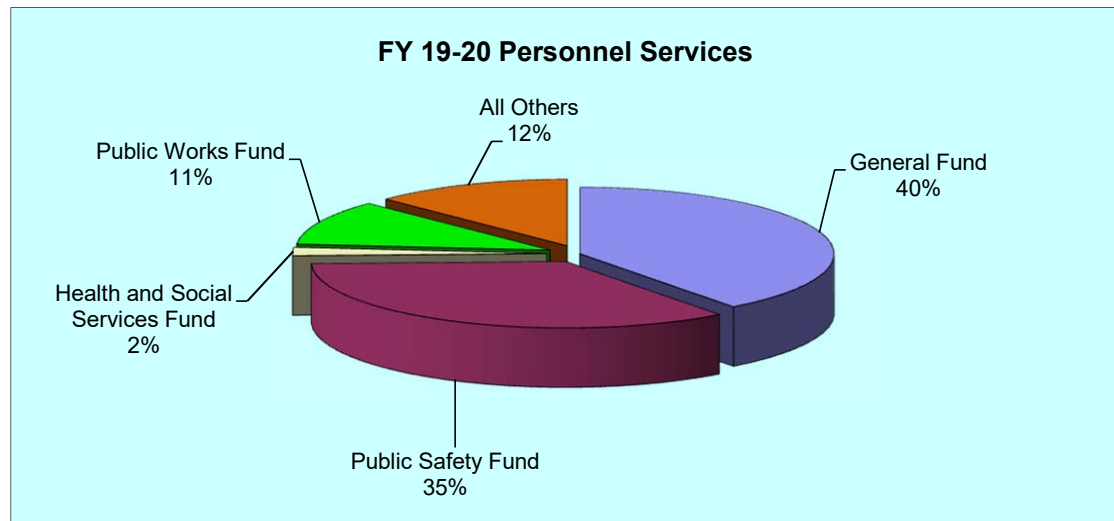
CURRENT EXPENDITURES \$128,832,318



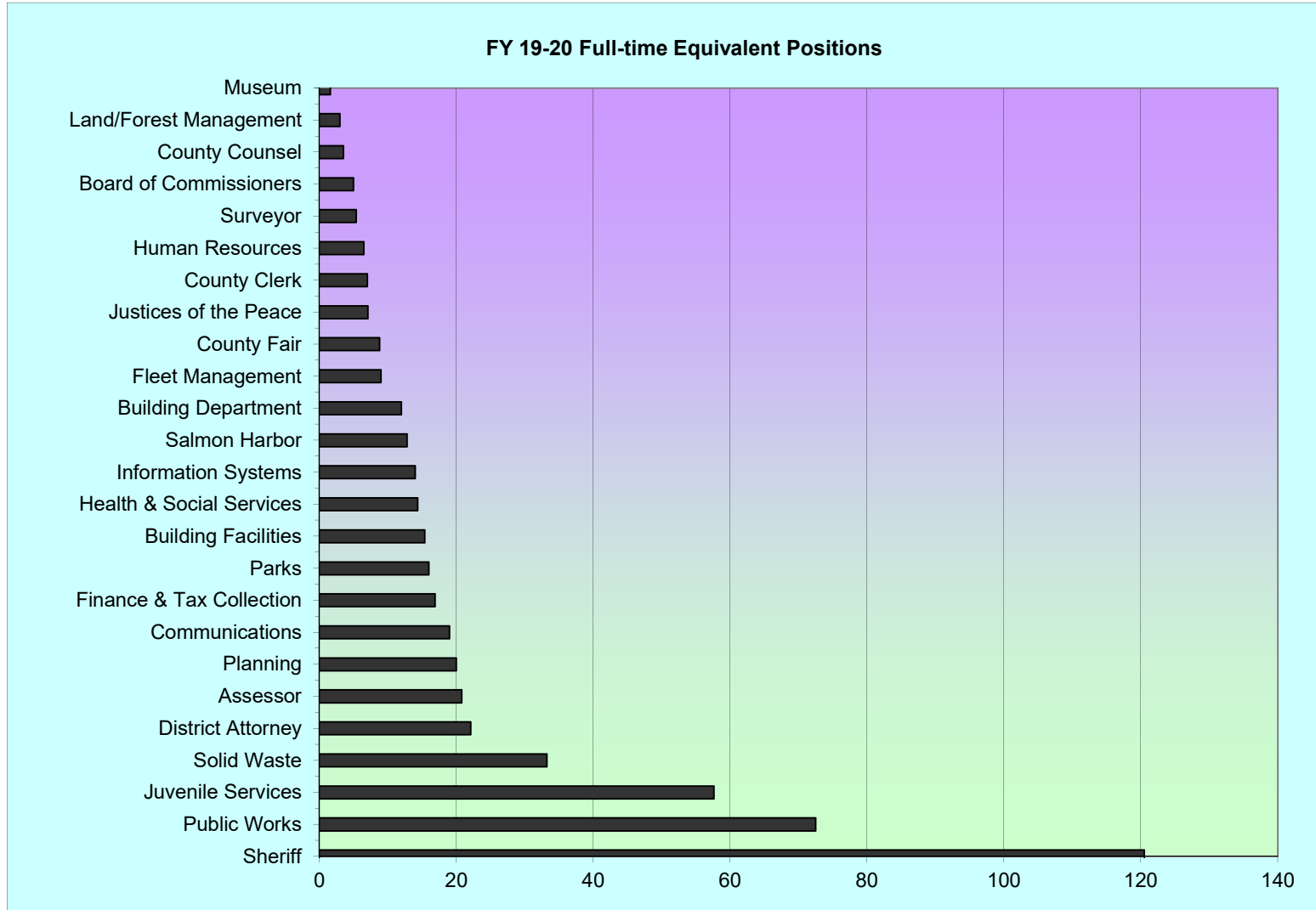
Douglas County, Oregon
PERSONNEL SERVICES
FY 2019-20

Fund Name	Revised Budget	Adopted Budget	Change	
	FY 18-19	FY 19-20	Amount	Percent
General Fund	\$20,546,316	\$21,538,204	\$991,888	4.83%
Public Safety Fund	19,547,363	18,869,340	(678,023)	-3.47%
Health and Social Services Fund	1,024,951	1,065,607	40,656	3.97%
Public Works Fund	5,577,193	5,922,638	345,445	6.19%
County Fair Board Fund	971,651	1,004,728	33,077	3.40%
County Forest Management Fund	291,759	295,002	3,243	1.11%
Dog Control Fund	111,285	104,440	(6,845)	-6.15%
Law Library Fund	27,259	25,942	(1,317)	-4.83%
Water Resource Development Fund	585,700	488,715	(96,985)	-16.56%
Capital Projects Fund	10,000	10,000	0	0.00%
Salmon Harbor Fund	972,880	1,134,251	161,371	16.59%
Solid Waste Fund	2,537,876	2,892,355	354,479	13.97%
Employee Benefit Trust Fund	68,986	46,339	(22,647)	-32.83%
Fleet Management Fund	864,882	854,946	(9,936)	-1.15%
TOTAL - ALL FUNDS	\$53,138,101	\$54,252,507	\$1,114,406	2.10%

Full-time Equivalent Positions			
Revised Budget	Adopted Budget	Change	
		FY 18-19	FY 19-20
235.42	227.22	(8.20)	-3.48%
157.95	147.95	(10.00)	-6.33%
14.15	14.35	0.20	1.41%
59.75	60.50	0.75	1.26%
9.60	8.80	(0.80)	-8.33%
3.00	3.00	0.00	0.00%
1.00	1.00	0.00	0.00%
0.50	0.50	0.00	0.00%
6.00	5.25	(0.75)	-12.50%
12.00	12.80	0.80	6.67%
31.25	33.25	2.00	6.40%
0.50	0.50	0.00	0.00%
10.00	9.00	(1.00)	-10.00%
541.12	524.12	(17.00)	-3.14%



Douglas County, Oregon
 FULL-TIME EQUIVALENT POSITIONS
 FY 2019-20 Budget



	Actual						Budget	
	12-13	13-14	14-15	15-16	16-17	17-18	18-19	19-20
Budgeted Full-time Equivalent Positions	701.60	715.20	599.18	578.38	553.28	532.23	541.12	524.12