

**FISCAL 2020-21
ANNUAL BUDGET**




TABLE OF CONTENTS

	<u>Page</u>		<u>Page</u>
GENERAL INFORMATION		GENERAL FUND (continued)	
Budget Committee	i	Building Facilities	15-19
Countywide Organizational Chart	ii	County Clerk	20-24
Budget Calendar	iii	County Counsel	25-28
Budget Process	iv	District Attorney	29-33
Property Tax Information	v	Emergency Management	34-37
Safety Net Receipts	vi-vii	Financial Services	38-42
SB 916 Disclosure	viii-ix	Human Resources	43-46
Board Order Changes to Approved Budget	x-xi	Information Technology	47-50
Order to Adopt, Appropriate and Levy Tax	xii-xvi	South Douglas Justice Court District	51-54
Budget Publications	xvii-xix	Justice of the Peace - Reedsport	55-59
		Juvenile Services	60-65
		Museum	66-70
SUMMARIES		Nondepartmental	71-72
County Comparative Summary	xx	Parks	73-79
Resources and Requirements Summary - All Funds	xxi-xxii	Planning	80-84
Charts - Resources and Requirements	xxiii-xxiv	Surveyor	85-89
Personnel Services Schedule	xxv	Assessor	90-94
Full-time Equivalent Positions Schedule	xxvi	Tax Collection	95-98
		Operating Contingency	99
GENERAL FUND		Nondepartmental Transfers Out	100
Summary Information	1-3	Additions to Notes Receivable	101
Undesignated Revenues	4-5	Transportation Services (history)	102-103
Board of Commissioners	6-9	Justice of the Peace - Glendale (history)	104
Building Department	10-14		

TABLE OF CONTENTS

	<u>Page</u>		<u>Page</u>
PUBLIC SAFETY FUND		OTHER FUNDS	
Summary Information	105-107	Special Revenue Funds	
Sheriff Enforcement and Corrections	108-112	County Fair Board Fund	175-180
.....Enforcement Detailed Expenditures	113-116	County Forest Management Fund	181-185
.....Corrections Detailed Expenditures	117-120	County Schools Fund	186-187
Work Crew	121-125	Dog Control Fund	188-191
Douglas Interagency Narcotics Team (DINT)	126-130	Predator Damage Control District Fund	192-193
Communications 911 and Dispatch	131-135	Drug Abuse Prevention Fund	194-195
Radio System	136-140	Industrial Development Fund	196-197
HEALTH AND SOCIAL SERVICES FUND		Law Library Fund	198-200
Summary Information	141-142	Salmon Habitat Improvement Fund	201-202
Public Health	143-147	Title III Fund	203-204
Veteran Services	148-152	Water Resource Development Fund	205
Senior Services	153-158Operations/Galesville	206-209
Administrative Services	159-160Watermaster	210-212
PUBLIC WORKS FUND		Capital Projects Fund	
Summary Information	161-162	Capital Projects Fund	213-214
Revenue Detail	163	Enterprise Funds	
Administration	164-166	Salmon Harbor Fund	215-220
Engineering	167-170	Solid Waste Fund	221-226
Highway Operations	171-174	Internal Service Funds	
		Employee Benefit Trust Fund	227-230
		Fleet Management Fund	231-235
		MISCELLANEOUS	
		Compensation Plan	236-243

DOUGLAS COUNTY, OREGON
2020-21 BUDGET

1036 S.E. Douglas Ave., Roseburg, Oregon 97470

Telephone: (541) 672-3311

www.co.douglas.or.us

DOUGLAS COUNTY BUDGET COMMITTEE

CITIZEN MEMBERS

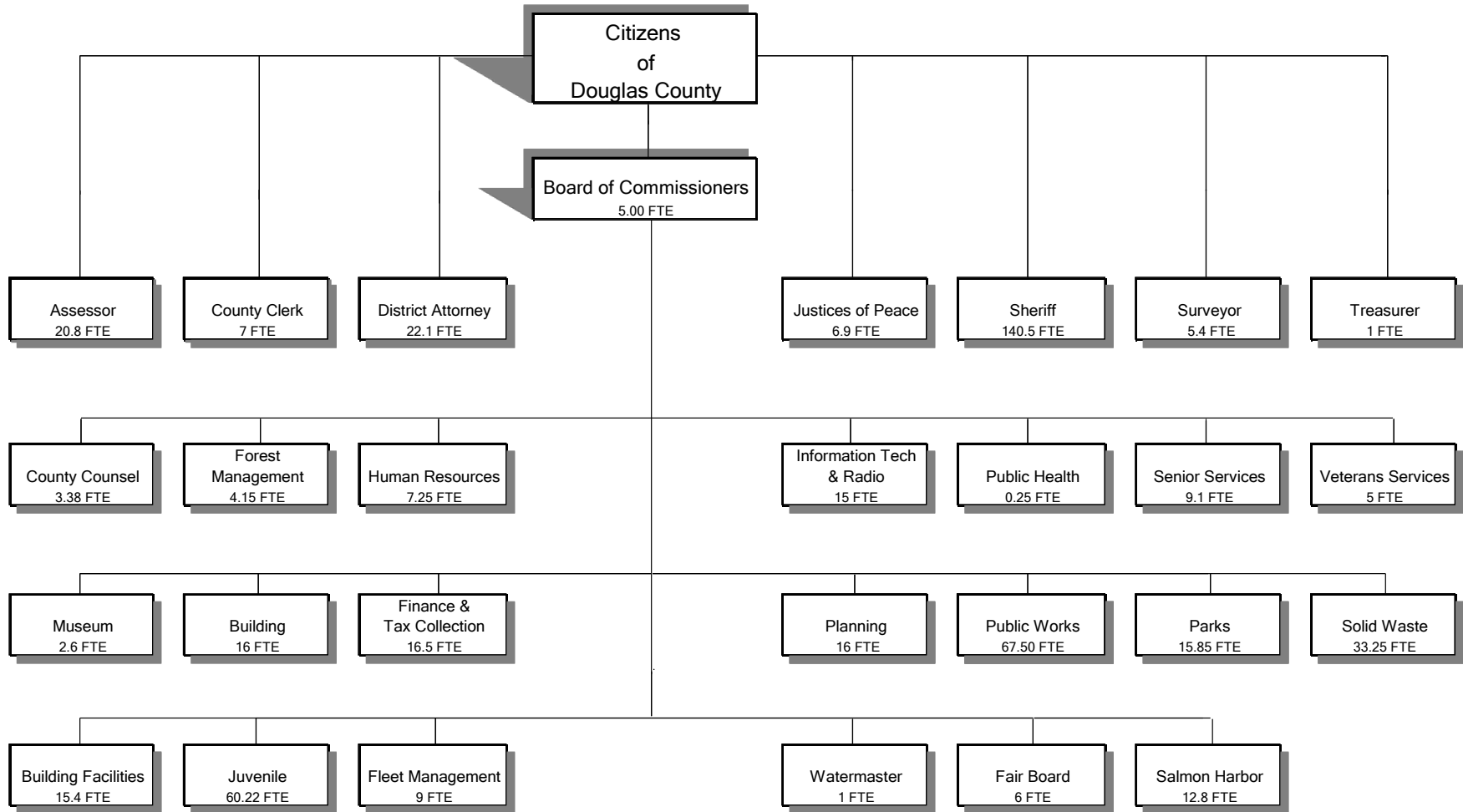
Thomas Nelson	June 30, 2020
Jeffrey Johnson	June 30, 2021
Katharine Jones	June 30, 2022

BOARD OF COMMISSIONERS

Telephone: (541) 440-4201

Tim Freeman	December 31, 2022
Chris Boice	December 31, 2022
Tom Kress	December 31, 2022

**DOUGLAS COUNTY, OREGON
ORGANIZATION CHART**



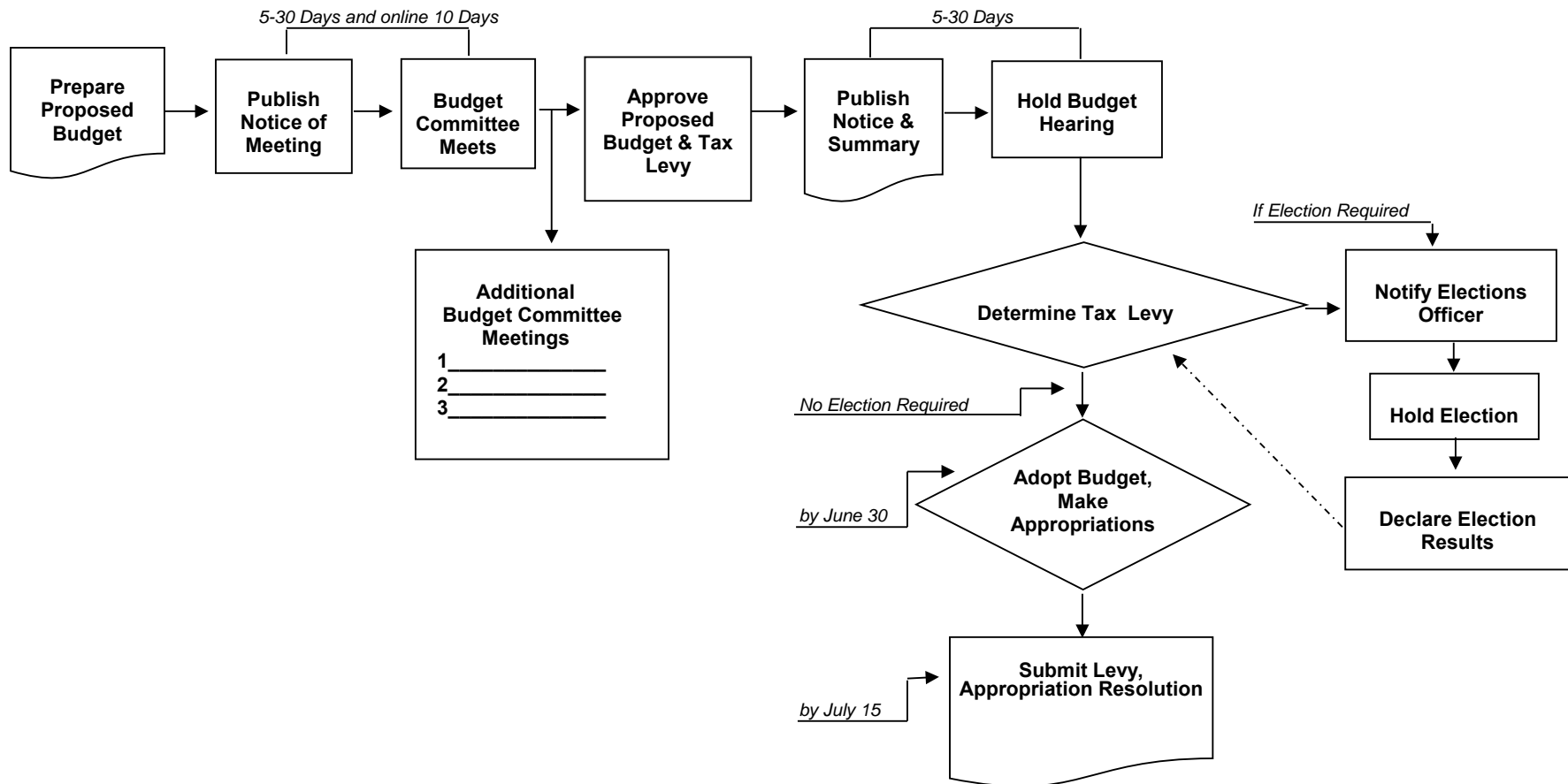
Total 2020-21 FTE 524.95

Douglas County, Oregon
FY 2020-21 Budget

BUDGET CALENDAR

<u>Event</u>	<u>Date</u>
Board of Commissioners meet with Department Heads	<i>March 16 & 17, 2020</i>
Departments' proposed budget worksheets back to Management & Finance	<i>March 24, 2020</i>
Publish 1st notice of Budget Committee meetings on County website	<i>May 18, 2020</i>
Proposed budget to Budget Committee	<i>May 21, 2020</i>
Budget Committee meetings	<i>May 28 & 29, 2020</i>
Publish notice of budget hearing and budget summary	<i>June 10, 2020</i>
Board of Commissioners holds public hearing	<i>June 17, 2020</i>
Board of Commissioners adopts budget, makes appropriations and levies taxes	<i>June 24, 2020</i>
Budget document to Assessor's Office	<i>July 15, 2020</i>

THE ANNUAL BUDGET PROCESS



**DOUGLAS COUNTY
PROPERTY TAX INFORMATION
FY 2020-21 BUDGET**

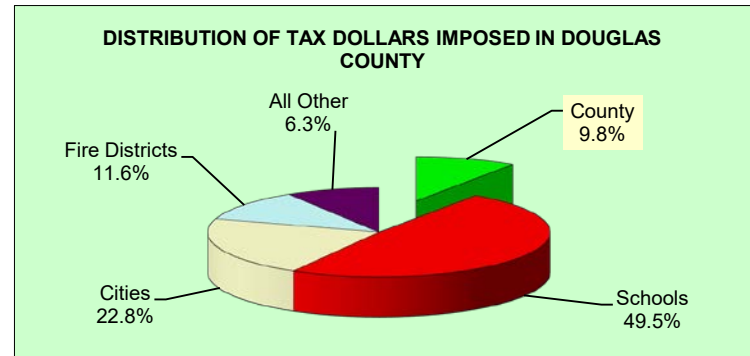
Douglas County was established on January 7, 1852. It encompasses 5,071 square miles and extends from the Pacific Ocean to the Cascade Range. The entire watershed of the Umpqua River lies within the County's boundaries.

ZONING/LAND OWNERSHIP		
	% of Total	Total Acres
Rural Residential	3.75%	121,054
Residential	0.53%	17,052
Commercial	0.21%	6,829
Industrial	0.19%	6,216
Farm Use - Exclusive	5.94%	191,623
Farm Use - Not Zoned Exclusive	6.52%	210,538
Special Resource Id	0.10%	3,183
Private Recreation Land	0.05%	1,573
American Indian	0.15%	4,849
Private Forest Lands	28.55%	921,315
Federally Owned Lands	51.83%	1,672,560
State Owned Lands	1.42%	45,822
County Owned	0.32%	10,239
City Owned	0.13%	4,277
Exempt Lands	0.31%	10,012
	100.00%	3,227,142

Assessed Property Values and Property Tax Levies			
Fiscal Year	Assessed Value	Rate Per \$1,000	Net Levy
2019-20	\$9,736,829,867	1.11	\$10,898,727
2018-19	9,514,316,985	1.11	10,386,603
2017-18	8,876,755,813	1.11	9,825,286
2016-17	8,615,186,223	1.11	9,562,723
2015-16	8,404,223,928	1.11	9,296,767
2014-15	8,157,038,308	1.11	9,413,171
2013-14	7,917,224,641	1.11	9,102,004
2012-13	7,715,156,674	1.11	8,871,490
2011-12	7,514,159,463	1.11	8,541,149
2010-11	7,322,895,446	1.11	8,332,837
2009-10	7,193,306,859	1.11	8,192,444
2008-09	7,017,954,256	1.11	8,010,480
2007-08	6,702,926,718	1.11	7,651,598
2006-07	6,350,425,108	1.11	7,214,139

DOUGLAS COUNTY'S PERMANENT TAX RATE
AUTHORITY BEGINNING FISCAL 1997-98 (RESULT OF
MEASURE #50) \$1.1124

PERCENT OF TOTAL TAXES IMPOSED IN DOUGLAS
COUNTY GOING TO DOUGLAS COUNTY 9.8%



Source: Douglas County Assessor's Department

Douglas County, Oregon
Timber Receipts/Safety Net Receipts
 2020-21 Budget

Year	TITLE I					TITLE III**			TITLE II***			TOTAL
	O & C Receipts	U. S. Forest Service Receipts				O & C Receipts	U. S. Forest Service Receipts	Total Title III	O & C Receipts	U. S. Forest Service Receipts	Total Title II	Title I, II & III
	General County	Public Works	County Schools	Total U.S. Forest Service	Total Title I							
FY 20-21	\$6,723,051	\$4,144,120	\$1,381,373	\$5,525,493	\$12,248,544	\$553,663	\$457,041	\$1,010,704	\$632,758	\$522,334	\$1,155,092	\$14,414,340
<u>HISTORY of ACTUAL</u>												
FY 19-20 ⁹	\$7,076,895	\$4,381,414	\$1,460,471	\$5,841,885	\$12,918,780	\$582,803	\$481,096	\$1,063,899	\$666,061	\$549,825	\$1,215,886	\$15,198,565
FY 18-19	7,416,689	4,591,823	1,530,607	6,122,430	13,539,119	610,786	504,200	1,114,986	698,041	576,229	1,274,270	15,928,375
FY 17-18 ⁸	3,992,639	3,986,134	1,328,711	5,314,845	9,307,484	328,806	534,160	862,966	375,778	610,468	986,246	11,156,696
FY 17-18	4,903,366	878,534	292,845	1,171,379	6,074,745			0			0	6,074,745
Total FY18	8,896,005	4,864,668	1,621,556	6,486,224	15,382,229	328,806	534,160	862,966	375,778	610,468	986,246	17,231,441
FY 16-17 ⁷	4,710,009	769,272	256,424	1,025,696	5,735,705			0			0	5,735,705
FY 15-16	8,351,981	5,184,674	1,728,225	6,912,899	15,264,880	687,810	569,298	1,257,108	786,069	650,626	1,436,695	17,958,683
FY 14-15 ⁶	4,368,552	4,869,245	1,623,082	6,492,327	10,860,879	731,100	605,102	1,336,202	835,542	691,545	1,527,087	13,724,168
FY 14-15 ⁵	4,509,086	641,504	213,834	855,338	5,364,424			0			0	5,364,424
Total FY15	8,877,638	5,510,749	1,836,916	7,347,665	16,225,303	731,100	605,102	1,336,202	835,542	691,545	1,527,087	19,088,592
FY 13-14 ⁴	9,527,620	5,913,815	1,971,271	7,885,086	17,412,706	784,627	649,360	1,433,987	896,717	742,126	1,638,843	20,485,536
FY 12-13 ³	9,071,440	5,957,058	1,985,686	7,942,744	17,014,184	747,060	654,108	1,401,168	853,783	747,552	1,601,335	20,016,687
FY 11-12	9,153,203	5,702,510	1,900,837	7,603,347	16,756,550	753,793	626,158	1,379,951	861,478	715,609	1,577,087	19,713,588
FY 10-11	18,044,888	10,546,146	3,515,382	14,061,528	32,106,416	1,486,049	1,158,008	2,644,057	1,698,343	1,323,438	3,021,781	37,772,254
FY 09-10	20,022,409	11,701,888	3,900,630	15,602,518	35,624,927	1,648,904	1,284,913	2,933,817	1,884,463	1,468,472	3,352,935	41,911,679
FY 08-09 ²	22,247,121	13,002,099	4,334,032	17,336,131	39,583,252	1,832,116	1,427,681	3,259,797	2,093,847	1,631,636	3,725,483	46,568,532
FY 07-08	24,668,294	14,417,126	4,805,709	19,222,835	43,891,129	1,523,630	1,424,751	2,948,381	2,829,598	1,967,514	4,797,112	51,636,622
FY 06-07	24,719,024	14,446,775	4,815,592	19,262,367	43,981,391	1,090,545	1,087,757	2,178,302	3,271,636	2,311,484	5,583,120	51,742,813
FY 05-06	24,474,281	14,303,738	4,767,913	19,071,651	43,545,932	1,079,748	1,076,987	2,156,735	3,239,243	2,288,598	5,527,841	51,230,508
FY 04-05	23,924,028	13,982,148	4,660,716	18,642,864	42,566,892	1,055,472	1,052,773	2,108,245	3,166,415	2,237,143	5,403,558	50,078,695
FY 03-04	23,617,007	13,802,713	4,600,904	18,403,617	42,020,624	1,041,927	1,039,263	2,081,190	3,125,780	2,208,434	5,334,214	49,436,028
FY 02-03	23,336,963	13,639,045	4,546,348	18,185,393	41,522,356	1,029,572	1,026,940	2,056,512	3,088,716	2,182,247	5,270,963	48,849,831
FY 01-02 ¹	23,151,749	13,530,798	4,510,266	18,041,064	41,192,813	1,021,401	1,018,789	2,040,190	3,064,202	2,164,926	5,229,128	48,462,131
FY 00-01	15,517,128	9,429,027	3,143,009	12,572,036	28,089,164			0			0	28,089,164
FY 99-00	16,211,925	9,841,634	3,280,544	13,122,178	29,334,103			0			0	29,334,103
FY 98-99	16,906,721	10,270,151	3,423,384	13,693,535	30,600,256			0			0	30,600,256
FY 97-98	17,601,518	10,703,471	3,567,824	14,271,295	31,872,813			0			0	31,872,813
FY 96-97	18,296,315	11,130,658	3,710,219	14,840,877	33,137,192			0			0	33,137,192

Douglas County, Oregon
Timber Receipts/Safety Net Receipts
 2020-21 Budget

Year	TITLE I					TITLE III**			TITLE II***			TOTAL
	O & C Receipts	U. S. Forest Service Receipts				O & C Receipts	U. S. Forest Service Receipts		O & C Receipts	U. S. Forest Service Receipts		Title I, II & III
	General County	Public Works	County Schools	Total U.S. Forest Service	Total Title I		Total Title III	Total Title II				
FY 95-96	18,991,112	11,558,911	3,852,970	15,411,881	34,402,993			0			0	34,402,993
FY 94-95*	19,685,908	11,966,889	3,988,963	15,955,852	35,641,760			0			0	35,641,760
FY 93-94	19,685,908	11,961,548	3,987,183	15,948,731	35,634,639			0			0	35,634,639
FY 92-93	22,708,308	12,632,835	4,210,945	16,843,780	39,552,088			0			0	39,552,088
FY 91-92	24,199,030	14,184,947	4,728,316	18,913,263	43,112,293			0			0	43,112,293
FY 90-91	25,858,768	18,242,474	6,080,825	24,323,299	50,182,067			0			0	50,182,067
FY 89-90	27,532,729	17,122,261	5,707,420	22,829,681	50,362,410			0			0	50,362,410
FY 88-89	27,271,936	12,079,638	4,026,546	16,106,184	43,378,120			0			0	43,378,120

* The County received the first federal safety net funding in lieu of timber receipts beginning in FY95. ¹In FY02 the funding was renewed through FY07 and then extended another year through FY08. ²October, 2008, P.L. 110-343 passed and provides funding at a reduced level for FY09 through FY12. ³July 2012, P.L. 112-141 passed and provides funding at 95% of the FY12 amount for FY13. ⁴The Helium Stewardship Act of 2013, passed October 2013, and provided a one year funding extension for FY14. ⁵The County received timber receipts February 2015, due to the expiration of the SRS program September 30, 2014. ⁶April 2015, the Medicare Access and CHIP Reauthorization Act of 2015, P.L. 114-10, passed which included a 2-year SRS extension, again at reduced (95%) funding levels. This reauthorization included Title I (less the amount already received for timber receipts), Title II and Title III funding. ⁷In FY17, with no SRS reauthorization, the County received timber receipts. ⁸In FY18, the County initially received a timber receipt payment and then the Consolidated Appropriations Act of 2018 included a 2-year SRS reauthorization, again at reduced (95%) funding levels. ⁹Then in December 2019 the Further Consolidated Appropriations Act of 2020 included a 2-year SRS extension, again at reduced (95%) funding levels.

** Title III funds are safety net funds that come to the County to be spent only on projects that meet criteria specified in the safety net legislation.

*** Title II represents safety net funds left with the federal government to be expended on projects with objectives that will benefit federal lands.

Note: Coos Bay Wagon Road distribution under safety net legislation is not shown in this schedule.

Douglas County, Oregon
SB 916 Disclosure
FY 2020-21 Budget

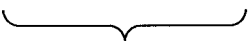
PROGRAM	TOTAL EXPENDITURES	REVENUES					
		GENERAL RESOURCES	OTHER FUNDS	LOTTERY FUNDS	STATE FUNDS	DIRECT FED FUNDS	TOTAL
<u>ASSESSMENT & TAX</u>							
Adopted Budget 2020-21	2,989,071	2,588,771	20,300	0	380,000	0	2,989,071
Adopted Budget 2019-20	3,044,838	2,645,638	19,200	0	380,000	0	3,044,838
Actual 2018-19	2,627,085	2,198,038	33,188	0	395,859	0	2,627,085
Actual 2017-18	2,333,300	1,923,585	20,339	0	389,376	0	2,333,300
<u>DISTRICT ATTORNEY</u>							
Adopted Budget 2020-21	2,359,085	1,880,631	100,000	0	378,454	0	2,359,085
Adopted Budget 2019-20	2,317,003	1,800,169	100,000	0	416,834	0	2,317,003
Actual 2018-19	1,964,807	1,383,559	171,170	0	410,078	0	1,964,807
Actual 2017-18	1,938,714	1,282,050	296,447	0	360,217	0	1,938,714
<u>PUBLIC HEALTH</u>							
Adopted Budget 2020-21	1,183,930	450,000	0	0	733,930	0	1,183,930
Adopted Budget 2019-20	4,532,717	3,000,000	0	0	1,532,717	0	4,532,717
Actual 2018-19	2,006,698	394,044	4,438	0	1,608,216	0	2,006,698
Actual 2017-18	1,907,778	559,878	32	0	1,341,585	6,283	1,907,778
<u>JUVENILE</u>							
Adopted Budget 2020-21	6,085,231	1,022,487	311,457	0	4,706,287	45,000	6,085,231
Adopted Budget 2019-20	6,937,167	1,238,154	267,770	0	5,394,243	37,000	6,937,167
Actual 2018-19	5,384,935	1,498,905	285,194	0	3,576,514	24,322	5,384,935
Actual 2017-18	5,708,762	1,057,541	388,161	0	4,245,152	17,908	5,708,762
<u>VETERANS</u>							
Adopted Budget 2020-21	400,457	250,527	0	0	149,930	0	400,457
Adopted Budget 2019-20	364,854	214,924	0	0	149,930	0	364,854
Actual 2018-19	354,651	197,756	396	0	156,499	0	354,651
Actual 2017-18	304,614	154,151	533	0	149,930	0	304,614
<u>ECONOMIC DEVELOPMENT</u>							
Adopted Budget 2020-21	5,195,328	149,354	4,526,074	200,000	319,900	0	5,195,328
Adopted Budget 2019-20	7,541,143	164,396	6,349,897	340,000	686,850	0	7,541,143
Actual 2018-19	3,792,486	157,749	2,115,361	461,117	1,058,259	0	3,792,486
Actual 2017-18	4,352,145	115,336	3,240,475	408,229	588,105	0	4,352,145

Douglas County, Oregon
 SB 916 Disclosure
 FY 2020-21 Budget

PROGRAM	TOTAL EXPENDITURES	REVENUES					
		GENERAL RESOURCES	OTHER FUNDS	LOTTERY FUNDS	STATE FUNDS	DIRECT FED FUNDS	TOTAL
ROAD							
Adopted Budget 2020-21	36,172,560	0	855,000	0	32,944,920	2,372,640	36,172,560
Adopted Budget 2019-20	41,136,444	0	577,000	0	37,959,444	2,600,000	41,136,444
Actual 2018-19	21,506,284	0	3,749,671	0	17,326,368	430,245	21,506,284
Actual 2017-18	22,096,717	0	1,243,686	0	20,325,014	528,017	22,096,717

BEFORE THE BOARD OF COUNTY COMMISSIONERS OF DOUGLAS COUNTY, OREGON

IN THE MATTER OF ADJUSTING
EXPENDITURES IN THE 2020-21
APPROVED BUDGET FOR
GENERAL FUND, PUBLIC WORKS
FUND, COUNTY FAIR BOARD FUND
SALMON HARBOR FUND AND
FLEET MANAGEMENT FUND



DOUGLAS COUNTY OREGON
FILED

ORDER

JUN 24 2020

DOUGLAS COUNTY CLERK

This matter coming on regularly before the Board of Commissioners on the 24th day of June 2020; and

THE BOARD FINDS:

That the 2020-21 Douglas County budget approved by the Budget Committee on May 29th, 2020 set forth certain resources and appropriations for the General Fund, Public Works Fund, County Fair Board Fund, Salmon Harbor Fund and Fleet Management Fund; and that due to a change in estimates there is a need to make adjustments in certain resources, expenditures and appropriations in these funds.

NOW THEREFORE, IT IS HEREBY RESOLVED:

That the Office of Management and Finance is hereby authorized and directed to:

General Fund

- Decrease Undesignated Beginning Fund Balance \$1,000,000 and decrease Unappropriated Ending Fund Balance in the same amount; and
- Decrease Planning appropriation by \$420,076 and decrease Unappropriated Ending Fund \$3,224; and
- Increase Building Department appropriation by \$423,300; and
- Increase Building Facilities appropriation by \$75,000 and decrease Unappropriated Ending Fund Balance in the same amount; and

Public Works Fund

- Increase Undesignated Beginning Fund Balance by \$675,000, and increase Highway Operations and Maintenance appropriation in the same amount; and

County Fair Board Fund

- Decrease Revenues by \$978,652, and decrease Personnel Services appropriation by \$340,268, and decrease Materials and Services appropriation by \$638,384; and


Salmon Harbor Fund

- Increase Personnel Services appropriation by \$135,760, and decrease Unappropriated Ending Fund Balance in the same amount; and


Fleet Management Fund

- Increase Undesignated Beginning Fund Balance by \$114,000, and increase Capital Outlay in the same amount.


Dated this 24th day of June 2020

REVIEWED AS TO FORM

County Counsel
Date 6/17/2020

BOARD OF COUNTY COMMISSIONERS
OF DOUGLAS COUNTY, OREGON


Chris Boice, Chair


Tom Kres, Commissioner


Tim Freeman, Commissioner

06/24/2020

JUN 24 2020

BEFORE THE BOARD OF COUNTY COMMISSIONERS OF DOUGLAS COUNTY, OREGON

IN THE MATTER OF ADOPTING THE BUDGET AND MAKING APPROPRIATIONS FOR THE FISCAL YEAR
2020-21 AND LEVYING AND CATEGORIZING TAXES FOR THE YEAR BEGINNING JULY 1, 2020

ORDER
DOUGLAS COUNTY CLERK

This matter coming before the Board of Commissioners of Douglas County following the Public Hearing on the Douglas County budget, held in Room 216, County Courthouse, Roseburg, Oregon on June 17, 2020 at 9:00 A.M.

IT IS HEREBY ORDERED that the Board of Commissioners of Douglas County adopts a budget for the fiscal year 2020-21 in the amount of

Appropriations	\$164,259,287
Unappropriated Ending Fund Balance	88,486,701
Total	<u>\$252,745,988</u>

IT IS HEREBY ORDERED that amounts for fiscal year beginning July 1, 2020 and for the purpose shown below, are appropriated as follows:

GENERAL FUND

Board of Commissioners	685,962
Building Department	2,123,332
Building Facilities	2,467,859
County Clerk	864,767
County Counsel	467,011
District Attorney	2,359,085
Douglas County Emergency Management	236,775
Financial Services	1,635,775
Human Resources	918,380
Information Technology	1,567,283
South Douglas Justice Court District	444,862
Justice of the Peace - Reedsport	192,304
Juvenile Services	6,085,231
Museum	484,053
Nondepartmental	1,092,840
Parks	3,834,962
Planning	1,661,161
Surveyor	618,568
Assessor	1,906,407
Tax Collection	527,820
Operating Contingency	3,000,000
Transfers To Other Funds	10,752,907
Additions to Notes Receivable	1,000,000
TOTAL GENERAL FUND	\$44,927,344

PUBLIC SAFETY FUND

Sheriff Enforcement	12,316,941
Sheriff Corrections	7,812,258
DINT	640,045
Work Crew	625,880
Communications 911 and Dispatch	2,443,743
Radio System	800,967
TOTAL PUBLIC SAFETY FUND	\$24,639,834

HEALTH & SOCIAL SERVICES FUND

Public Health	1,159,880
Veterans Services	373,804
Senior Services	1,674,383
Administrative and Department Services	1,000
Transfers To Other Funds	98,818
TOTAL HEALTH & SOCIAL SERVICES FUND	\$3,307,885

PUBLIC WORKS FUND

Administration	486,261
Engineering	14,461,395
Highway Operations and Maintenance	12,444,749
Operating Contingency	1,500,000
Transfers To Other Funds	7,955,155
TOTAL PUBLIC WORKS FUND	\$36,847,560

COUNTY FAIR BOARD FUND

Personnel Services	602,902
Materials and Services	525,881
Capital Outlay	8,534
TOTAL COUNTY FAIR BOARD FUND	\$1,137,317

COUNTY FOREST MANAGEMENT FUND

Personnel Services	430,539
Materials and Services	544,305
Capital Outlay	3,000,000
Operating Contingency	10,000
Transfers To Other Funds	55,000
TOTAL COUNTY FOREST MANAGEMENT FUND	\$4,039,844

COUNTY SCHOOLS FUND

Materials and Services	1,733,373
TOTAL COUNTY SCHOOLS FUND	\$1,733,373

DOG CONTROL FUND

Dog Control Operations	260,439
Predatory Animal Control	9,150
TOTAL DOG CONTROL FUND	\$269,589

PREDATOR DAMAGE CONTROL DISTRICT FUND

Materials and Services	100,991
TOTAL PREDATOR DAMAGE CONTROL DISTRICT FUND	\$100,991

DRUG ABUSE PREVENTION FUND

Materials and Services	110,000
TOTAL DRUG ABUSE PREVENTION FUND	\$110,000

INDUSTRIAL DEVELOPMENT FUND

Materials and Services	768,200
Debt Service	46,407
Capital Outlay	500,000
Transfers To Other Funds	10,000
Additions To Notes Receivable	200,000
TOTAL INDUSTRIAL DEVELOPMENT FUND	\$1,524,607

LAW LIBRARY FUND

Personnel Services	23,171
Materials and Services	66,450
TOTAL LAW LIBRARY FUND	\$89,621

SALMON HABITAT IMPROVEMENT FUND

Transfers To Other Funds	12,000
TOTAL SALMON HABITAT IMPROVEMENT FUND	\$12,000

TITLE III FUND

Materials and Services	8,050,156
Transfers To Other Funds	2,610,640
TOTAL TITLE III FUND	\$10,660,796

WATER RESOURCE DEVELOPMENT FUND

Galesville Operations	954,954
Watermaster	91,467
Operating Contingency	100,000
Transfers To Other Funds	84,000
TOTAL WATER RESOURCE DEVELOPMENT FUND	\$1,230,421

CAPITAL PROJECTS FUND

Personnel Services	10,000
Materials and Services	1,000,000
Capital Outlay	1,830,000
TOTAL CAPITAL PROJECTS FUND	\$2,840,000

SALMON HARBOR FUND

Personnel Services	1,323,023
Materials and Services	1,680,405
Capital Outlay	139,000
Transfers To Other Funds	180,000
TOTAL SALMON HARBOR FUND	\$3,322,428

SOLID WASTE FUND

Personnel Services	3,066,842
Materials and Services	2,930,338
Capital Outlay	3,170,102
Transfers To Other Funds	654,739
TOTAL SOLID WASTE FUND	\$9,822,021

EMPLOYEE BENEFIT TRUST FUND

Personnel Services	54,848
Materials and Services	13,785,000
TOTAL EMPLOYEE BENEFIT TRUST FUND	\$13,839,848

FLEET MANAGEMENT FUND


Personnel Services	873,108
Materials and Services	1,911,400
Capital Outlay	819,300
Operating Contingency	200,000
TOTAL FLEET MANAGEMENT FUND	\$3,803,808

The Board of Commissioners of Douglas County hereby levies and categorizes the taxes provided for in the adopted budget, in the aggregate amount of \$1.1124/\$1,000 and these taxes are hereby levied upon all taxable property within the county. The following allocation constitutes the above aggregate levy:


GENERAL FUND	General Government Limitation \$1.1124/\$1,000
TOTAL TAX LEVY	\$1.1124/\$1,000

DATED this 24th day of June, 2020.


BOARD OF COUNTY COMMISSIONERS OF DOUGLAS COUNTY, OREGON




Chris Boice, Chair



Tom Kress, Commissioner



Tim Freeman, Commissioner


REVIEWED AS TO FORM
By _____
Office of County Legal Counsel
Date: 6/17/20

Affidavit of Publication

The News-Review
OF DOUGLAS COUNTY

Roseburg, Oregon

ISSUED DAILY EXCEPT MONDAY

STATE OF OREGON }
COUNTY OF DOUGLAS } ss.

I, BRENDA FISCHER, being first duly sworn, depose and say that I am the CHIEF FINANCIAL OFFICER, of The News-Review, a newspaper of general circulation, as defined by ORS 193.010 and 193.020; printed and published at Roseburg in the aforesaid county and state; that the _____

#6334 Legal Notice of Budget Committee Meeting
a printed copy of which is hereto annexed, was published in the entire issue of said newspaper for 1 successive and consecutive weeks in the following issue:
May 21, 2020


The fee actually charged by such newspaper for such publication is \$66.85

Brenda Fischer

Subscribed and sworn to before me this 8th day of June, 2020.

[Signature]

Notary Public of Oregon



NOTICE OF BUDGET COMMITTEE MEETINGS
A series of public meetings of the Budget Committee of Douglas County, State of Oregon, to discuss the budget for fiscal year beginning July 1, 2020 and ending June 30, 2021 will be held at the Douglas County Courthouse, Room 301, Roseburg, Oregon. The meetings will take place on the 28th and 29th of May 2020, 9:00 a.m. each day. The purpose of the meetings is to receive the budget message and to receive comment from the public on the budget. A copy of the budget document may be inspected or obtained after May 21st, 2020 online at www.co.douglas.or.us or at the Douglas County Courthouse, Room 301, between the hours of 8:00 a.m. and 5:00 p.m. These are public meetings where deliberation of the Budget Committee will take place. Any person may appear at the meetings and discuss the proposed budget with the Budget Committee. This notice is also available at www.co.douglas.or.us. Current State of Oregon required social distancing measures will be enforced at public meetings.
#6334 Pub. Dates: May 21, 2020

Affidavit of Publication

The News-Review
OF DOUGLAS COUNTY

Roseburg, Oregon

ISSUED DAILY EXCEPT MONDAY

STATE OF OREGON
COUNTY OF DOUGLAS } ss.

I, BRENDA FISCHER, being first duly sworn, depose and say that I am the CHIEF FINANCIAL OFFICER, of The News-Review, a newspaper of general circulation, as defined by ORS 193.010 and 193.020; printed and published at Roseburg in the aforesaid county and state; that the _____

#6389 Legal Notice of Budget Hearing
a printed copy of which is hereto annexed, was published in the entire issue of said newspaper for 1 successive and consecutive weeks in the following issue:
June 10, 2020


The fee actually charged by such newspaper for such publication is \$1,215.00

Brenda Fischer

Subscribed and sworn to before me this 6th day of July, 2020.

Lydia Charlotte Allen

Notary Public of Oregon



NOTICE OF BUDGET HEARING

A meeting of the Board of Commissioners will be held on June 17, 2020 at 9:00 a.m. at the Douglas County Courthouse, Room 216. The purpose of this meeting is to discuss the budget for the fiscal year beginning July 1, 2020 as approved by the Douglas County Budget Committee. A summary of the budget is presented below. A copy of the budget may be inspected or obtained online at http://www.co.douglas.or.us/dca/budget/2020/FY21_Proposed_Budget.pdf or at the Office of Management and Finance, Room 901, Douglas County Courthouse between the hours of 9:00 a.m. and 4:30 p.m. The budget was prepared on a basis of accounting consistent with the basis of accounting used during the preceding year. Major changes, if any, and their effect on the budget are explained below.

This budget is for fiscal year beginning July 1, 2020 and ending June 30, 2021.

Douglas County, Oregon

Dates:

6/12/2020

Chris Souse

Chair, Board of Commissioners

Telephone: (531) 424-4201

FINANCIAL SUMMARY - RESOURCES

TOTAL OF ALL FUNDS	Actual Amount 2018-2019	Adopted Budget 2019-2020	Approved Budget 2020-2021
Total Beginning Fund Balance	193,651,394	180,189,000	194,650,987
Total Current Service Charges - Real Estate	43,454,227	50,338,271	50,911,659
Total Current Service Charges - Other	47,765,205	48,210,185	50,753,222
Total Federal, State and Other Intergovernmental Revenues	22,770,824	35,949,749	38,719,620
Total Intergovernmental Revenues	22,770,824	35,949,749	38,719,620
Total All Other Revenues Except Property Taxes	3,748,931	1,858,374	2,104,613
Total Property Taxes Estimated to be Received	9,722,577	9,700,000	10,200,000
TOTAL RESOURCES	268,511,449	265,198,577	283,935,640

FINANCIAL SUMMARY - REQUIREMENTS BY OBJECT CLASSIFICATION

TOTAL OF ALL FUNDS	Last Year 2018-2019	Adopted Budget This Year 2019-2020	Approved Budget Next Year 2020-2021
Total Personnel Services	46,120,227	54,292,507	55,566,888
Total Materials and Services	40,241,982	62,188,326	64,921,206
Total Capital Outlay	5,650,782	31,550,276	29,277,456
Total Debt Service	340,976	1,250,746	1,246,407
Total Intergovernmental Revenues	9,985,937	21,950,200	22,413,259
Total Intergovernmental Revenues	9,985,937	21,950,200	22,413,259
Total Unappropriated Ending Fund Balance	162,115,526	31,418,510	4,810,000
TOTAL REQUIREMENTS	268,511,449	265,198,577	283,935,640

FINANCIAL SUMMARY - REQUIREMENTS AND FULL-TIME EQUIVALENT (FTE) BY ORGANIZATIONAL UNIT

Name of Organizational Unit	Actual Amount Last Year 2018-2019	Adopted Budget This Year 2019-2020	Approved Budget Next Year 2020-2021
Board of Commissioners	642,885	980,370	985,852
Building Department	1,280,204	1,044,750	1,020,032
Building	11,25	12,00	12,00
Building Facilities	1,884,405	2,649,659	2,382,859
FTE	13,90	16,50	15,90
County Clerk	791,959	782,677	864,153
FTE	6,50	7,00	7,00
County Counsel	468,851	458,772	461,011
FTE	3,00	3,00	3,00
District Attorney	1,984,807	2,317,003	2,359,085
FTE	22,60	22,10	22,10
Douglas County Emergency Management			288,775
FTE			1,00
Financial Services	1,272,615	1,503,845	1,639,775
FTE	14,05	13,80	14,40
Human Resources	718,254	802,595	918,280
FTE	6,50	9,00	7,00
Information Technology	1,125,915	1,421,983	1,587,283
FTE	10,30	11,30	12,30
South Douglas Justice Court District	348,398	441,832	444,882
FTE	4,50	4,80	4,80
Justice of the Peace - Guindie	94,289		
FTE	0,80		
Justice of the Peace - Reedport	173,470	183,710	192,394
FTE	2,30	2,30	2,30
Juvenile Services	5,384,495	6,379,737	6,088,231
FTE	91,22	97,62	90,22
Museum	428,698	401,098	484,053
FTE	1,70	1,80	2,60
Non-Departmental	1,271,573	348,000	1,082,840
FTE	2,80	1,80	1,85
Parke	1,773,055	2,002,483	2,081,237
FTE	20,75	20,00	20,00
Planning	389,983	629,162	618,668
FTE	5,40	5,40	5,40
Sanitor	1,488,927	1,970,059	1,985,407
FTE	21,90	20,80	20,80
Assessor	21,90	509,686	627,820
FTE	391,651		
Tax Collection	310	210	310
FTE	1,658,450		
Transportation Services	1,85	2,000,000	3,000,000
FTE	291,871	1,000,000	1,000,000
General Fund Operating Contingency	1,086,222	9,992,925	10,727,907
General Fund Transfer Out	50,318,959	41,384,331	42,777,693
General Fund Unappropriated Fund Balance	12,181,492	12,053,468	12,316,841
FTE	82,50	77,50	76,50
Shiriff Corrections	7,127,289	7,800,989	7,912,289
FTE	44,00	40,00	40,00
Douglas Intergov. Narcotics Team	429,243	399,564	560,045
FTE	2,90	2,90	2,90

#63898 P.J.D. Dates June 10, 2020

Work Crew	462,234	897,739	828,880
FTE	775	5,75	5,75
Communications 911 and Dispatch	2,088,482	2,280,980	2,447,743
FTE	18,00	18,00	20,00
Radio System	762,653	774,853	800,997
FTE	2,70	2,70	2,70
Public Safety Fund Unappropriated Fund Balance	4,507,268	927,177	912,380
Public Health	1,895,646	2,008,697	1,591,693
FTE	0,25	0,25	0,25
Veterans Services	339,122	341,023	373,864
FTE	4,60	5,00	5,00
Senior Services	1,668,261	1,648,471	1,672,383
FTE	8,30	9,10	9,10
Health Administrative and Department Services	631	1,000	1,000
Health and Social Services Fund Transfers Out	89,694	93,998	83,816
Health and Social Services Fund Balance	1,050,411	599,032	468,931
FTE	413,972	317	317
Public Works Administration	3,964,456	19,427,282	14,971,952
Engineering	11,00	10,75	10,75
FTE	3,652,191	12,128,487	11,795,793
Highway Operations and Maintenance	45,00	46,00	43,00
FTE	7,485,463	1,550,000	1,600,000
Public Works Fund Operating Contingency	48,829,414	28,459,355	27,855,165
Public Works Fund Transfers Out	2,268,059	2,207,763	2,115,969
County Fair Board Fund	9,60	8,80	8,80
FTE	9,210,334	7,388,180	9,776,871
County Forest Management	3,00	3,00	4,15
FTE	1,741,099	528,697	1,123,373
County Schools Fund	241,285	249,335	260,439
FTE	1,00	1,00	1,00
Dog Control Operations	220	7,000	9,193
FTE	26,667	100,991	100,991
Predator Animal Control	101,495	302,070	110,000
Dog Control Fund Unappropriated Fund Balance	302,070	1,000,000	1,010,000
Predator Damage Control District Fund	2,987,028	2,165,000	2,015,000
Dog Abuse Prevention Fund	273,028	284,388	324,388
Intergovernmental Development Fund	0,50	0,30	0,38
Law Library Fund	11,075	9,191,546	10,890,786
FTE	5,981,310	853,424	954,954
Salmon Habitat Improvement Fund	94,098	100,697	91,497
FTE	1,00	1,00	1,00
Watermaster	68,902	61,606	64,000
Water Resource Development Fund Operating Contingency	2,819,931	2,079,935	1,822,931
Water Resource Development Fund Transfers Out	4,262,554	3,145,000	2,861,992
Water Resource Development Fund Unappropriated Fund Balance	6,873,504	5,944,750	5,353,959
Capital Projects Fund	12,00	72,50	72,90
Samson Harbor Fund	14,080,004	14,465,000	16,000,000
FTE	31,25	33,25	33,25
Solid Waste Fund	16,085,328	18,876,546	19,981,661
FTE	0,50	0,50	0,25
Employee Benefit Trust Fund	4,221,305	4,170,000	4,158,000
FTE	10,00	9,00	9,00
Fuel Management Fund		285,198,577	253,935,640
TOTAL REQUIREMENTS	285,112,449	285,198,577	283,935,640
TOTAL FTE	641,112	624,112	627,715

STATEMENT OF CHANGES IN ACTIVITIES AND SOURCES OF FINANCING
 Douglas County's total fiscal year 2021 approved budget includes a decrease of approximately \$2.3 million from the adopted fiscal year 2020 budget. A combination of decreased expenditure appropriations of almost \$547,400 and an increased unappropriated ending fund balance of almost \$1.7 million. Personnel services increased by \$1.7 million. Materials and services increased \$1.7 million due to increases in the Title III fund and County Schools Fund resulting from the extension to the secure rural school legislation. Capital Outlay decreased approximately \$6 million due to an increase in General Fund Parks projects, Public Works and other projects and the completion of the Park expansion project in the Salmon. The Public Works Fund to the Sheriff's Office to support operations. Overall, FTE increased from 624,122 FTE to 627,715 FTE, a total increase of 3,593 FTE.

On December 16, 2019, the President signed into law the further Consolidated Appropriations Act, 2020, P.L. 116(4), which extends the Secure Rural Schools and Community Self-Determination Act of 2000 (SRS) with two years of funding each at reduced levels (95% of the preceding year). The extension reauthorized the Bureau of Land Management (BLM) and the Department of Interior (Interior Services) to make payments for fiscal year 2019 and 2020, which are for Douglas County fiscal year ending June 30, 2020 and June 30, 2021. The approved budget includes estimated \$95 of \$6,723,051 in the General Fund and \$4,144,120 in the Public Works Fund. The two major operating funds that receive these dollars. Douglas County did not anticipate a SRS reauthorization for the current fiscal year and the funds only budgeted for timber receipts. Due to the reauthorization, the County General Fund received \$2.6 million more in SRS than budgeted timber receipts and 3.8 million more in Public Works timber budgeted timber receipts. Douglas County anticipated to use the federal monies for the SRS plan applicable to Douglas County. The 1937 O&C Act also O&C funds classified as timber fund SHALL be managed by the production of timber under the principle of sustained yield, which means harvest levels can never exceed the annual growth of the forests. In November 2019, a judge ruled that the 2016 resource management plan violated the 1937 O&C Act, specifically violating the minimum sustained yield requirement for timber harvests. A framework for implementing new management strategies consistent with the 1937 O&C Act has not yet been determined. The County Board of Commissioners continues to work with Congress on a permanent reauthorization plan for federal timber lands that complies with the 1937 O&C Act. Specific timber receipts are not sufficient to fund essential county services at their current levels. In 1989, the peak of annual timber harvests, timber receipts were not sufficient to fund essential county services at their current levels. In 1989, the peak of annual timber harvests, timber receipts were not sufficient to fund essential county services at their current levels. In 1989, the peak of annual timber harvests, timber receipts were not sufficient to fund essential county services at their current levels.

The County will again certify its permanent tax rate in the amount of \$1.124 per thousand dollars of assessed valuation. The total amount of property tax, the County expects to collect is \$10.6 million, an increase of \$500,000 from the adopted fiscal year 2020 budget. General Fund anticipated beginning fund balance in the approved budget is \$50 million, with a budgeted use of fund balance of approximately \$38 million and unappropriated ending fund balance of \$62.2 million. The budgeted change of fund balances is not sustainable in the near future. The federal funding issues are not resolved, the County will need to find alternative ways to fund services and/or reduce or eliminate many services.

PROPERTY TAX RATES

Rate of Amount	Rate of Amount	Rate of Amount
2018-2019	2019-2020	2020-2021
1.124	1.124	1.124

STATEMENT OF INDEBTEDNESS

Debt Outstanding None

Debt (Addressed) Not Reported None

Douglas County, Oregon
FY 2020-21

COMBINED SUMMARY OF BUDGETED RESOURCES AND REQUIREMENTS			
	Revised Budget FY 19-20	Adopted Budget FY 20-21	Increase/ (Decrease)
BEGINNING FUND BALANCES	132,065,430	124,339,867	(7,725,563)
<u>Revenues:</u>			
Timber Receipts/Safety Net Receipts:			
Secure Rural Schools (SRS) Title I / O & C Receipts	4,500,000	6,723,051	2,223,051
Secure Rural Schools (SRS) Title I / Federal Forest Receipts	2,086,667	5,525,493	3,438,826
Secure Rural Schools (SRS) Title III - O&C/Federal Forest		1,010,704	1,010,704
Secure Rural Schools (SRS) Title II (remains at federal level)		1,155,092	1,155,092
	6,586,667	14,414,340	7,827,673
Grants and Other Intergovernmental	43,547,804	36,318,883	(7,228,921)
Property Taxes	10,100,000	10,600,000	500,000
Interest	1,485,371	1,764,355	278,984
Outside Service Charges, Rents, Fees and Other	30,246,394	28,933,723	(1,312,671)
Interfund Service Charges and Reimbursements	14,699,549	13,961,561	(737,988)
Interfund Transfers and Loans	23,277,200	22,413,259	(863,941)
<i>Total Revenues</i>	129,942,985	128,406,121	(1,536,864)
TOTAL RESOURCES	262,008,415	252,745,988	(9,262,427)
<u>Expenditures:</u>			
Personnel Services	55,085,413	55,762,757	677,344
Materials and Services:			
County Operations	58,726,312	52,730,276	(5,996,036)
Safety Net Title II (remains at federal level)		1,155,092	1,155,092
Capital Outlay	30,534,776	26,141,496	(4,393,280)
Operating Contingency	3,217,448	4,810,000	1,592,552
Interfund Transfers and Loans	23,277,200	22,413,259	(863,941)
All Other	1,250,756	1,246,407	(4,349)
<i>Total Expenditures</i>	172,091,905	164,259,287	(7,832,618)
ENDING FUND BALANCES	89,916,510	88,486,701	(1,429,809)
TOTAL REQUIREMENTS	262,008,415	252,745,988	(9,262,427)
CHANGE IN FUND BALANCES	(42,148,920)	(35,853,166)	6,295,754
FTE	527.07	524.95	(2.12)

7/27/2020

Douglas County, Oregon
SUMMARY OF RESOURCES - ALL FUNDS
 FY 2020-21 Budget

Fund	Secure Rural Schools (SRS)	Other Intergovernmental	Property Taxes	Interest	All Other Revenue	Interfund Activity			Beginning Fund Balance	Total Resources
						Interdept Charges	Transfers	Subtotal		
100	6,723,051	4,594,476	10,600,000	466,023	12,568,450		2,074,818	37,026,818	49,000,000	86,026,818
220		4,943,231		6,000	2,912,616		16,760,347	24,622,194	830,000	25,452,194
207		2,358,261			60,100		889,524	3,307,885		3,307,885
201	4,144,120	17,601,563		800,000	35,000		2,372,640	24,953,323	37,675,000	62,628,323
205		53,167		982	1,073,168		10,000	1,137,317		1,137,317
208				60,350	656,501		60,000	776,851	8,800,000	9,576,851
206	1,381,373	350,000		1,000	1,000			1,733,373		1,733,373
202					83,000		177,939	260,939	8,650	269,589
250					33,000		67,991	100,991		100,991
214		110,000						110,000		110,000
212		200,000		15,000				215,000	1,800,000	2,015,000
203					104,238			104,238	250,000	354,238
213								0	12,000	12,000
216	2,165,796	5,664,783		85,000				7,915,579	2,745,217	10,660,796
215		123,502		30,000	800,000			953,502	2,200,000	3,153,502
302				40,000				40,000	2,800,000	2,840,000
501		319,900		25,000	2,488,650			2,833,550	700,000	3,533,550
540				100,000	7,400,000			7,500,000	8,500,000	16,000,000
600				125,000	700,000	10,731,561		11,556,561	8,005,000	19,561,561
620				10,000	18,000	3,230,000		3,258,000	1,014,000	4,272,000
	<u>14,414,340</u>	<u>36,318,883</u>	<u>10,600,000</u>	<u>1,764,355</u>	<u>28,933,723</u>	<u>13,961,561</u>	<u>22,413,259</u>	<u>128,406,121</u>	<u>124,339,867</u>	<u>252,745,988</u>

Less:

Interfund Activity

(36,374,820)

Current Year Revenues for Graph

92,031,301

7/27/2020

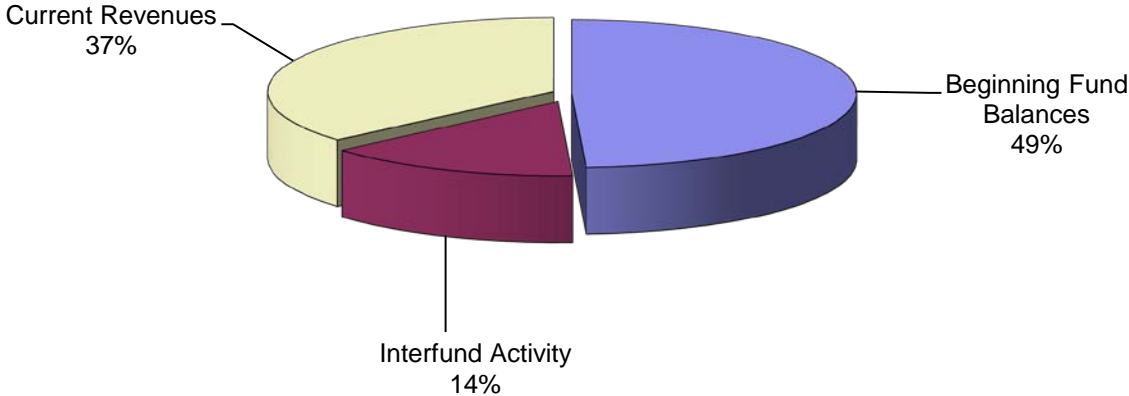
Douglas County, Oregon
SUMMARY OF REQUIREMENTS - ALL FUNDS
 FY 2020-21 Budget

Fund	Personnel Services	Materials and Services	Capital Outlay	Other*	Interfund Activity		Total Expenditures	Ending Fund Balance	Total Requirements	
					Contingency	Transfers				
100	General Fund	22,556,731	5,867,691	1,750,015	1,000,000	3,000,000	10,752,907	44,927,344	41,099,474	86,026,818
220	Public Safety	19,346,025	5,081,489	212,320				24,639,834	812,360	25,452,194
207	Health & Soc Services	1,120,023	2,089,044				98,818	3,307,885		3,307,885
201	Public Works	5,753,760	6,961,420	14,677,225		1,500,000	7,955,155	36,847,560	25,780,763	62,628,323
205	County Fair Board	602,902	525,881	8,534				1,137,317		1,137,317
208	County Forest Mgm't	430,539	544,305	3,000,000		10,000	55,000	4,039,844	5,537,007	9,576,851
206	County Schools		1,733,373					1,733,373		1,733,373
202	Dog Control	109,444	160,145					269,589		269,589
250	Predator Damage Control		100,991					100,991		100,991
214	Drug Abuse Prevention		110,000					110,000		110,000
212	Industrial Development		768,200	500,000	246,407		10,000	1,524,607	490,393	2,015,000
203	Law Library	23,171	66,450					89,621	264,617	354,238
213	Salmon Habitat Imp						12,000	12,000		12,000
216	Title III		8,050,156				2,610,640	10,660,796		10,660,796
215	Water Resource Dev	492,341	519,080	35,000		100,000	84,000	1,230,421	1,923,081	3,153,502
302	Capital Projects	10,000	1,000,000	1,830,000				2,840,000		2,840,000
501	Salmon Harbor	1,323,023	1,680,405	139,000			180,000	3,322,428	211,122	3,533,550
540	Solid Waste	3,066,842	2,930,338	3,170,102			654,739	9,822,021	6,177,979	16,000,000
600	Employee Benefit Trust	54,848	13,785,000					13,839,848	5,721,713	19,561,561
620	Fleet Management	873,108	1,911,400	819,300		200,000		3,803,808	468,192	4,272,000
		<u>55,762,757</u>	<u>53,885,368</u>	<u>26,141,496</u>	<u>1,246,407</u>	<u>4,810,000</u>	<u>22,413,259</u>	<u>164,259,287</u>	<u>88,486,701</u>	<u>252,745,988</u>
Less:										
Interfund Activity										<u>(36,374,820)</u>
Current Expenditures for Graph										<u>127,884,467</u>

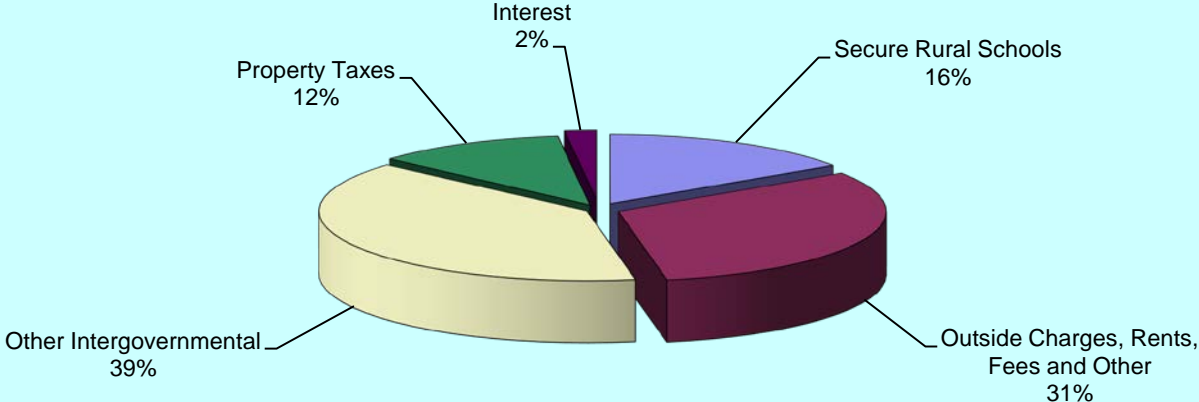
* Other Requirements are Debt Service and Additions to Notes Receivable.

BUDGETED RESOURCES - ALL FUNDS
FY 2020-21

TOTAL BUDGETED RESOURCES \$252,745,988

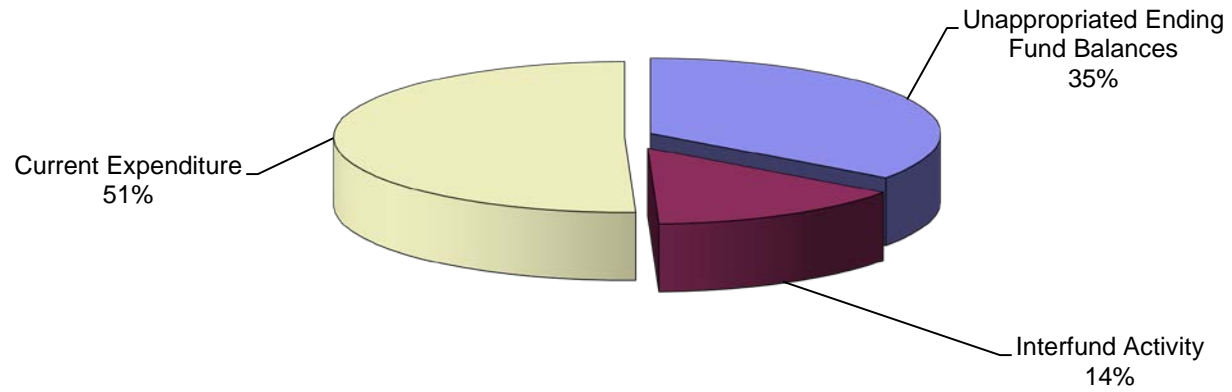


CURRENT REVENUES - \$92,031,301

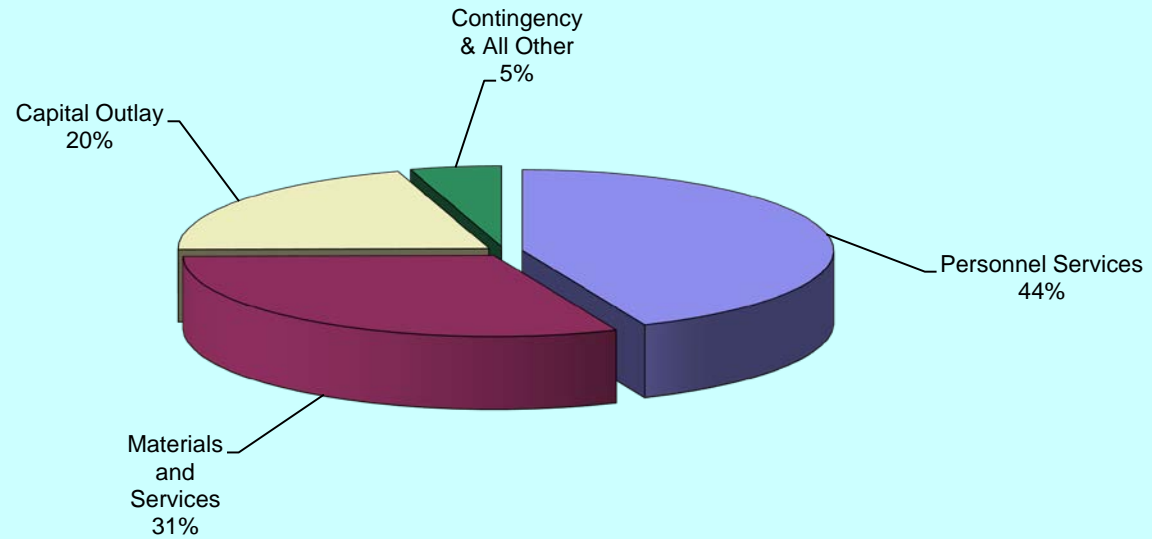


BUDGETED REQUIREMENTS - ALL FUNDS
FY 2020-21

TOTAL BUDGETED REQUIREMENTS \$252,745,988



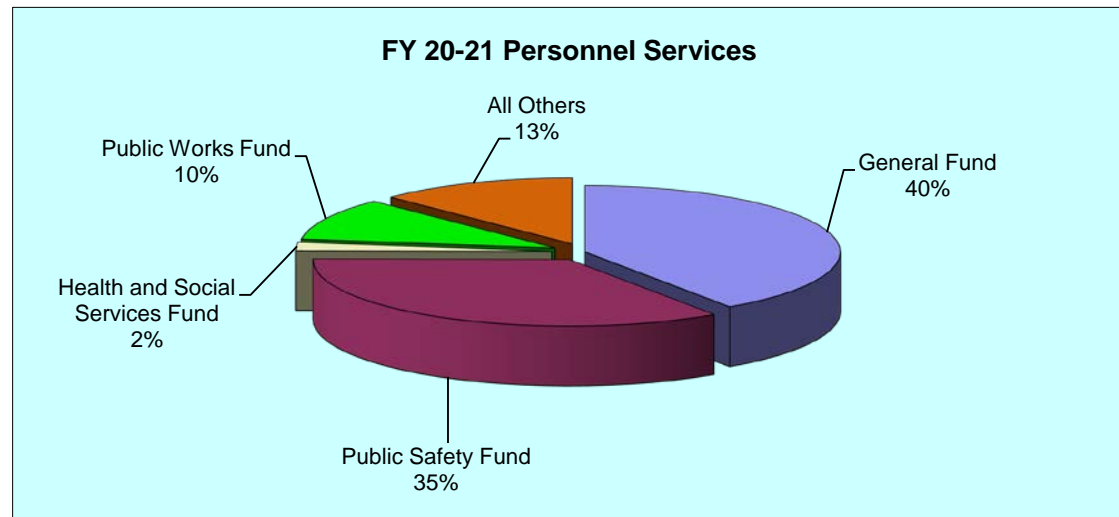
CURRENT EXPENDITURES \$127,884,467



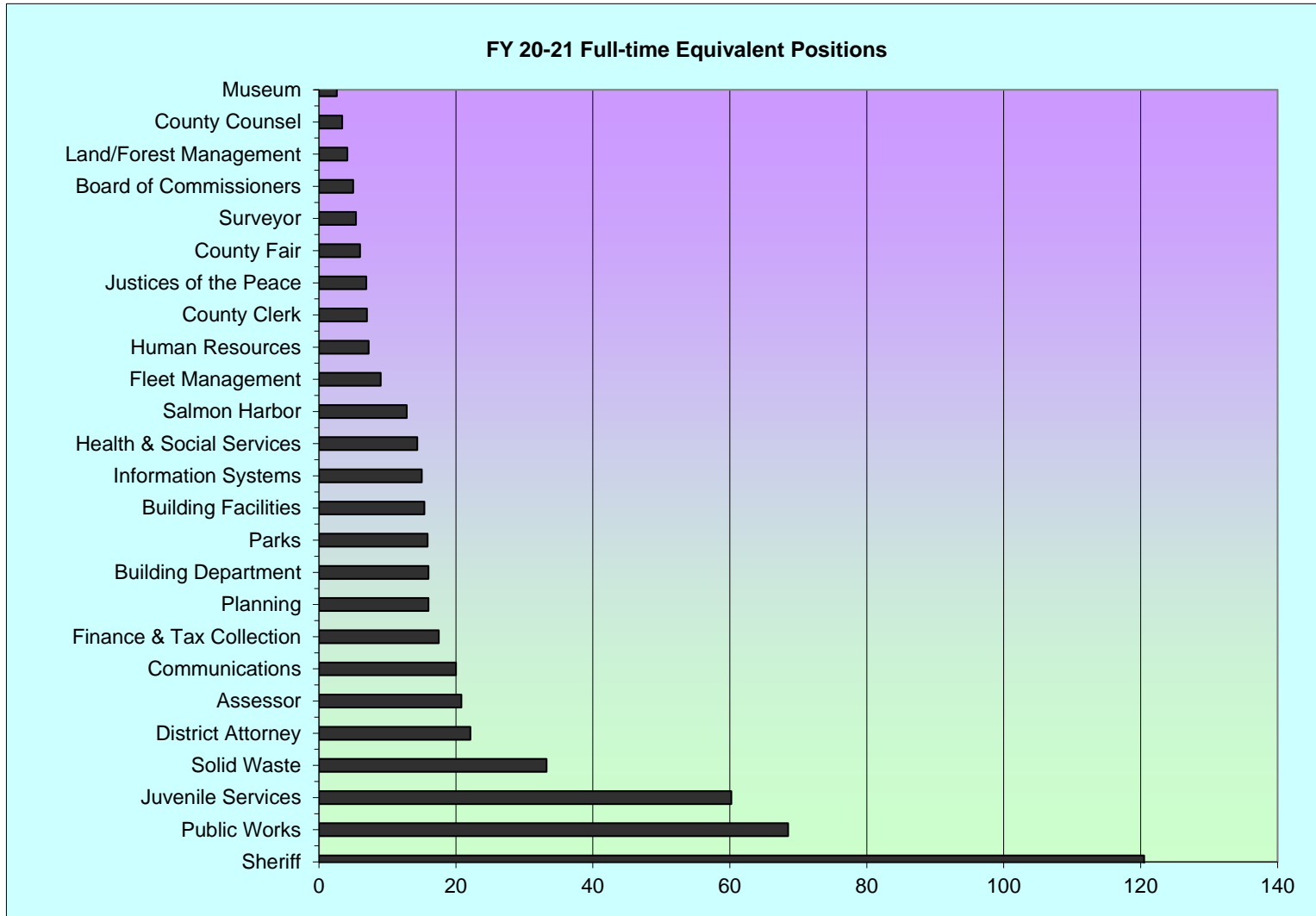
Douglas County, Oregon
PERSONNEL SERVICES
FY 2020-21

Fund Name	Revised Budget	Adopted Budget	Change	
	FY 19-20	FY 20-21	Amount	Percent
General Fund	\$21,886,201	\$22,556,731	\$670,530	3.06%
Public Safety Fund	19,199,340	19,346,025	146,685	0.76%
Health and Social Services Fund	1,208,016	1,120,023	(87,993)	-7.28%
Public Works Fund	5,922,638	5,753,760	(168,878)	-2.85%
County Fair Board Fund	1,004,728	602,902	(401,826)	-39.99%
County Forest Management Fund	302,502	430,539	128,037	42.33%
Dog Control Fund	104,440	109,444	5,004	4.79%
Law Library Fund	25,942	23,171	(2,771)	-10.68%
Water Resource Development Fund	488,715	492,341	3,626	0.74%
Capital Projects Fund	10,000	10,000	0	0.00%
Salmon Harbor Fund	1,134,251	1,323,023	188,772	16.64%
Solid Waste Fund	2,892,355	3,066,842	174,487	6.03%
Employee Benefit Trust Fund	51,339	54,848	3,509	6.83%
Fleet Management Fund	854,946	873,108	18,162	2.12%
TOTAL - ALL FUNDS	\$55,085,413	\$55,762,757	\$677,344	1.23%

Full-time Equivalent Positions			
Revised Budget	Adopted Budget	Change	
		FY 19-20	FY 20-21
230.17	234.07	3.90	1.69%
147.95	146.95	(1.00)	-0.68%
14.35	14.35	0.00	0.00%
60.50	57.50	(3.00)	-4.96%
8.80	6.00	(2.80)	-31.82%
3.00	4.15	1.15	38.33%
1.00	1.00	0.00	0.00%
0.50	0.38	(0.12)	-24.00%
5.25	5.25	0.00	0.00%
12.80	12.80	0.00	0.00%
33.25	33.25	0.00	0.00%
0.50	0.25	(0.25)	-50.00%
9.00	9.00	0.00	0.00%
527.07	524.95	(2.12)	-0.40%



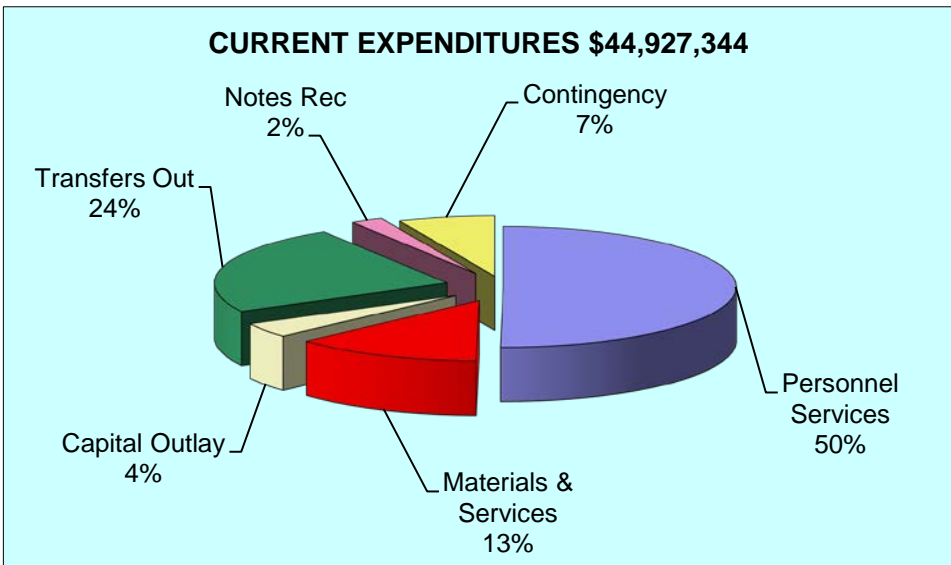
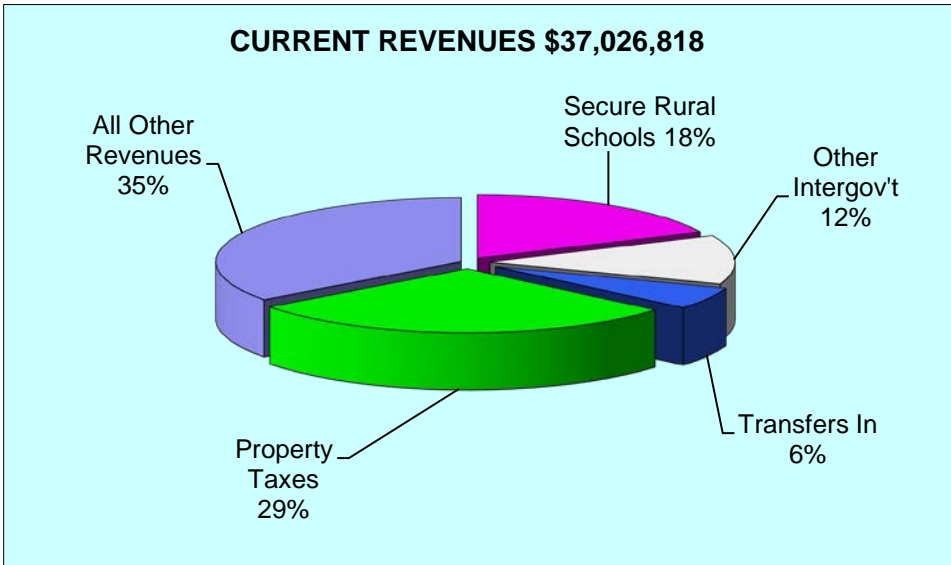
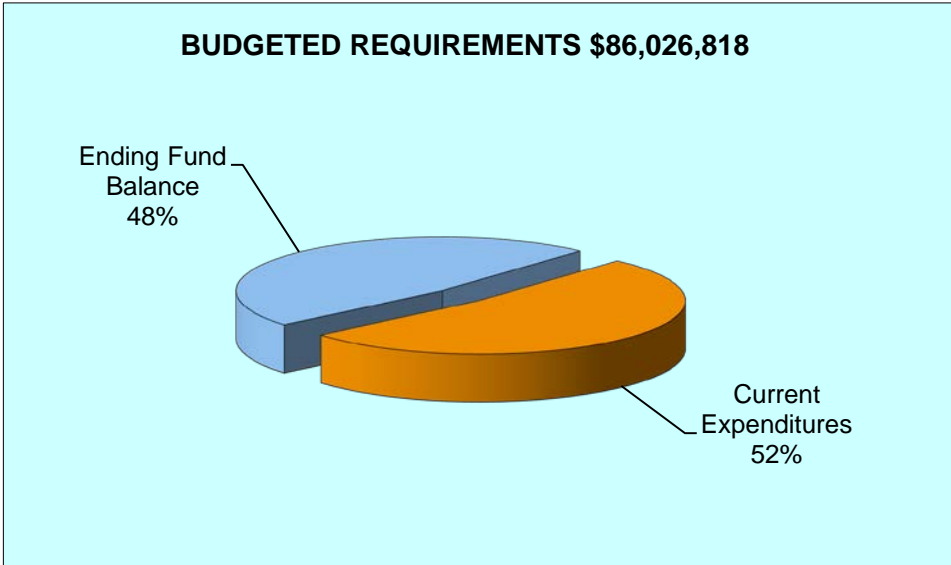
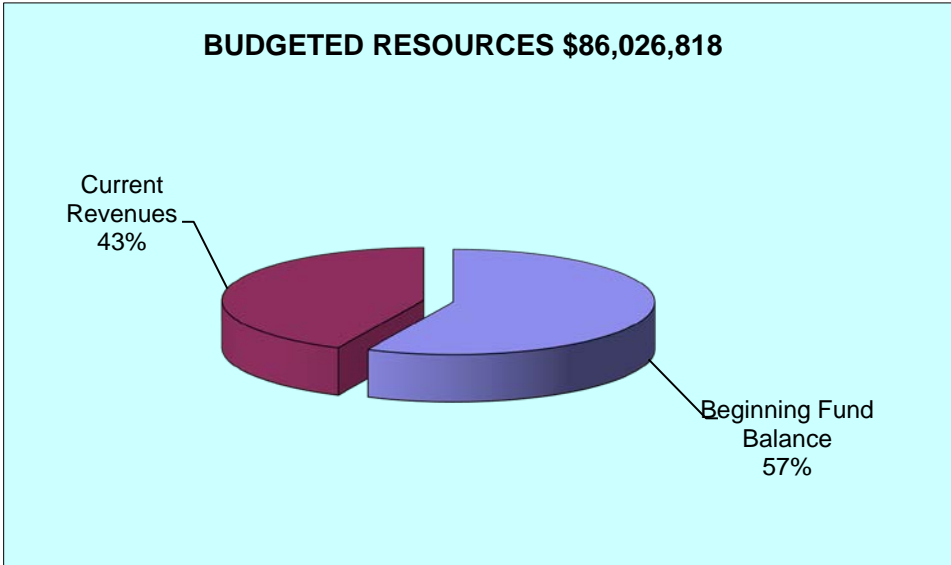
Douglas County, Oregon
 FULL-TIME EQUIVALENT POSITIONS
 FY 2020-21 Budget



	Actual						Budget	
	13-14	14-15	15-16	16-17	17-18	18-19	19-20	20-21
Budgeted Full-time Equivalent Positions	715.20	599.18	578.38	553.28	532.23	541.12	527.07	524.95

General Fund - Budgeted Resources and Requirements

FY 2020-21 Budget



Douglas County, Oregon
General Fund (100)

	Actual FY 16-17	Actual FY 17-18	Actual FY 18-19	Revised Budget FY 19-20	Proposed FY 20-21	Approved FY 20-21	Adopted FY 20-21
<u>RESOURCES</u>							
Beginning Fund Balance	55,995,912	51,266,742	53,983,906	50,220,430	50,000,000	50,000,000	49,000,000
Charges, Fees, Fines, Rents, Other	9,589,006	10,968,521	11,364,069	12,984,215	12,443,168	12,443,168	12,443,168
Property Taxes:							
Current Year				9,700,000	10,200,000	10,200,000	10,200,000
Prior Years				400,000	400,000	400,000	400,000
Intergovernmental Revenues:							
Timber Receipts	4,710,009			4,500,000			
Secure Rural Schools (SRS) - O & C		8,896,006	7,416,689		6,723,051	6,723,051	6,723,051
All Other Intergovernmental	6,303,482	7,098,029	7,404,749	5,174,439	4,594,476	4,594,476	4,594,476
Interest	617,455	785,965	1,172,736	450,000	466,023	466,023	466,023
Notes Receivable Collections	83,333	108,334	91,667	100,000	125,282	125,282	125,282
Transfers In	1,232,617	1,489,685	1,834,007	1,982,996	2,074,818	2,074,818	2,074,818
Total Revenues	<u>22,535,902</u>	<u>29,346,540</u>	<u>29,283,917</u>	<u>35,291,650</u>	<u>37,026,818</u>	<u>37,026,818</u>	<u>37,026,818</u>
TOTAL RESOURCES	78,531,814	80,613,282	83,267,823	85,512,080	87,026,818	87,026,818	86,026,818
<u>REQUIREMENTS</u>							
Personnel Services	18,065,211	18,194,797	18,352,924	21,886,201	22,556,054	22,556,054	22,556,731
Materials and Services	6,922,458	5,806,948	6,914,713	6,981,385	5,865,144	5,865,144	5,867,691
Capital Outlay	1,183,166	1,539,894	305,094	2,551,790	1,675,015	1,675,015	1,750,015
Operating Contingency				1,387,448	3,000,000	3,000,000	3,000,000
Transfers Out	1,094,237	1,087,737	1,086,222	11,810,925	10,752,907	10,752,907	10,752,907
Additions to Notes Receivable			291,871	1,000,000	1,000,000	1,000,000	1,000,000
Total Expenditures	<u>27,265,072</u>	<u>26,629,376</u>	<u>26,950,824</u>	<u>45,617,749</u>	<u>44,849,120</u>	<u>44,849,120</u>	<u>44,927,344</u>
Ending Fund Balance	51,266,742	53,983,906	56,316,999	39,894,331	42,177,698	42,177,698	41,099,474
TOTAL REQUIREMENTS	78,531,814	80,613,282	83,267,823	85,512,080	87,026,818	87,026,818	86,026,818
Change in Fund Balance	(4,729,170)	2,717,164	2,333,093	(10,326,099)	(7,822,302)	(7,822,302)	(7,900,526)
Staffing FTE	244.49	228.05	235.42	230.17	234.07	234.07	234.07

--Due to a software upgrade account numbers and descriptions may have changed or been combined.

Douglas County, Oregon
General Fund
FY 2020-21 Budget

OVERVIEW BY DEPARTMENT

	Revenues			Expenditures					Revenue Over (Under) Expenditures	
	Revenues	Transfers In	Total	FTE	Personnel Services	Materials & Services	Capital Outlay	Transfers Out		Total
Board of Commissioners				5.00	629,164	56,798			685,962	(685,962)
Building Department	2,123,332		2,123,332	16.00	1,807,704	310,128	5,500		2,123,332	
Building Facilities	1,900		1,900	15.40	1,211,415	908,944	347,500		2,467,859	(2,465,959)
County Clerk	891,550		891,550	7.00	557,189	307,578			864,767	26,783
County Counsel				3.00	448,301	18,710			467,011	(467,011)
District Attorney	478,454		478,454	22.10	2,157,763	201,322			2,359,085	(1,880,631)
Emergency Management	93,000		93,000	1.00	134,452	102,323			236,775	(143,775)
Financial Services				14.40	1,465,020	161,755	9,000		1,635,775	(1,635,775)
Human Resources	61,348		61,348	7.00	889,730	28,650			918,380	(857,032)
Information Systems	336,262		336,262	12.30	1,509,933	57,350			1,567,283	(1,231,021)
J/P: South Douglas	525,000		525,000	4.60	359,862	80,000	5,000		444,862	80,138
J/P: Reedsport	201,575		201,575	2.30	164,238	28,066			192,304	9,271
Juvenile Services	5,017,744		5,017,744	60.22	5,520,657	564,574			6,085,231	(1,067,487)
Museum	334,699		334,699	2.60	300,903	183,150			484,053	(149,354)
Nondepartmental						1,092,840			1,092,840	(1,092,840)
Parks	3,709,240		3,709,240	15.85	1,391,557	1,114,390	1,329,015		3,834,962	(125,722)
Planning	716,400	90,000	806,400	16.00	1,486,301	174,860			1,661,161	(854,761)
Solid Waste			0						0	0
Surveyor	227,000		227,000	5.40	497,415	67,153	54,000		618,568	(391,568)
Assessor	386,500		386,500	20.80	1,699,907	206,500			1,906,407	(1,519,907)
Tax Collection	13,800		13,800	3.10	325,220	202,600			527,820	(514,020)
Total Departments	15,117,804	90,000	15,207,804	234.07	22,556,731	5,867,691	1,750,015		30,174,437	(14,966,633)
Nondepartmental Revenues	19,834,196		19,834,196							19,834,196
Transfers:										
Public Works		1,075,000	1,075,000							1,075,000
County Forest Mgm't		55,000	55,000							55,000
Salmon Habitat Improvement		12,000	12,000							12,000
Water Development		84,000	84,000							84,000
Dog Control Fund								177,939	177,939	(177,939)
Predator Animal Control								67,991	67,991	(67,991)
Health & Soc Services		98,818	98,818					889,524	889,524	(790,706)
Public Safety								9,617,453	9,617,453	(9,617,453)
Salmon Harbor		180,000	180,000							180,000
Solid Waste		480,000	480,000							480,000
Additions to Notes Receivable							1,000,000		1,000,000	(1,000,000)
Operating Contingency							3,000,000		3,000,000	(3,000,000)
Total Fund	34,952,000	2,074,818	37,026,818	234.07	22,556,731	5,867,691	5,750,015	10,752,907	44,927,344	(7,900,526)

Douglas County, Oregon
General Fund
Undesignated Revenues (0000)

	Actual FY 16-17	Actual FY 17-18	Actual FY 18-19	Revised Budget FY 19-20	Proposed FY 20-21	Approved FY 20-21	Adopted FY 20-21
<u>REVENUES</u>							
Services, Fees, Fines, Rents and Other	538,718	379,485	421,431	687,540	235,000	235,000	235,000
Property Taxes:							
Current Year				9,700,000	10,200,000	10,200,000	10,200,000
Prior Years				400,000	400,000	400,000	400,000
Intergovernmental Revenues:							
Secure Rural Schools (SRS) - O & C		8,940,042	7,445,114		6,723,051	6,723,051	6,723,051
Timber Receipts	4,737,922			4,500,000			
All Other	2,156,349	2,047,895	4,192,546	1,485,000	1,684,840	1,684,840	1,684,840
Interest	617,455	785,965	1,172,736	450,000	466,023	466,023	466,023
Note Receivable Collections	83,333	108,334	91,667	100,000	125,282	125,282	125,282
Transfers In	1,131,854	1,388,694	1,720,694	1,857,996	1,984,818	1,984,818	1,984,818
Total Undesignated Revenues	9,265,631	13,650,415	15,044,188	19,180,536	21,819,014	21,819,014	21,819,014

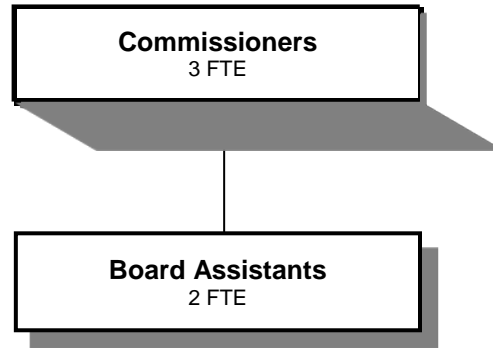
Douglas County, Oregon
 General Fund
 Undesignated Revenues

Detail

		Actual FY 17-18	Actual FY 18-19	Revised Budget FY 19-20	Proposed FY 20-21	Approved FY 20-21	Adopted FY 20-21
1000-05-3000-205000	Fees Services & Charges	9,584	9,537	10,000	10,000	10,000	10,000
1000-05-3000-273010	Library Collection Agency Fees	4,949	1,989	0	0	0	0
1000-05-3000-300002	Justice Court Fines	996	602	0	0	0	0
1000-05-3000-303000	Restitution	0	8	0	0	0	0
1000-05-3000-310001	Fed-O & C Receipts SRS 2008	3,992,640	7,416,689	0	6,723,051	6,723,051	6,723,051
1000-05-3000-310030	Fed-O & C Timber Receipts	4,903,366	0	4,500,000	0	0	0
1000-05-3000-310501	Fed-Coos Bay Wagon Rd SRS 2008	15,302	28,425	0	0	0	0
1000-05-3000-310530	Fed-CBWR Timber Receipts	28,734	0	0	0	0	0
1000-05-3000-319000	Fed-Other Assistance	11	0	0	0	0	0
1000-05-3000-325601	St/Fed OBDD Infrast Finan Auth	319,822	749,002	0	0	0	0
1000-05-3000-325602	St/Fed OBDD Business Oregon	0	29,400	242,700	0	0	0
1000-05-3000-338006	State OR Criminal Justice Comm	0	0	344,840	344,840	344,840	344,840
1000-05-3000-345004	Shared Rev Sale St Forest Prod	138,041	42,093	50,000	50,000	50,000	50,000
1000-05-3000-345007	Shared Rev Electric Co-op Tax	234,207	252,289	230,000	230,000	230,000	230,000
1000-05-3000-345008	Shared Rev Cigarette Tax	94,384	88,349	100,000	100,000	100,000	100,000
1000-05-3000-345009	Shared Rev Alcoholic Bev Tax	303,973	318,992	275,000	275,000	275,000	275,000
1000-05-3000-345010	Shared Rev Amusement Devices	24,571	24,529	20,000	20,000	20,000	20,000
1000-05-3000-345013	Shared Rev Marijuana Tax	226,134	0	0	0	0	0
1000-05-3000-345055	Shared Rev Mediation Fees(Div)	77,734	77,734	85,000	85,000	85,000	85,000
1000-05-3000-360004	Tax Offsets Western OR Priv/Sev	0	0	0	30,000	30,000	30,000
1000-05-3000-362000	In Lieu of Taxes	621,021	2,610,158	550,000	550,000	550,000	550,000
1000-05-3000-362099	In Lieu of Taxes OR Ent Zone	7,997	0	0	0	0	0
1000-05-3000-370000	Current Taxes	0	0	9,700,000	10,200,000	10,200,000	10,200,000
1000-05-3000-372001	Prior Taxes First Prior Year	0	0	400,000	400,000	400,000	400,000
1000-05-3000-380000	Interest General Investments	0	0	0	450,000	450,000	450,000
1000-05-3000-380004	Interest Notes Recv	0	7,848	0	10,023	10,023	10,023
1000-05-3000-380090	Interest Gen Inv Allocated	785,965	1,164,888	450,000	0	0	0
1000-05-3000-381001	Property Taxes Interest	0	0	0	6,000	6,000	6,000
1000-05-3000-382003	Land/Building Rents & Leases	221,043	260,779	208,000	175,000	175,000	175,000
1000-05-3000-387092	Land Sales	36,689	68,496	0	0	0	0
1000-05-3000-387501	Property Tax Adv Reimbursemnts	57,699	43,995	50,000	50,000	50,000	50,000
1000-05-3000-387522	Jury/Witness Exp Reimbursemnts	191	248	5,000	0	0	0
1000-05-3000-387568	Gardiner Sanitary Reimbursemnt	40,950	26,068	0	0	0	0
1000-05-3000-3879xx	Miscellaneous Revenues	7,384	9,709	2,000	0	0	0
1000-05-3000-390201	Transfers From Public Works	817,000	970,000	1,150,000	1,075,000	1,075,000	1,075,000
1000-05-3000-390207	Transfers From Health & SocSvc	162,694	88,694	95,996	98,818	98,818	98,818
1000-05-3000-390208	Transfers From CntyForestMgmt	55,000	46,000	41,000	55,000	55,000	55,000
1000-05-3000-390213	Transfers From SHIP	0	0	0	12,000	12,000	12,000
1000-05-3000-390215	Transfers From Water Develpmnt	66,000	66,000	65,000	84,000	84,000	84,000
1000-05-3000-390501	Transfers From Salmon Harbor	117,000	130,000	156,000	180,000	180,000	180,000
1000-05-3000-390540	Transfers From Solid Waste	171,000	420,000	350,000	480,000	480,000	480,000
1000-05-3000-396000	Notes/Contract Receivable Coll	0	0	0	25,282	25,282	25,282
1000-05-3000-396006	N/R Collections-Adapt Madrone	108,334	91,667	100,000	100,000	100,000	100,000
Total Revenue		13,650,415	15,044,188	19,180,536	21,819,014	21,819,014	21,819,014

--Due to a software upgrade account numbers and descriptions may have changed or been combined.

BOARD OF COMMISSIONERS



Douglas County, Oregon
 General Fund
 Board of Commissioners (0005)

	Actual FY 16-17	Actual FY 17-18	Actual FY 18-19	Revised Budget FY 19-20	Proposed FY 20-21	Approved FY 20-21	Adopted FY 20-21
<u>RESOURCES</u>							
Intergovernmental Revenues	39,327	45,179	54,478				
Other Revenues	2,000	196					
Transfers In - Title III	17,763	15,991	25,813	30,000			
Total	59,090	61,366	80,291	30,000			
<u>REQUIREMENTS</u>							
Personnel Services	570,675	576,302	588,351	618,976	629,164	629,164	629,164
Materials & Services	47,244	44,729	54,234	61,400	56,798	56,798	56,798
Total	617,919	621,031	642,585	680,376	685,962	685,962	685,962
General Resource Contribution Required	558,829	559,665	562,294	650,376	685,962	685,962	685,962
Staffing FTE	6.00	6.00	6.00	5.00	5.00	5.00	5.00

Douglas County, Oregon
 General Fund
 Board of Commissioners

Department Detail

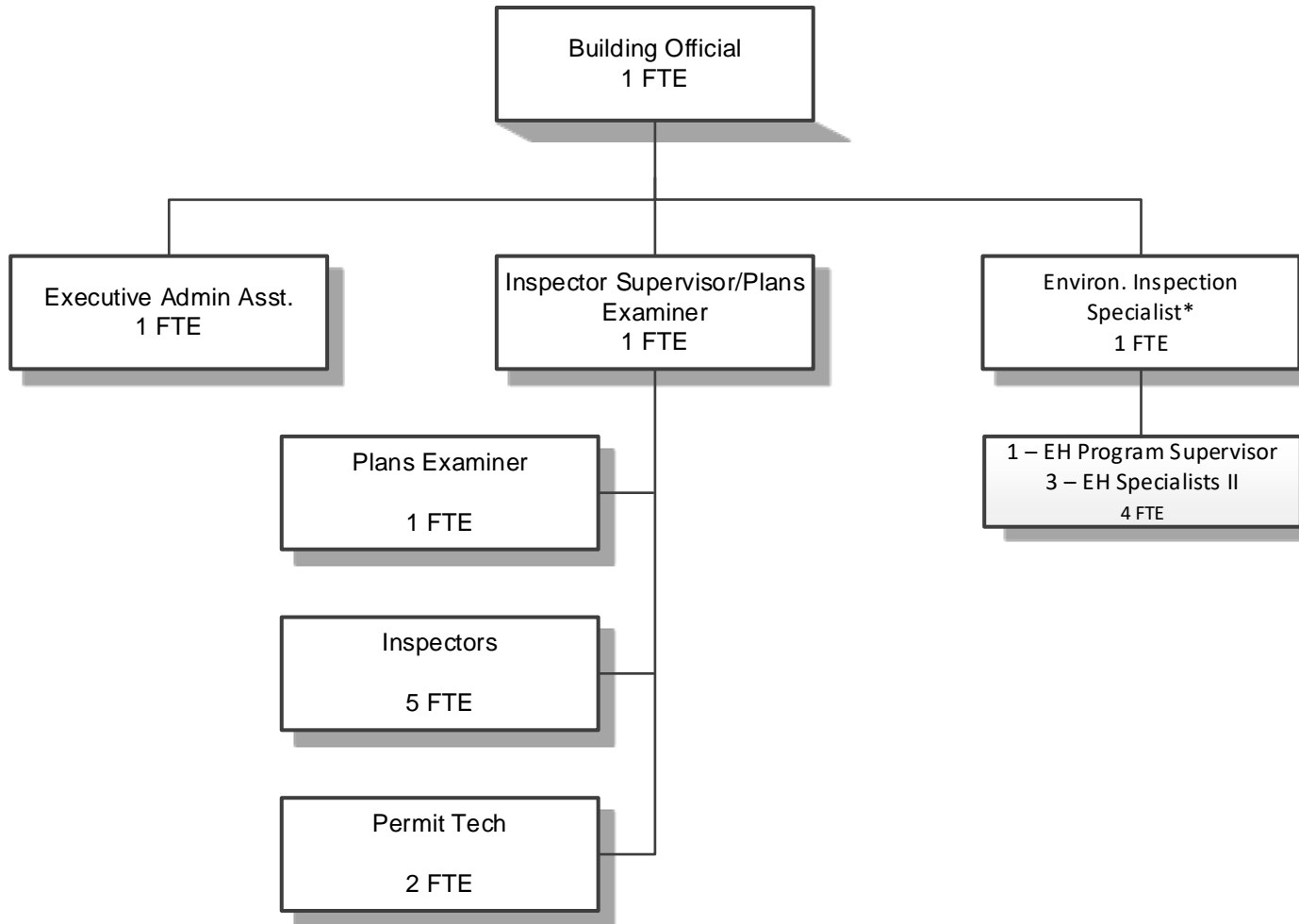
		Actual	Actual	Revised	Proposed	Approved	Adopted
		FY 17-18	FY 18-19	Budget	FY 20-21	FY 20-21	FY 20-21
				FY 19-20			
1000-05-0005-325202	St/Fed OR DOJ AEAP Grant	45,179	54,478	0	0	0	0
1000-05-0005-387900	Miscellaneous Revenues	196	0	0	0	0	0
1000-05-0005-390216	Transfers From Title III	15,991	25,813	30,000	0	0	0
Total Revenue		61,366	80,291	30,000	0	0	0
1000-05-0005-400000	Regular Employees	355,045	374,833	365,914	374,150	374,150	374,150
1000-05-0005-450000	PERS	98,032	88,716	123,897	126,687	126,687	126,687
1000-05-0005-451000	Social Security	26,386	27,741	27,993	28,622	28,622	28,622
1000-05-0005-452000	Worker's Compensation	2,663	2,811	2,745	1,871	1,871	1,871
1000-05-0005-453000	Unemployment	1,776	1,874	1,830	1,122	1,122	1,122
1000-05-0005-454000	Medical and Dental Insurance	92,400	92,376	96,597	96,712	96,712	96,712
Total Personnel Services		576,302	588,351	618,976	629,164	629,164	629,164
1000-05-0005-629500	Equipment-Noninventory	399	2,074	500	0	0	0
1000-05-0005-629502	Equipment-Noninv Computer Repl	0	0	0	700	700	700
1000-05-0005-629900	Other Materials and Supplies	618	327	500	0	0	0
1000-05-0005-646000	Software	447	411	400	98	98	98
1000-05-0005-668001	Communication Telephone	3,008	3,149	4,500	4,500	4,500	4,500
1000-05-0005-672001	Fire/Liab Interdept Charges	500	500	600	600	600	600
1000-05-0005-740000	Office Supplies and Expenses	3,084	1,638	1,800	1,800	1,800	1,800
1000-05-0005-741000	Postage	164	189	500	500	500	500
1000-05-0005-742000	Duplicating Services	0	33	0	0	0	0
1000-05-0005-742001	Photos and Copying Dup Svcs	369	369	0	500	500	500
1000-05-0005-750000	Subscriptions Books & Periodi	1,163	1,190	1,400	1,400	1,400	1,400
1000-05-0005-755000	Travel	18,514	34,771	34,000	4,000	4,000	4,000
1000-05-0005-755080	Travel Mileage Reimbursement	15,012	7,311	15,000	40,000	40,000	40,000
1000-05-0005-756000	Conventions Schools Seminars	1,370	2,156	2,000	2,500	2,500	2,500
1000-05-0005-780000	Legal Publication and Printing	81	116	200	200	200	200
Total Materials and Services		44,729	54,234	61,400	56,798	56,798	56,798
Total Expenditures		621,031	642,585	680,376	685,962	685,962	685,962

--Due to a software upgrade account numbers and descriptions may have changed or been combined.

Douglas County, Oregon
 General Fund
 Board of Commissioners

PERSONNEL SERVICES					
	Actual FTE FY 17-18	Actual FTE FY 18-19	Revised Budget FTE FY 19-20	Budget FY 20-21	
				FTE	Amount
Commissioner	3.00	3.00	3.00	3.00	266,322
Board Assistant	3.00	3.00	2.00	2.00	107,828
Total Regular	6.00	6.00	5.00	5.00	374,150
PERS		33.86%, 44.00%			126,687
Social Security		7.65%			28,622
Worker's Compensation		0.50%			1,871
Unemployment		0.30%			1,122
Medical & Dental Insurance		Varied			96,712
Total Personnel Services					629,164

BUILDING DEPARTMENT



* This position coordinates with Building but is supervised by Planning Director

Douglas County, Oregon
 General Fund
 Building Department (1200)

	Actual FY 16-17	Actual FY 17-18	Actual FY 18-19	Revised Budget FY 19-20	Proposed FY 20-21	Approved FY 20-21	Adopted FY 20-21
<u>RESOURCES</u>							
Intergovernmental Revenues							51,000
Charges and Fees	1,424,031	1,436,701	1,738,845	1,644,750	1,700,032	1,700,032	2,072,332
Total	<u>1,424,031</u>	<u>1,436,701</u>	<u>1,738,845</u>	<u>1,644,750</u>	<u>1,700,032</u>	<u>1,700,032</u>	<u>2,123,332</u>
<u>REQUIREMENTS</u>							
Personnel Services	853,759	1,073,073	1,092,783	1,402,320	1,432,033	1,432,033	1,807,704
Materials and Services	163,955	148,704	152,518	205,930	262,499	262,499	310,128
Capital Outlay	<u>8,535</u>	<u> </u>	<u>4,903</u>	<u>36,500</u>	<u>5,500</u>	<u>5,500</u>	<u>5,500</u>
Total	<u>1,026,249</u>	<u>1,221,777</u>	<u>1,250,204</u>	<u>1,644,750</u>	<u>1,700,032</u>	<u>1,700,032</u>	<u>2,123,332</u>
Resources (Over) Under Requirements before Carryforward	(397,782)	(214,924)	(488,641)				
Staffing FTE	9.25	10.25	11.25	12.00	12.00	12.00	16.00
<u>BUILDING/ELECTRICAL GENERAL OPERATIONS</u>							
Charges for Services	(1,424,031)	(1,436,701)	(1,738,845)	(1,644,750)	(1,700,032)	(1,700,032)	(1,700,032)
Requirements	<u>1,026,249</u>	<u>1,221,777</u>	<u>1,250,204</u>	<u>1,644,750</u>	<u>1,700,032</u>	<u>1,700,032</u>	<u>1,700,032</u>
General Resource Contribution Required	<u>(397,782)</u>	<u>(214,924)</u>	<u>(488,641)</u>				
<u>ENVIRONMENTAL HEALTH</u>							
Charges for Services							(372,300)
Intergovernmental: State Water Program/Local Assistance							(51,000)
Requirements							<u>423,300</u>
General Resource Contribution Required							
Total General Resource Contribution Required	(397,782)	(214,924)	(488,641)				
Capital Outlay							
New Copier							2,550
Large Capacity Paper Tray for Copier							<u>2,950</u>
							<u>5,500</u>

Beginning FY21 Environmental Health has been moved from the Planning Department to the Building Department.

Douglas County, Oregon
 General Fund
 Building Department

Department Detail

		Actual	Actual	Revised	Proposed	Approved	Adopted
		FY 17-18	FY 18-19	Budget	FY 20-21	FY 20-21	FY 20-21
				FY 19-20			
1000-10-1200-205013	Building Inspection Fees	1,438,089	1,739,150	1,644,750	1,700,032	1,700,032	1,700,032
1000-10-1200-205015	Environ Lic & Insp Fees	0	0	0	0	0	372,000
1000-10-1200-321010	St/Fed OHA St Water Program	0	0	0	0	0	51,000
1000-10-1200-338004	State OR Building Codes Division	5	20	0	0	0	0
1000-10-1200-387900	Miscellaneous Revenues	132	4,435	0	0	0	300
1000-10-1200-387930	Misc Public Records Requests	43	0	0	0	0	0
1000-10-1200-387980	Misc Cash Over/Short	0	(10)	0	0	0	0
1000-10-1200-387995	Misc NSF Checks	(1,568)	(4,750)	0	0	0	0
Total Revenue		1,436,701	1,738,845	1,644,750	1,700,032	1,700,032	2,123,332
1000-10-1200-400000	Regular Employees	611,102	655,544	758,041	791,895	791,895	1,017,686
1000-10-1200-403000	Temporary Employees	53,974	10,998	30,000	30,000	30,000	30,200
1000-10-1200-405000	Overtime	21,956	18,397	23,000	23,000	23,000	23,000
1000-10-1200-450000	PERS	167,471	170,331	270,949	295,862	295,862	379,352
1000-10-1200-451000	Social Security	51,154	50,145	62,045	64,634	64,634	81,922
1000-10-1200-452000	Worker's Compensation	5,153	5,137	6,083	4,224	4,224	5,354
1000-10-1200-453000	Unemployment	6,863	6,850	8,110	5,069	5,069	6,425
1000-10-1200-454000	Medical and Dental Insurance	155,400	175,381	244,092	217,349	217,349	263,765
Total Personnel Services		1,073,073	1,092,783	1,402,320	1,432,033	1,432,033	1,807,704
1000-10-1200-535000	Environmental Health Contracts	0	0	0	0	0	15,000
1000-10-1200-629500	Equipment-Noninventory	0	8,317	8,250	9,050	9,050	9,450
1000-10-1200-629502	Equipment-Noninv Computer Repl	0	0	0	0	0	2,800
1000-10-1200-629900	Other Materials and Supplies	6,181	3,491	13,800	14,200	14,200	14,200
1000-10-1200-646000	Software	5,515	1,628	7,150	3,981	3,981	4,881
1000-10-1200-646002	Software Maintenance	0	0	0	29,563	29,563	30,063
1000-10-1200-650000	Interdept Vehicle Expense	45,738	49,736	61,000	125,925	125,925	139,624
1000-10-1200-651002	Equip/Vehicle Service Contract	21,325	27,420	25,000	0	0	0
1000-10-1200-668001	Communication Telephone	13,555	9,465	14,500	14,500	14,500	15,100
1000-10-1200-672001	Fire/Liab Interdept Charges	4,000	6,500	7,500	5,100	5,100	9,100
1000-10-1200-730000	Advertising/Publicity	6,038	3,310	5,500	5,500	5,500	5,500
1000-10-1200-740000	Office Supplies and Expenses	7,160	8,272	9,500	10,500	10,500	12,560
1000-10-1200-741000	Postage	1,673	1,547	3,500	3,500	3,500	4,300

--Due to a software upgrade account numbers and descriptions may have changed or been combined.

Douglas County, Oregon
 General Fund
 Building Department

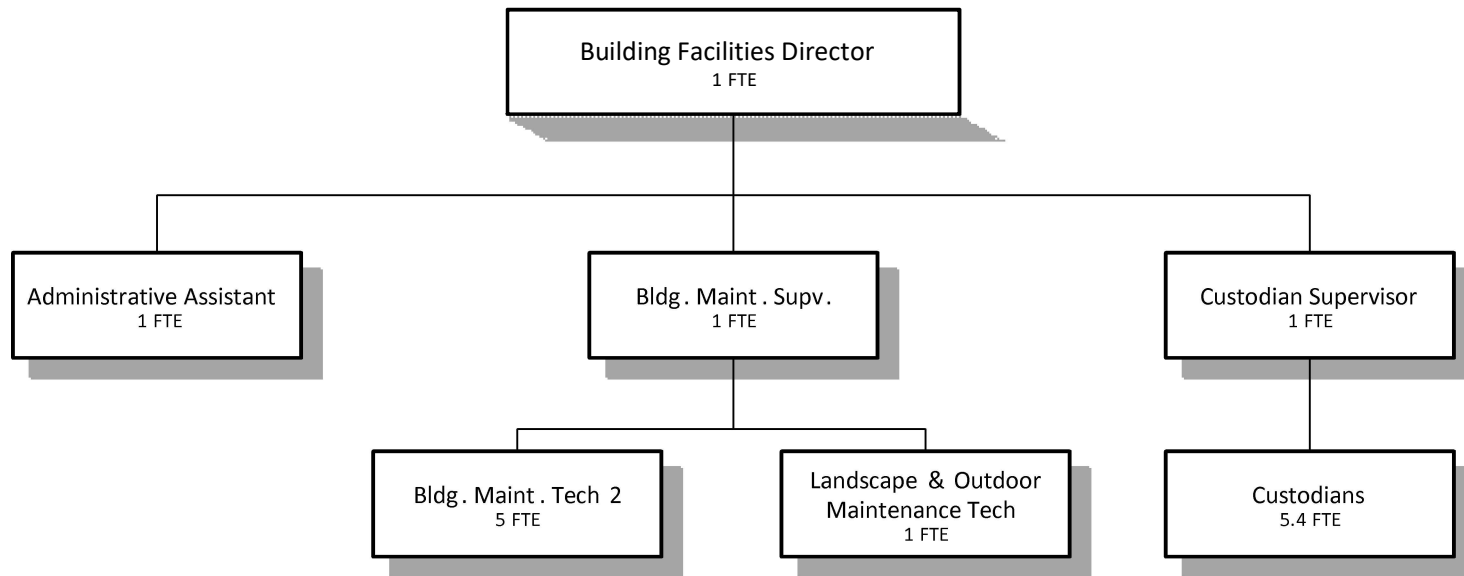
Department Detail

		Actual	Actual	Revised	Proposed	Approved	Adopted
		FY 17-18	FY 18-19	Budget	FY 20-21	FY 20-21	FY 20-21
				FY 19-20			
1000-10-1200-742001	Photos and Copying Dup Svcs	1,209	1,124	1,750	2,300	2,300	3,100
1000-10-1200-750000	Subscriptions Books & Periodi	4,669	2,490	5,000	8,500	8,500	8,500
1000-10-1200-755000	Travel	1,421	2,025	6,000	10,000	10,000	10,500
1000-10-1200-756000	Conventions Schools Seminars	7,400	3,063	9,000	12,000	12,000	13,820
1000-10-1200-758000	Dues and Memberships	1,565	1,620	4,100	5,500	5,500	6,000
1000-10-1200-785000	Pre-employment Testing	380	190	380	380	380	380
1000-10-1200-786500	Bank Card Fees	20,875	22,320	24,000	2,000	2,000	5,250
Total Materials and Services		148,704	152,518	205,930	262,499	262,499	310,128
1000-10-1200-820000	Furniture and Equipment	0	0	5,500	0	0	0
1000-10-1200-820099	Furniture and Equipment Noninv	0	4,903	0	5,500	5,500	5,500
1000-10-1200-830000	Vehicles and Heavy Equipment	0	0	31,000	0	0	0
Total Capital Outlay		0	4,903	36,500	5,500	5,500	5,500
Total Expenditures		1,221,777	1,250,204	1,644,750	1,700,032	1,700,032	2,123,332

Douglas County, Oregon
General Fund
Building Department

PERSONNEL SERVICES					
	Actual	Actual	Revised	Budget	
	FTE	FTE	Budget	FY 20-21	
	FY 17-18	FY 18-19	FTE	FTE	Amount
Building Official	1.00	1.00	1.00	1.00	106,538
Environmental Health Prog Supervisor				1.00	69,398
Environmental Health Specialist 2				3.00	156,393
Environmental Inspection Specialist	0.25	0.25	1.00	1.00	46,677
Electrical Inspector	1.00	1.00	1.00	1.00	72,197
Building Inspection Supervisor	1.00	1.00	1.00	1.00	82,348
Plans Examiner Engineer	1.00	1.00	1.00	1.00	81,037
Building Inspector	4.00	4.00	4.00	4.00	277,368
Building Permit Tech	2.00	1.00	2.00	2.00	82,281
Executive Admin Asst		1.00	1.00	1.00	43,449
Department Assistant		1.00			
Total Regular	<u>10.25</u>	<u>11.25</u>	<u>12.00</u>	<u>16.00</u>	<u>1,017,686</u>
Temporary					30,200
Overtime					23,000
PERS		33.86%, 44.00%			379,352
Social Security		7.65%			81,922
Worker's Compensation		0.50%			5,354
Unemployment		0.60%			6,425
Medical & Dental Insurance		Varied			<u>263,765</u>
Total Personnel Services					<u><u>1,807,704</u></u>

BUILDING FACILITIES



Douglas County, Oregon
 General Fund
 Building Facilities (0800)

	Actual FY 16-17	Actual FY 17-18	Actual FY 18-19	Revised Budget FY 19-20	Proposed FY 20-21	Approved FY 20-21	Adopted FY 20-21
<u>RESOURCES</u>							
Intergovernmental Revenues	100,000	9,250					
Charges for Services	2,235	3,265	13,806	1,900	1,900	1,900	1,900
Total	102,235	12,515	13,806	1,900	1,900	1,900	1,900
<u>REQUIREMENTS</u>							
Personnel Services	953,627	1,019,072	1,009,665	1,184,115	1,211,415	1,211,415	1,211,415
Materials and Services	783,481	772,809	824,257	770,494	908,944	908,944	908,944
Capital Outlay	5,277	39,566	30,483	500,000	272,500	272,500	347,500
Total	1,742,385	1,831,447	1,864,405	2,454,609	2,392,859	2,392,859	2,467,859
General Resource Contribution Required	1,640,150	1,818,932	1,850,599	2,452,709	2,390,959	2,390,959	2,465,959
Staffing FTE	15.51	15.40	15.40	15.40	15.40	15.40	15.40
Capital Outlay							
Museum Fire Sprinkler System							55,000
Courthouse Door Replacement							195,000
Utility Vehicle with Dump Bed							22,500
Juvenile Detention HVAC Upgrade							15,000
South Douglas Justice Court Remodel							45,000
Café Dishwasher							15,000
							<u>347,500</u>

Douglas County, Oregon
 General Fund
 Building Facilities

Department Detail

		Actual	Actual	Revised	Proposed	Approved	Adopted
		FY 17-18	FY 18-19	Budget	FY 20-21	FY 20-21	FY 20-21
				FY 19-20			
1000-05-0800-325301	St/Fed OEM Emerg Mgmt Asst	9,250	0	0	0	0	0
1000-05-0800-382003	Land/Building Rents & Leases	1,200	1,200	1,200	1,200	1,200	1,200
1000-05-0800-387006	ATM Transaction Sales Fees	578	611	300	300	300	300
1000-05-0800-387900	Miscellaneous Revenues	975	11,995	400	400	400	400
1000-05-0800-387990	Misc Subrogating Claim Recovry	512	0	0	0	0	0
Total Revenue		12,515	13,806	1,900	1,900	1,900	1,900
1000-05-0800-400000	Regular Employees	564,686	565,517	641,074	672,366	672,366	672,366
1000-05-0800-403000	Temporary Employees	9,257	18,699	19,300	19,300	19,300	19,300
1000-05-0800-405000	Overtime	3,607	2,146	3,000	3,000	3,000	3,000
1000-05-0800-450000	PERS	156,620	164,279	231,588	235,840	235,840	235,840
1000-05-0800-451000	Social Security	42,247	42,727	50,748	53,142	53,142	53,142
1000-05-0800-452000	Worker's Compensation	11,492	11,728	13,267	6,947	6,947	6,947
1000-05-0800-453000	Unemployment	5,746	8,795	9,951	4,168	4,168	4,168
1000-05-0800-454000	Medical and Dental Insurance	225,417	195,774	215,187	216,652	216,652	216,652
Total Personnel Services		1,019,072	1,009,665	1,184,115	1,211,415	1,211,415	1,211,415
1000-05-0800-509900	Other Professional Services	21,020	8,850	5,000	40,000	40,000	40,000
1000-05-0800-606000	Tools	3,331	5,876	5,000	3,000	3,000	3,000
1000-05-0800-606500	Fuel and Oil	6,421	8,341	6,000	1,200	1,200	1,200
1000-05-0800-611000	Safety Supplies	0	0	0	3,000	3,000	3,000
1000-05-0800-615000	Uniforms and Uniform Allowance	0	0	0	700	700	700
1000-05-0800-629500	Equipment-Noninventory	5,578	8,792	7,000	0	0	0
1000-05-0800-645000	Equipment/Vehicle Rent	4,661	10,472	7,000	4,500	4,500	4,500
1000-05-0800-646000	Software	729	331	1,094	144	144	144
1000-05-0800-650000	Interdept Vehicle Exp	0	0	0	8,000	8,000	8,000
1000-05-0800-651000	Equip/Vehicle Maint & Repair	5,131	2,645	5,000	8,000	8,000	8,000
1000-05-0800-651002	Equip/Vehicle Service Contract	24,539	69,961	75,000	0	0	0
1000-05-0800-651042	Equip/Vehicle Maint	0	0	0	2,500	2,500	2,500
1000-05-0800-655000	Building and Grounds Maint	50,482	83,417	34,300	14,300	14,300	14,300
1000-05-0800-655002	B&G Maint Electrical Maint	7,683	8,955	7,000	15,300	15,300	15,300
1000-05-0800-655003	B&G Maint Mechanical Maint	0	0	0	22,500	22,500	22,500
1000-05-0800-655004	B&G Maint Jail Maint/Repair	0	0	0	7,500	7,500	7,500

--Due to a software upgrade account numbers and descriptions may have changed or been combined.

Douglas County, Oregon
 General Fund
 Building Facilities

Department Detail

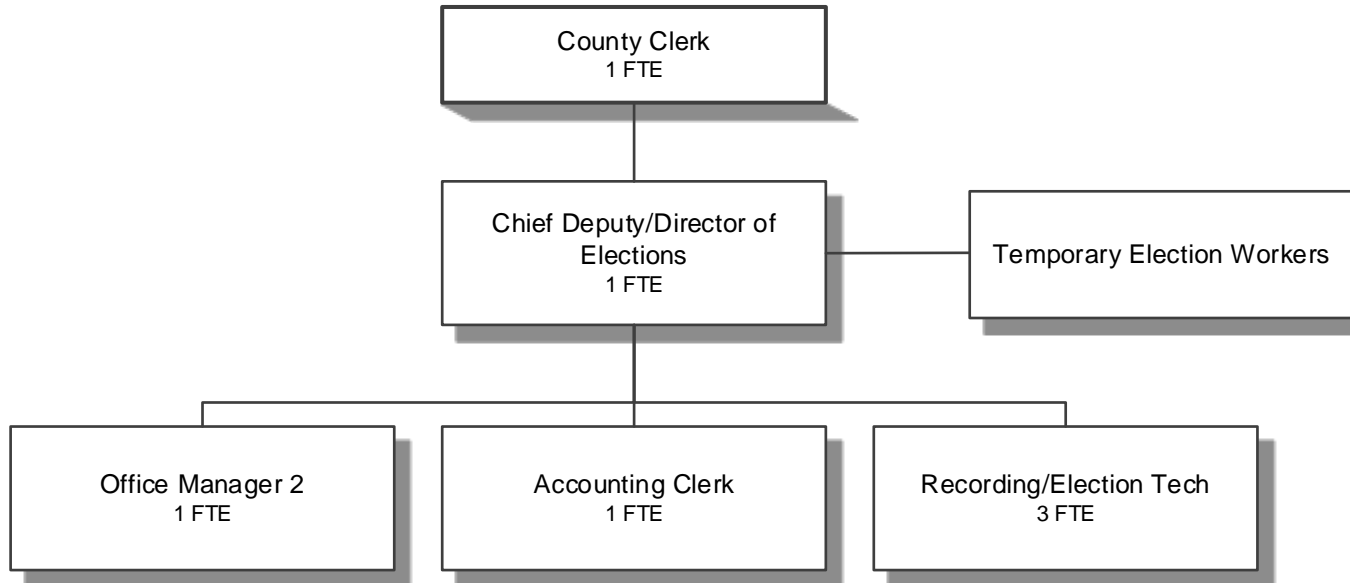
		Actual	Actual	Revised	Proposed	Approved	Adopted
		FY 17-18	FY 18-19	Budget	FY 20-21	FY 20-21	FY 20-21
				FY 19-20			
1000-05-0800-655005	B&G Maint Custodial Supplies	19,580	15,896	18,000	23,200	23,200	23,200
1000-05-0800-655006	B&G Maint Landscaping	0	0	0	6,400	6,400	6,400
1000-05-0800-655010	B&G Maint Structural M&R	0	0	0	68,800	68,800	68,800
1000-05-0800-655020	B&G Maint M&R Contracts	38,576	50,701	44,000	91,400	91,400	91,400
1000-05-0800-668001	Communication Telephone	3,931	3,988	3,500	700	700	700
1000-05-0800-668015	Communication Cell Phones	0	0	0	3,400	3,400	3,400
1000-05-0800-668501	Utilities Electric	355,711	336,918	344,000	353,000	353,000	353,000
1000-05-0800-668502	Utilities Heat	116,862	105,480	106,400	107,000	107,000	107,000
1000-05-0800-668503	Utilities Water and Sewer	87,599	86,183	82,600	105,900	105,900	105,900
1000-05-0800-668504	Utilities Garbage	6,551	6,543	5,900	7,500	7,500	7,500
1000-05-0800-671555	Workers' Comp InterdeptCharges	2,000	116	0	0	0	0
1000-05-0800-672001	Fire/Liab Interdept Charges	4,300	6,000	6,600	4,200	4,200	4,200
1000-05-0800-740000	Office Supplies and Expenses	2,608	1,291	1,000	1,000	1,000	1,000
1000-05-0800-741000	Postage	230	100	100	100	100	100
1000-05-0800-755000	Travel	853	1,083	2,000	2,000	2,000	2,000
1000-05-0800-756000	Conventions Schools Seminars	1,376	837	2,000	2,500	2,500	2,500
1000-05-0800-780000	Legal Publication and Printing	336	0	500	200	200	200
1000-05-0800-785000	Pre-employment Testing	1,341	343	1,000	1,000	1,000	1,000
1000-05-0800-790000	Miscellaneous	1,380	1,138	500	0	0	0
Total Materials and Services		772,809	824,257	770,494	908,944	908,944	908,944
1000-05-0800-810099	Buildings & Improvement Noninv	36,245	0	500,000	250,000	250,000	310,000
1000-05-0800-820000	Furniture and Equipment	0	27,983	0	0	0	15,000
1000-05-0800-820099	Furniture and Equipment Noninv	3,321	2,500	0	0	0	0
1000-05-0800-830000	Vehicles and Heavy Equip	0	0	0	22,500	22,500	22,500
Total Capital Outlay		39,566	30,483	500,000	272,500	272,500	347,500
Total Expenditures		1,831,447	1,864,405	2,454,609	2,392,859	2,392,859	2,467,859

--Due to a software upgrade account numbers and descriptions may have changed or been combined.

Douglas County, Oregon
 General Fund
 Building Facilities

PERSONNEL SERVICES						
	Actual	Actual	Revised	Budget		
	FTE	FTE	Budget	FY 20-21		
	FY 17-18	FY 18-19	FTE	FTE	Amount	
Building Facilities Director	1.00	1.00	1.00	1.00	96,435	
Building Maintenance Supervisor	1.00	1.00	1.00	1.00	72,197	
Building Maintenance Tech 2	5.00	6.00	6.00	5.00	227,353	
Building Maintenance Tech 1	1.00					
Landscape & Outdoor Maint Tech				1.00	39,334	
Custodian Foreman	1.00	1.00	1.00			
Custodian Supervisor				1.00	35,644	
Custodian	5.40	5.40	5.40	5.40	158,844	
Administrative Assistant		1.00	1.00	1.00	42,559	
Office Manager 1	1.00					
Total Regular	<u>15.40</u>	<u>15.40</u>	<u>15.40</u>	<u>15.40</u>	<u>672,366</u>	
Temporary					19,300	
Overtime					3,000	
PERS		33.86%, 44.00%			235,840	
Social Security		7.65%			53,142	
Worker's Compensation		1.00%			6,947	
Unemployment		0.60%			4,168	
Medical & Dental Insurance		Varied			<u>216,652</u>	
Total Personnel Services					<u><u>1,211,415</u></u>	

CLERK



Douglas County, Oregon
General Fund
County Clerk (0100)

Department Overview

	Actual FY 16-17	Actual FY 17-18	Actual FY 18-19	Revised Budget FY 19-20	Proposed FY 20-21	Approved FY 20-21	Adopted FY 20-21
<u>GENERAL OPERATIONS</u>							
<u>RESOURCES</u>							
Intergovernmental Revenues	10,571	69,136	9,726	9,500	9,500	9,500	9,500
Charges and Fees	839,865	767,049	826,661	761,175	837,050	837,050	837,050
Total	850,436	836,185	836,387	770,675	846,550	846,550	846,550
<u>REQUIREMENTS</u>							
Personnel Services	544,583	568,665	539,452	578,617	557,189	557,189	557,189
Materials and Services	259,391	227,164	204,728	168,550	269,452	269,452	269,452
Capital Outlay	45,082		3,332				
Total	849,056	795,829	747,512	747,167	826,641	826,641	826,641
General Resource (Contribution) Required	(1,380)	(40,356)	(88,875)				
<i>Budgeted Central Service Reimbursement</i>				(23,508)	(19,909)	(19,909)	(19,909)
<u>COUNTY CLERK RECORDS DEDICATED FUNDS (ORS 205.320)</u>							
<u>RESOURCES</u>							
Beginning Balance - Restricted Use	84,864	97,012	116,816	90,000	125,000	125,000	125,000
Charges and Fees	46,631	45,392	43,472	45,000	45,000	45,000	45,000
Total	131,495	142,404	160,288	135,000	170,000	170,000	170,000
<u>REQUIREMENTS</u>							
Materials and Services	34,483	11,446	31,205	45,000	38,126	38,126	38,126
Capital Outlay		14,142	2,681				
Total	34,483	25,588	33,886	45,000	38,126	38,126	38,126
Ending Balance - Restricted Use	97,012	116,816	126,402	90,000	131,874	131,874	131,874
<u>TOTAL DEPARTMENT</u>							
Revenues: Charges, Fees and Intergovernmental	897,067	881,577	879,859	815,675	891,550	891,550	891,550
Expenditures:							
Personnel Services	544,583	568,665	539,452	578,617	557,189	557,189	557,189
Materials and Services	293,874	238,610	235,933	213,550	307,578	307,578	307,578
Capital Outlay	45,082	14,142	6,013				
Total Expenditures	883,539	821,417	781,398	792,167	864,767	864,767	864,767
Staffing FTE	7.00	7.00	6.90	7.00	7.00	7.00	7.00

Douglas County, Oregon
General Fund
County Clerk

Department Detail

		Actual FY 17-18	Actual FY 18-19	Revised Budget FY 19-20	Proposed FY 20-21	Approved FY 20-21	Adopted FY 20-21
1000-05-0100-205000	Fees Services & Charges	2,478	1,865	2,000	2,000	2,000	2,000
1000-05-0100-205001	Recording Fees	545,780	530,731	535,000	545,000	545,000	545,000
1000-05-0100-205002	Lien Fees	23,323	24,263	20,000	20,000	20,000	20,000
1000-05-0100-205003	Special Election Fees	7,615	68,656	0	68,000	68,000	68,000
1000-05-0100-205014	Spread Lists Fees	425	592	1,000	500	500	500
1000-05-0100-228002	Photocopy Services	13,452	15,751	16,000	15,000	15,000	15,000
1000-05-0100-228004	Image Export Fees/Subscription	51,917	52,584	55,000	55,000	55,000	55,000
1000-05-0100-228005	Mental Health Duplication Svcs	0	417	500	200	200	200
1000-05-0100-262000	Vital Statistics Fees	144,255	153,400	150,000	150,000	150,000	150,000
1000-05-0100-290007	Marriage License Fees	17,200	15,925	18,000	18,000	18,000	18,000
1000-05-0100-295001	Affordable Housing Admin Fees	4,984	4,492	5,000	5,000	5,000	5,000
1000-05-0100-296500	Domestic Partnership Fees	0	25	25	0	0	0
1000-05-0100-339000	State Other Assistance	69,136	9,726	9,500	9,500	9,500	9,500
1000-05-0100-387900	Miscellaneous Revenues	990	1,312	3,650	3,350	3,350	3,350
1000-05-0100-387980	Misc Cash Over/Short	22	20	0	0	0	0
1000-05-0100-387995	Misc NSF Checks	0	100	0	0	0	0
Total Revenue		881,577	879,859	815,675	891,550	891,550	891,550
1000-05-0100-400000	Regular Employees	292,980	284,925	306,949	294,493	294,493	294,493
1000-05-0100-403000	Temporary Employees	22,806	27,760	15,000	25,000	25,000	25,000
1000-05-0100-405000	Overtime	857	229	0	0	0	0
1000-05-0100-450000	PERS	105,884	103,139	125,311	108,837	108,837	108,837
1000-05-0100-451000	Social Security	23,000	22,715	24,629	24,442	24,442	24,442
1000-05-0100-452000	Worker's Compensation	2,375	2,347	2,415	1,598	1,598	1,598
1000-05-0100-453000	Unemployment	3,163	1,565	1,609	959	959	959
1000-05-0100-454000	Medical and Dental Insurance	117,600	96,772	102,704	101,860	101,860	101,860
Total Personnel Services		568,665	539,452	578,617	557,189	557,189	557,189
1000-05-0100-509900	Other Professional Services	31,968	19,909	12,000	28,064	28,064	28,064
1000-05-0100-629500	Equipment-Noninventory	6,080	1,987	7,000	5,423	5,423	5,423
1000-05-0100-629502	Equipment-Noninv Computer Repl	0	0	0	3,790	3,790	3,790
1000-05-0100-646000	Software	175	209	2,500	1,595	1,595	1,595
1000-05-0100-646002	Software Maintenance	20,151	44,419	62,000	55,055	55,055	55,055
1000-05-0100-650000	Interdept Vehicle Expense	1,413	1,286	1,000	1,200	1,200	1,200
1000-05-0100-651002	Equip/Vehicle Service Contract	19,438	19,469	20,500	20,480	20,480	20,480
1000-05-0100-655010	B&G Maint Structural M&R	0	0	0	18,000	18,000	18,000

--Due to a software upgrade account numbers and descriptions may have changed or been combined.

Douglas County, Oregon
General Fund
County Clerk

Department Detail

		Actual FY 17-18	Actual FY 18-19	Revised Budget FY 19-20	Proposed FY 20-21	Approved FY 20-21	Adopted FY 20-21
1000-05-0100-668001	Communication Telephone	2,601	2,209	2,750	2,750	2,750	2,750
1000-05-0100-672001	Fire/Liab Interdept Charges	2,400	3,000	3,200	1,900	1,900	1,900
1000-05-0100-735000	Printing	90,673	87,737	58,200	100,000	100,000	100,000
1000-05-0100-740000	Office Supplies and Expenses	8,928	9,491	7,750	8,120	8,120	8,120
1000-05-0100-741000	Postage	36,017	29,465	18,500	36,200	36,200	36,200
1000-05-0100-742001	Photos and Copying Dup Svcs	614	0	600	750	750	750
1000-05-0100-742002	Microfilming Dup Svcs	7,839	5,149	7,500	9,681	9,681	9,681
1000-05-0100-750000	Subscriptions Books & Periodi	1,316	77	250	450	450	450
1000-05-0100-755000	Travel	1,875	2,463	2,800	5,300	5,300	5,300
1000-05-0100-756000	Conventions Schools Seminars	4,491	5,845	5,500	6,500	6,500	6,500
1000-05-0100-758000	Dues and Memberships	800	920	500	600	600	600
1000-05-0100-780000	Legal Publication and Printing	792	0	500	500	500	500
1000-05-0100-780001	Legal Pub & Print Special Elec	1,039	2,078	0	1,000	1,000	1,000
1000-05-0100-782000	Advisory Committee Expense	0	220	500	220	220	220
Total Materials and Services		238,610	235,933	213,550	307,578	307,578	307,578
1000-05-0100-820000	Furniture and Equipment	11,530	0	0	0	0	0
1000-05-0100-820099	Furniture and Equipment Noninv	2,612	6,013	0	0	0	0
Total Capital Outlay		14,142	6,013	0	0	0	0
Total Expenditures		821,417	781,398	792,167	864,767	864,767	864,767

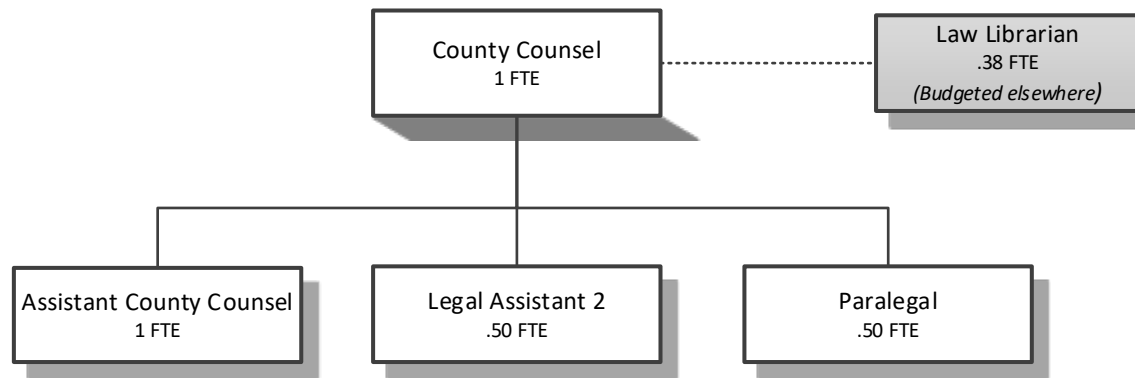
Activity By Program - General Operations

Administration	225,142	225,592	234,387	146,402	146,402	146,402
Elections	193,279	184,152	203,393	247,614	247,614	247,614
Vital Records	(86,816)	(93,293)	(85,646)	(81,975)	(81,975)	(81,975)
Recording	(371,961)	(405,326)	(375,642)	(331,950)	(331,950)	(331,950)
General Resource (Contribution) Required	(40,356)	(88,875)	(23,508)	(19,909)	(19,909)	(19,909)

Douglas County, Oregon
General Fund
County Clerk

PERSONNEL SERVICES					
	Actual	Actual	Revised	Budget	
	FTE	FTE	Budget	FY 20-21	
	FY 17-18	FY 18-19	FY 19-20	FTE	Amount
County Clerk	1.00	1.00	1.00	1.00	70,221
Chief Deputy/Director of Elections	1.00	1.00	1.00	1.00	46,883
Accounting Clerk 2	1.00	1.00	1.00	1.00	40,336
Office Manager 2	1.00	0.90	1.00	1.00	42,661
Records & Elections Tech 2	3.00	3.00	3.00	2.00	66,722
Records & Elections Tech 1				1.00	27,670
Total Regular	<u>7.00</u>	<u>6.90</u>	<u>7.00</u>	<u>7.00</u>	<u>294,493</u>
Temporary					25,000
PERS		33.86%, 44.00%			108,837
Social Security		7.65%			24,442
Worker's Compensation		0.50%			1,598
Unemployment		0.30%			959
Medical & Dental Insurance		Varied			<u>101,860</u>
Total Personnel Services					<u><u>557,189</u></u>

COUNTY COUNSEL



Douglas County, Oregon
 General Fund
 County Counsel (0550)

	<u>Actual</u> <u>FY 16-17</u>	<u>Actual</u> <u>FY 17-18</u>	<u>Actual</u> <u>FY 18-19</u>	<u>Revised</u> <u>Budget</u> <u>FY 19-20</u>	<u>Proposed</u> <u>FY 20-21</u>	<u>Approved</u> <u>FY 20-21</u>	<u>Adopted</u> <u>FY 20-21</u>
<u>REQUIREMENTS</u>							
Personnel Services	319,904	306,440	389,579	439,062	448,301	448,301	448,301
Materials and Services	<u>16,443</u>	<u>27,675</u>	<u>16,672</u>	<u>19,710</u>	<u>18,710</u>	<u>18,710</u>	<u>18,710</u>
Total	<u>336,347</u>	<u>334,115</u>	<u>406,251</u>	<u>458,772</u>	<u>467,011</u>	<u>467,011</u>	<u>467,011</u>
<i>General Resource Contribution Required</i>	<i>336,347</i>	<i>334,115</i>	<i>406,251</i>	<i>458,772</i>	<i>467,011</i>	<i>467,011</i>	<i>467,011</i>
Staffing FTE	3.00	3.00	3.00	3.00	3.00	3.00	3.00

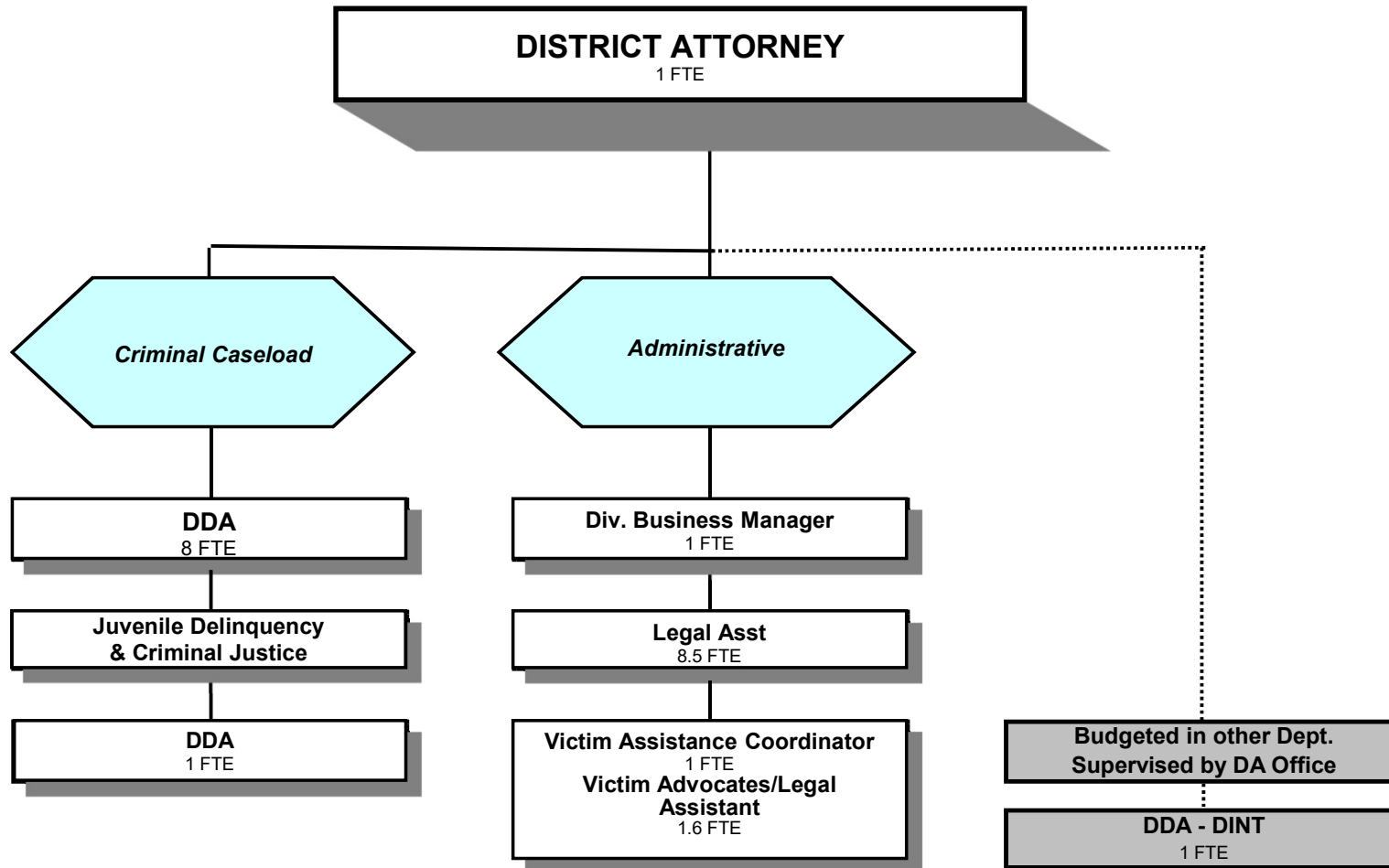
Douglas County, Oregon
General Fund
County Counsel

Department Detail

		Actual	Actual	Revised	Proposed	Approved	Adopted
		FY 17-18	FY 18-19	Budget	FY 20-21	FY 20-21	FY 20-21
				FY 19-20			
1000-05-0550-400000	Regular Employees	201,598	247,758	267,350	276,257	276,257	276,257
1000-05-0550-403000	Temporary Employees	2,341	0	0	0	0	0
1000-05-0550-450000	PERS	58,027	83,741	107,034	110,322	110,322	110,322
1000-05-0550-451000	Social Security	15,327	18,324	20,452	21,134	21,134	21,134
1000-05-0550-452000	Worker's Compensation	1,529	1,858	2,005	1,381	1,381	1,381
1000-05-0550-453000	Unemployment	1,018	1,239	1,337	829	829	829
1000-05-0550-454000	Medical and Dental Insurance	26,600	36,659	40,884	38,378	38,378	38,378
Total Personnel Services		306,440	389,579	439,062	448,301	448,301	448,301
1000-05-0550-500000	Legal Services	2,806	0	0	0	0	0
1000-05-0550-509900	Other Professional Services	4,390	1,063	2,610	2,000	2,000	2,000
1000-05-0550-629500	Equipment-Noninventory	3,667	0	0	0	0	0
1000-05-0550-646000	Software	790	834	1,200	1,200	1,200	1,200
1000-05-0550-668001	Communication Telephone	234	176	200	200	200	200
1000-05-0550-672001	Fire/Liab Interdept Charges	1,700	2,500	2,700	1,700	1,700	1,700
1000-05-0550-740000	Office Supplies and Expenses	1,660	1,753	1,500	1,910	1,910	1,910
1000-05-0550-741000	Postage	124	110	200	200	200	200
1000-05-0550-742001	Photos and Copying Dup Svcs	129	126	400	200	200	200
1000-05-0550-750000	Subscriptions Books & Periodi	8,224	7,549	7,400	7,500	7,500	7,500
1000-05-0550-755000	Travel	1,201	872	1,000	1,100	1,100	1,100
1000-05-0550-756000	Conventions Schools Seminars	1,581	470	1,000	1,200	1,200	1,200
1000-05-0550-758000	Dues and Memberships	1,169	1,219	1,500	1,500	1,500	1,500
Total Materials and Services		27,675	16,672	19,710	18,710	18,710	18,710
Total Expenditures		334,115	406,251	458,772	467,011	467,011	467,011

Douglas County, Oregon
General Fund
County Counsel

PERSONNEL SERVICES					
	Actual FTE FY 17-18	Actual FTE FY 18-19	Revised Budget FTE FY 19-20	Budget FY 20-21	
				FTE	Amount
County Counsel	1.00	1.00	1.00	1.00	139,586
Assistant County Counsel	1.00	1.00	1.00	1.00	93,139
Paralegal	0.50	0.50	0.50	0.50	25,906
Legal Assistant 2	0.50	0.50	0.50	0.50	17,626
Total Regular	3.00	3.00	3.00	3.00	276,257
PERS		33.86%, 44.00%			110,322
Social Security		7.65%			21,134
Worker's Compensation		0.50%			1,381
Unemployment		0.30%			829
Medical & Dental Insurance		Varied			38,378
Total Personnel Services					448,301



Douglas County, Oregon
General Fund
District Attorney (1300)

	Actual FY 16-17	Actual FY 17-18	Actual FY 18-19	Revised Budget FY 19-20	Proposed FY 20-21	Approved FY 20-21	Adopted FY 20-21
<u>GENERAL OPERATIONS</u>							
<u>RESOURCES</u>							
Intergovernmental Revenues	79,329	255,167	104,329	54,329	51,943	51,943	51,943
Charges and Fees	152,093	121,447	121,170	100,000	100,000	100,000	100,000
Total	231,422	376,614	225,499	154,329	151,943	151,943	151,943
<u>REQUIREMENTS</u>							
Personnel Services	1,466,693	1,523,169	1,425,697	1,798,829	1,836,832	1,836,832	1,836,832
Materials and Services	131,741	120,573	183,361	155,669	150,769	150,769	150,769
Capital Outlay		14,922					
Total	1,598,434	1,658,664	1,609,058	1,954,498	1,987,601	1,987,601	1,987,601
General Resource Contribution Required	1,367,012	1,282,050	1,383,559	1,800,169	1,835,658	1,835,658	1,835,658
<u>VICTIMS ASSISTANCE, VOCA JUVENILE DEPENDENCY AND GRANTS</u>							
<u>RESOURCES</u>							
Beginning Balance - Restricted Use	110,172	82,657	172,831	150,000	75,000	75,000	75,000
Intergovernmental Revenues	143,514	370,224	359,501	362,505	326,511	326,511	326,511
Total	253,686	452,881	532,332	512,505	401,511	401,511	401,511
<u>REQUIREMENTS</u>							
Personnel Services	162,125	252,185	327,567	308,344	320,931	320,931	320,931
Materials and Services	8,904	27,865	18,412	54,161	50,553	50,553	50,553
Capital Outlay			9,770				
Total	171,029	280,050	355,749	362,505	371,484	371,484	371,484
Ending Balance - Restricted Use	82,657	172,831	176,583	150,000	75,000	75,000	75,000
General Resource Contribution Required					44,973	44,973	44,973
<u>TOTAL DEPARTMENT</u>							
Revenues	374,936	746,838	585,000	516,834	478,454	478,454	478,454
Expenditures:							
Personnel Services	1,628,818	1,775,354	1,753,264	2,107,173	2,157,763	2,157,763	2,157,763
Materials and Services	140,645	148,438	201,773	209,830	201,322	201,322	201,322
Capital Outlay		14,922	9,770				
Total Expenditures	1,769,463	1,938,714	1,964,807	2,317,003	2,359,085	2,359,085	2,359,085
Combined General Resource Contribution Required	1,367,012	1,282,050	1,383,559	1,800,169	1,880,631	1,880,631	1,880,631
Staffing FTE	23.00	23.00	22.60	22.10	22.10	22.10	22.10

Douglas County, Oregon
General Fund
District Attorney

Department Detail

		Actual	Actual	Revised	Proposed	Approved	Adopted
		FY 17-18	FY 18-19	Budget	FY 20-21	FY 20-21	FY 20-21
				FY 19-20			
1000-10-1300-228002	Photocopy Services	120,592	121,137	100,000	100,000	100,000	100,000
1000-10-1300-303000	Restitution	0	33	0	0	0	0
1000-10-1300-325201	St/Fed OR DOJ VOCA Grant	90,493	83,909	131,576	137,020	137,020	137,020
1000-10-1300-325202	St/Fed OR DOJ AEAP Grant	51,374	66,067	0	0	0	0
1000-10-1300-335200	State Oregon Dept of Justice	18,832	0	0	0	0	0
1000-10-1300-336000	State Dept of Corrections	25,838	0	0	0	0	0
1000-10-1300-338006	State OR Criminal Justice Comm	188,825	188,825	210,229	166,405	166,405	166,405
1000-10-1300-339500	Local Assistance	175,000	50,000	0	0	0	0
1000-10-1300-355002	Cost Share Victims Assist Prog	75,029	75,029	75,029	75,029	75,029	75,029
1000-10-1300-387900	Miscellaneous Revenues	855	0	0	0	0	0
Total Revenue		746,838	585,000	516,834	478,454	478,454	478,454
1000-10-1300-400000	Regular Employees	1,090,975	1,079,966	1,238,079	1,276,174	1,276,174	1,276,174
1000-10-1300-403000	Temporary Employees	794	0	0	0	0	0
1000-10-1300-450000	PERS	279,474	287,781	433,198	446,373	446,373	446,373
1000-10-1300-451000	Social Security	81,508	80,059	94,712	97,627	97,627	97,627
1000-10-1300-452000	Worker's Compensation	8,188	8,100	9,286	6,381	6,381	6,381
1000-10-1300-453000	Unemployment	5,454	10,800	12,382	7,657	7,657	7,657
1000-10-1300-454000	Medical and Dental Insurance	308,961	286,558	319,516	323,551	323,551	323,551
Total Personnel Services		1,775,354	1,753,264	2,107,173	2,157,763	2,157,763	2,157,763
1000-10-1300-500000	Legal Services	1,964	5,284	19,329	19,329	19,329	19,329
1000-10-1300-503000	Physician Services	0	0	2,000	2,000	2,000	2,000
1000-10-1300-570001	Inv & Pro Evidence Procurement	5,140	5,626	6,000	6,000	6,000	6,000
1000-10-1300-570002	Inv & Pro Grand Jury Witness	5,547	5,280	4,700	4,700	4,700	4,700
1000-10-1300-570003	Inv & Pro Witness Fees & Miles	10,103	9,733	13,000	13,000	13,000	13,000
1000-10-1300-570010	Inv & Pro Expert Witnesses	3,435	0	4,000	4,000	4,000	4,000
1000-10-1300-570011	Inv & Pro Transcripts	0	0	1,000	1,000	1,000	1,000
1000-10-1300-572000	Crime Prevention & Diversion	0	40	0	0	0	0
1000-10-1300-572050	Crime Prev & Div Victim Svcs	214	2,993	3,943	7,000	7,000	7,000
1000-10-1300-629500	Equipment-Noninventory	8,874	5,551	11,698	9,770	9,770	9,770
1000-10-1300-629502	Equip-NoninvComputer Rep	0	0	0	700	700	700
1000-10-1300-646000	Software	12,743	917	30,205	19,500	19,500	19,500

--Due to a software upgrade account numbers and descriptions may have changed or been combined.

Douglas County, Oregon
General Fund
District Attorney

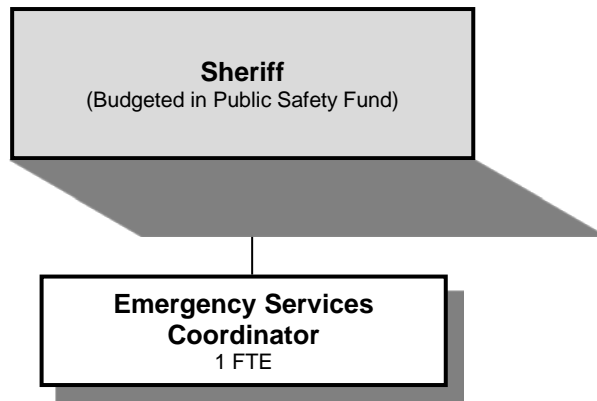
Department Detail

		Actual	Actual	Revised	Proposed	Approved	Adopted
		FY 17-18	FY 18-19	Budget	FY 20-21	FY 20-21	FY 20-21
				FY 19-20			
1000-10-1300-646001	Software Rental	6,010	9,900	7,920	7,920	7,920	7,920
1000-10-1300-650000	Interdept Vehicle Expense	2,616	1,512	3,500	3,500	3,500	3,500
1000-10-1300-651080	Equip/Vehicle Office DP Equip	3,199	5,737	6,000	4,495	4,495	4,495
1000-10-1300-655000	Building and Grounds Maint	0	67,963	0	0	0	0
1000-10-1300-668001	Communication Telephone	10,400	12,097	9,110	10,708	10,708	10,708
1000-10-1300-672001	Fire/Liab Interdept Charges	8,500	12,000	12,700	7,800	7,800	7,800
1000-10-1300-740000	Office Supplies and Expenses	20,690	14,235	22,252	24,350	24,350	24,350
1000-10-1300-741000	Postage	4,784	3,842	7,161	7,300	7,300	7,300
1000-10-1300-742001	Photos and Copying Dup Svcs	4,461	5,167	4,000	7,000	7,000	7,000
1000-10-1300-750000	Subscriptions Books & Periodi	6,713	5,422	4,500	4,500	4,500	4,500
1000-10-1300-755000	Travel	13,515	9,047	13,194	14,500	14,500	14,500
1000-10-1300-756000	Conventions Schools Seminars	7,319	7,687	13,868	12,500	12,500	12,500
1000-10-1300-758000	Dues and Memberships	12,036	11,670	8,750	8,750	8,750	8,750
1000-10-1300-780000	Legal Publication and Printing	0	0	1,000	1,000	1,000	1,000
1000-10-1300-785000	Pre-employment Testing	175	70	0	0	0	0
Total Materials and Services		148,438	201,773	209,830	201,322	201,322	201,322
1000-10-1300-820000	Furniture and Equipment	14,922	9,770	0	0	0	0
Total Capital Outlay		14,922	9,770	0	0	0	0
Total Expenditures		1,938,714	1,964,807	2,317,003	2,359,085	2,359,085	2,359,085

Douglas County, Oregon
General Fund
District Attorney

PERSONNEL SERVICES					
	Actual	Actual	Revised	Budget	
	FTE	FTE	Budget	FY 20-21	
	FY 17-18	FY 18-19	FTE	FTE	Amount
District Attorney	1.00	1.00	1.00	1.00	26,728
Division Business Manager	1.00	1.00	1.00	1.00	72,197
Deputy District Attorney 4		2.00	2.00	2.00	235,459
Deputy District Attorney 3	4.00	3.00	3.00	3.00	276,756
Deputy District Attorney 2	2.00	2.00	2.00	2.00	136,464
Deputy District Attorney 1	3.00	2.00	2.00	2.00	133,757
Victim Assistance Coordinator	2.00	2.00	1.00	1.00	36,533
Legal Assistant 1	10.00	9.60	10.10	10.10	358,280
Total Regular	<u>23.00</u>	<u>22.60</u>	<u>22.10</u>	<u>22.10</u>	<u>1,276,174</u>
PERS		33.86%, 44.00%			446,373
Social Security		7.65%			97,627
Worker's Compensation		0.50%			6,381
Unemployment		0.60%			7,657
Medical & Dental Insurance		Varied			<u>323,551</u>
Total Personnel Services					<u><u>2,157,763</u></u>

DOUGLAS COUNTY
EMERGENCY MANAGEMENT



Douglas County, Oregon
 General Fund
 Emergency Management (1400)

	Actual FY 16-17	Actual FY 17-18	Actual FY 18-19	Revised Budget FY 19-20	Proposed FY 20-21	Approved FY 20-21	Adopted FY 20-21
<u>RESOURCES</u>							
Intergovernmental Revenues					93,000	93,000	93,000
<u>REQUIREMENTS</u>							
Personnel Services					134,452	134,452	134,452
Materials and Services					102,323	102,323	102,323
Total					236,775	236,775	236,775
General Resource Contribution Required					143,775	143,775	143,775
Staffing FTE					1.00	1.00	1.00

Prior to FY21, Emergency Management was within the Sheriff's Enforcement budget. Beginning FY21 Douglas County Emergency Management is a separate department within General Fund.

Douglas County, Oregon
 General Fund
 Emergency Management

Department Detail

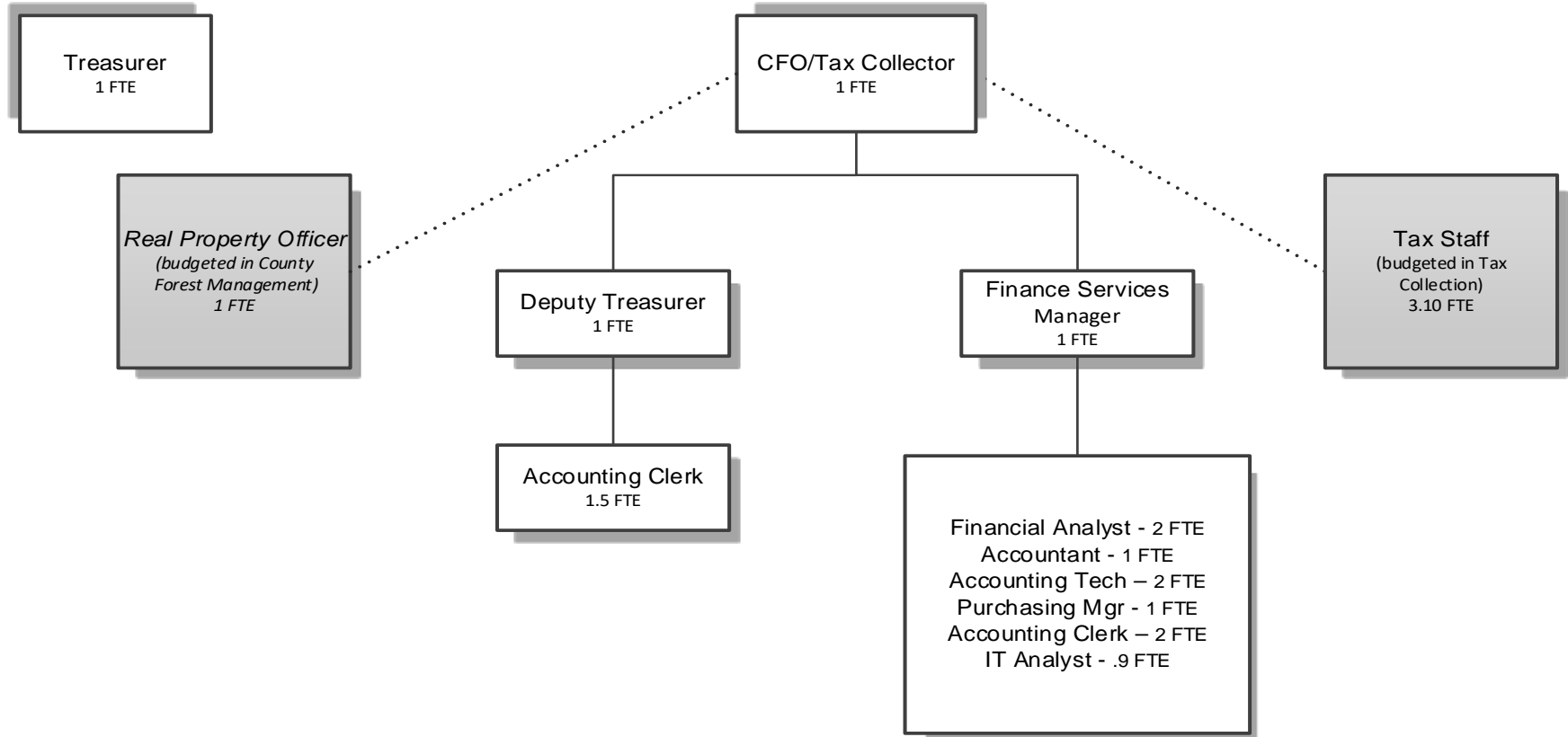
		Actual	Actual	Revised	Proposed	Approved	Adopted
		FY 17-18	FY 18-19	Budget	FY 20-21	FY 20-21	FY 20-21
				FY 19-20			
1000-10-1400-325301	St/Fed OEM Emerg Mgmt Ast	0	0	0	93,000	93,000	93,000
Total Revenue		0	0	0	93,000	93,000	93,000
1000-10-1400-400000	Regular Employees	0	0	0	76,024	76,024	76,024
1000-10-1400-450000	PERS	0	0	0	33,451	33,451	33,451
1000-10-1400-451000	Social Security	0	0	0	5,816	5,816	5,816
1000-10-1400-452000	Worker's Compensation	0	0	0	2,281	2,281	2,281
1000-10-1400-453000	Unemployment	0	0	0	684	684	684
1000-10-1400-454000	Medical and Dental Insurance	0	0	0	16,196	16,196	16,196
Total Personnel Services		0	0	0	134,452	134,452	134,452
1000-10-1400-509900	Other Professional Service	0	0	0	35,000	35,000	35,000
1000-10-1400-550000	Intergovernmental Assist	0	0	0	20,000	20,000	20,000
1000-10-1400-620000	Food and Meals	0	0	0	2,500	2,500	2,500
1000-10-1400-629500	Equipment-Noninventory	0	0	0	8,000	8,000	8,000
1000-10-1400-629502	Equip-Noninv Computer Repl	0	0	0	2,250	2,250	2,250
1000-10-1400-629900	Other Materials Supplies	0	0	0	4,500	4,500	4,500
1000-10-1400-629954	Other M&S Volunteer Expens	0	0	0	1,000	1,000	1,000
1000-10-1400-646000	Software	0	0	0	1,000	1,000	1,000
1000-10-1400-646002	Software Maintenance	0	0	0	1,192	1,192	1,192
1000-10-1400-650000	Interdept Vehicle Expense	0	0	0	12,000	12,000	12,000
1000-10-1400-651000	Equip/Vehicle Maint Repair	0	0	0	1,000	1,000	1,000
1000-10-1400-651002	Equip/Vehicle Service Cont	0	0	0	1,000	1,000	1,000
1000-10-1400-671503	Work Comp Volun Injury Cmp	0	0	0	3,500	3,500	3,500
1000-10-1400-672001	Fire/Liab Interdept Charge	0	0	0	1,451	1,451	1,451
1000-10-1400-740000	Office Supplies & Expenses	0	0	0	1,000	1,000	1,000
1000-10-1400-741000	Postage	0	0	0	30	30	30
1000-10-1400-742001	Photos & Copying Dup Svcs	0	0	0	200	200	200
1000-10-1400-750000	Subscription/Books/Periodi	0	0	0	200	200	200
1000-10-1400-755000	Travel	0	0	0	2,500	2,500	2,500
1000-10-1400-756000	Convention School Seminar	0	0	0	3,500	3,500	3,500
1000-10-1400-758000	Dues and Memberships	0	0	0	500	500	500
Total Materials and Services		0	0	0	102,323	102,323	102,323
Total Expenditures		0	0	0	236,775	236,775	236,775

--Due to a software upgrade account numbers and descriptions may have changed or been combined.

Douglas County, Oregon
 General Fund
 Emergency Management

PERSONNEL SERVICES				
	Actual	Actual	Revised	Budget
	FTE	FTE	Budget	FY 20-21
	<u>FY 17-18</u>	<u>FY 18-19</u>	<u>FY 19-20</u>	<u>FTE</u> <u>Amount</u>
Emergency Services Coordinator				1.00 76,024
PERS		33.86%, 44.00%		33,451
Social Security		7.65%		5,816
Worker's Compensation		3.00%		2,281
Unemployment		0.90%		684
Medical & Dental Insurance		Varied		16,196
Total Personnel Services				<u>134,452</u>

FINANCIAL SERVICES



Douglas County, Oregon
 General Fund
 Financial Services (0600)

	Actual FY 16-17	Actual FY 17-18	Actual FY 18-19	Revised Budget FY 19-20	Proposed FY 20-21	Approved FY 19-20	Adopted FY 19-20
<u>REQUIREMENTS</u>							
Personnel Services	983,657	1,077,787	1,141,581	1,460,304	1,465,020	1,465,020	1,465,020
Materials and Services	111,763	135,857	131,034	155,576	161,755	161,755	161,755
Capital Outlay	3,995	1,199		1,400	9,000	9,000	9,000
Total	1,099,415	1,214,843	1,272,615	1,617,280	1,635,775	1,635,775	1,635,775
General Resource Contribution Required	1,099,415	1,214,843	1,272,615	1,617,280	1,635,775	1,635,775	1,635,775
Staffing FTE	12.90	12.93	14.05	14.80	14.40	14.40	14.40
<u>MANAGEMENT AND FINANCE</u>							
Personnel Services	805,053	927,521	905,079	1,197,000	1,189,763	1,189,763	1,189,763
Materials and Services	100,421	128,356	115,377	130,525	139,005	139,005	139,005
Capital Outlay	3,995	1,199		1,400	9,000	9,000	9,000
Total Requirements / General Resource Contribution Required	909,469	1,057,076	1,020,456	1,328,925	1,337,768	1,337,768	1,337,768
FTE	10.90	10.93	10.65	11.40	10.90	10.90	10.90
<u>MANAGEMENT AND FINANCE TREASURY</u>							
Personnel Services			185,855	209,627	222,030	222,030	222,030
Materials and Services			12,872	19,270	17,285	17,285	17,285
Total Requirements / General Resource Contribution Required			198,727	228,897	239,315	239,315	239,315
FTE			2.40	2.40	2.50	2.50	2.50
<u>TREASURER</u>							
Personnel Services	178,606	150,266	50,647	53,677	53,227	53,227	53,227
Materials and Services	11,340	7,501	2,785	5,781	5,465	5,465	5,465
Total Requirements / General Resource Contribution Required	189,946	157,767	53,432	59,458	58,692	58,692	58,692
FTE	2.00	2.00	1.00	1.00	1.00	1.00	1.00
Total General Resource Contribution Required	1,099,415	1,214,843	1,272,615	1,617,280	1,635,775	1,635,775	1,635,775
Capital Outlay - New Copier							9,000

Douglas County, Oregon
 General Fund
 Financial Services

Department Detail

		Actual	Actual	Revised	Proposed	Approved	Adopted
		FY 17-18	FY 18-19	Budget	FY 20-21	FY 20-21	FY 20-21
				FY 19-20			
1000-05-0600-400000	Regular Employees	641,778	708,384	836,467	844,850	844,850	844,850
1000-05-0600-403000	Temporary Employees	23,632	16,926	7,000	12,500	12,500	12,500
1000-05-0600-405000	Overtime	0	15	0	0	0	0
1000-05-0600-450000	PERS	175,593	180,652	293,667	302,645	302,645	302,645
1000-05-0600-451000	Social Security	49,354	50,555	64,536	65,589	65,589	65,589
1000-05-0600-452000	Worker's Compensation	4,991	5,440	6,292	4,286	4,286	4,286
1000-05-0600-453000	Unemployment	3,324	3,626	4,218	2,572	2,572	2,572
1000-05-0600-454000	Medical and Dental Insurance	179,115	175,983	248,124	232,578	232,578	232,578
Total Personnel Services		1,077,787	1,141,581	1,460,304	1,465,020	1,465,020	1,465,020
1000-05-0600-501000	Auditing and Accounting Svcs	66,239	67,211	75,000	76,000	76,000	76,000
1000-05-0600-509900	Other Professional Services	9,296	4,763	4,320	10,500	10,500	10,500
1000-05-0600-629500	Equipment-Noninventory	8,473	8,869	4,600	4,500	4,500	4,500
1000-05-0600-629900	Other Materials and Supplies	95	20	0	0	0	0
1000-05-0600-646000	Software	4,677	1,764	1,700	2,655	2,655	2,655
1000-05-0600-650000	Interdept Vehicle Expense	477	619	500	1,250	1,250	1,250
1000-05-0600-651002	Equip/Vehicle Service Contract	3,666	4,311	4,000	0	0	0
1000-05-0600-651080	Equip/Vehicle Office DP Equip	115	0	0	0	0	0
1000-05-0600-668001	Communication Telephone	636	527	950	850	850	850
1000-05-0600-672001	Fire/Liab Interdept Charges	5,500	6,500	8,756	5,300	5,300	5,300
1000-05-0600-735000	Printing	3,522	1,516	7,400	6,400	6,400	6,400
1000-05-0600-740000	Office Supplies and Expenses	11,335	12,168	12,900	13,400	13,400	13,400
1000-05-0600-741000	Postage	8,381	8,262	9,500	10,700	10,700	10,700
1000-05-0600-750000	Subscriptions Books & Periodi	265	231	500	750	750	750
1000-05-0600-755000	Travel	2,717	6,965	8,600	10,600	10,600	10,600
1000-05-0600-756000	Conventions Schools Seminars	7,545	3,731	12,000	14,000	14,000	14,000
1000-05-0600-758000	Dues and Memberships	1,129	1,687	1,850	1,850	1,850	1,850
1000-05-0600-780000	Legal Publication and Printing	1,453	1,690	3,000	3,000	3,000	3,000
1000-05-0600-785000	Pre-employment Testing	60	0	0	0	0	0
1000-05-0600-790000	Miscellaneous	276	200	0	0	0	0
Total Materials and Services		135,857	131,034	155,576	161,755	161,755	161,755

--Due to a software upgrade account numbers and descriptions may have changed or been combined.

Douglas County, Oregon
 General Fund
 Financial Services

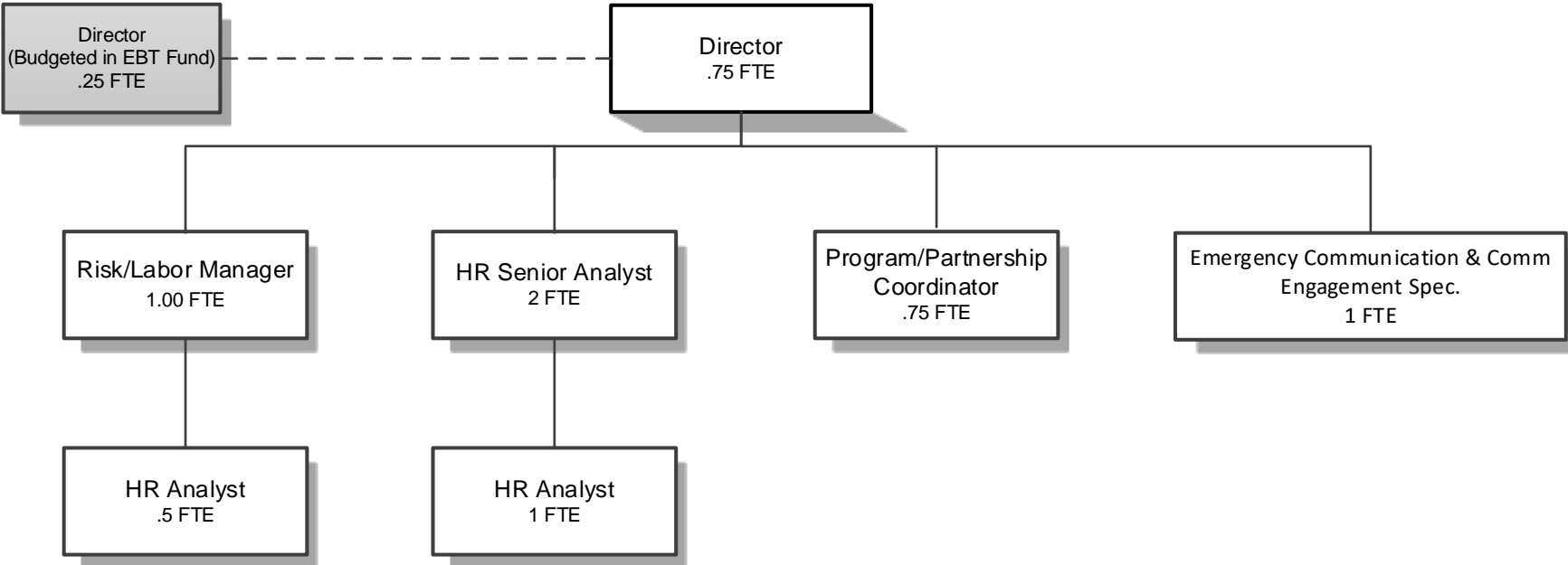
Department Detail

		Actual	Actual	Revised	Proposed	Approved	Adopted
		FY 17-18	FY 18-19	Budget	FY 20-21	FY 20-21	FY 20-21
				FY 19-20			
1000-05-0600-820000	Furniture and Equipment	0	0	0	9,000	9,000	9,000
1000-05-0600-820099	Furniture and Equipment Noninv	1,199	0	1,400	0	0	0
Total Capital Outlay		1,199	0	1,400	9,000	9,000	9,000
Total Expenditures		1,214,843	1,272,615	1,617,280	1,635,775	1,635,775	1,635,775
Expenditures by Department:							
	Management and Finance	1,057,076	1,020,456	1,328,925	1,337,768	1,337,768	1,337,768
	Management and Finance - Treasury	0	198,727	228,897	239,315	239,315	239,315
	Treasurer	157,767	53,432	59,458	58,692	58,692	58,692
Total Expenditures		1,214,843	1,272,615	1,617,280	1,635,775	1,635,775	1,635,775

Douglas County, Oregon
General Fund
Financial Services

PERSONNEL SERVICES					
	Actual	Actual	Revised	Budget	
	FTE	FTE	Budget	FY 20-21	
	FY 17-18	FY 18-19	FTE	FTE	Amount
Treasurer	1.00	1.00	1.00	1.00	26,021
Chief Financial Officer	1.00	1.00	1.00	1.00	128,627
IS Tech Support Analyst 3	0.90	0.90	0.90	0.90	85,176
Auditor		1.00			
Finance Services Manager	1.00	1.00	1.00	1.00	82,348
Purchasing Manager	1.00	1.00	1.00	1.00	51,664
Financial Analyst			2.00	2.00	106,177
Deputy Treasurer	1.00	1.00	1.00	1.00	68,259
Accountant		1.00	1.00	1.00	65,976
Accounting Technician 2	4.00	2.00	2.00	2.00	97,933
Accounting Technician 1		0.75	0.50		
Accounting Clerk 2	3.03	3.40	3.40	3.50	132,669
Total Regular	<u>12.93</u>	<u>14.05</u>	<u>14.80</u>	<u>14.40</u>	<u>844,850</u>
Temporary					12,500
PERS		33.86%, 44.00%			302,645
Social Security		7.65%			65,589
Worker's Compensation		0.50%			4,286
Unemployment		0.30%			2,572
Medical & Dental Insurance		Varied			232,578
Total Personnel Services					<u><u>1,465,020</u></u>

HUMAN RESOURCES



Douglas County, Oregon
 General Fund
 Human Resources (0700)

	Actual FY 16-17	Actual FY 17-18	Actual FY 18-19	Revised Budget FY 19-20	Proposed FY 20-21	Approved FY 19-20	Adopted FY 20-21
<u>RESOURCES</u>							
Intergovernmental Revenues				46,348	61,348	61,348	61,348
<u>REQUIREMENTS</u>							
Personnel Services	504,701	591,440	692,466	843,245	889,730	889,730	889,730
Materials and Services	24,160	23,909	25,788	30,875	28,650	28,650	28,650
Capital Outlay	8,177	5,686					
Total	537,038	621,035	718,254	874,120	918,380	918,380	918,380
General Resource Contribution Required	537,038	621,035	718,254	874,120	857,032	857,032	857,032
Staffing FTE	5.50	6.50	6.50	6.75	7.00	7.00	7.00

Douglas County, Oregon
 General Fund
 Human Resources

Department Detail

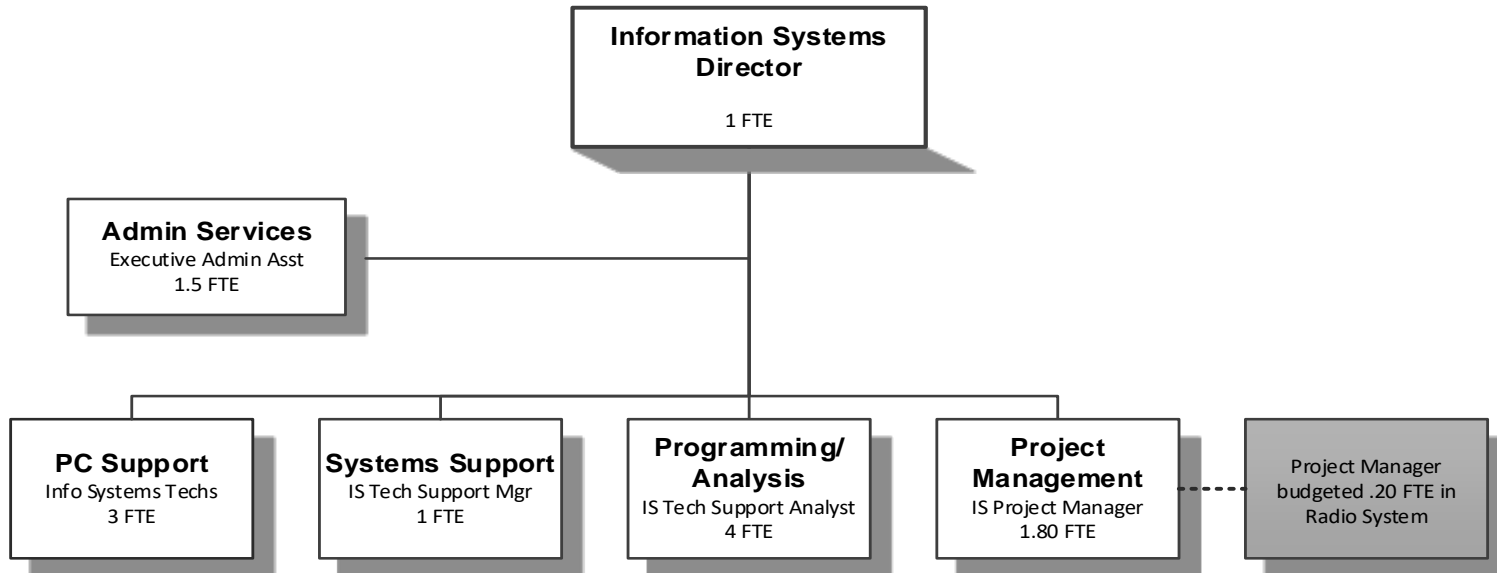
		Actual FY 17-18	Actual FY 18-19	Budget FY 19-20	Proposed FY 20-21	Approved FY 20-21	Adopted FY 20-21
1000-05-0700-338006	State OR Criminal Justice Comm	0	0	31,348	31,348	31,348	31,348
1000-05-0700-339507	Local Asst City of Roseburg	0	0	15,000	30,000	30,000	30,000
Total Revenue		0	0	46,348	61,348	61,348	61,348
1000-05-0700-400000	Regular Employees	381,803	433,470	496,361	536,717	536,717	536,717
1000-05-0700-403000	Temporary Employees	1,450	739	0	0	0	0
1000-05-0700-450000	PERS	97,652	119,097	180,730	192,279	192,279	192,279
1000-05-0700-451000	Social Security	28,746	32,219	37,972	41,059	41,059	41,059
1000-05-0700-452000	Worker's Compensation	2,874	3,256	3,723	2,684	2,684	2,684
1000-05-0700-453000	Unemployment	1,915	2,171	2,482	1,610	1,610	1,610
1000-05-0700-454000	Medical and Dental Insurance	77,000	101,514	121,977	115,381	115,381	115,381
Total Personnel Services		591,440	692,466	843,245	889,730	889,730	889,730
1000-05-0700-500000	Legal Services	1,200	341	2,000	2,000	2,000	2,000
1000-05-0700-509900	Other Professional Services	1,645	1,033	1,600	2,500	2,500	2,500
1000-05-0700-629500	Equipment-Noninventory	4,897	5,613	3,000	600	600	600
1000-05-0700-629900	Other Materials and Supplies	131	94	250	250	250	250
1000-05-0700-646000	Software	3,684	4,576	4,300	4,500	4,500	4,500
1000-05-0700-646001	Software Rental	99	0	100	100	100	100
1000-05-0700-650000	Interdept Vehicle Expense	222	802	900	1,000	1,000	1,000
1000-05-0700-668001	Communication Telephone	1,056	1,014	1,550	1,750	1,750	1,750
1000-05-0700-672001	Fire/Liab Interdept Charges	2,500	3,500	4,800	2,900	2,900	2,900
1000-05-0700-740000	Office Supplies and Expenses	3,593	2,201	3,425	3,500	3,500	3,500
1000-05-0700-741000	Postage	352	389	500	500	500	500
1000-05-0700-742001	Photos and Copying Dup Svcs	658	1,336	700	850	850	850
1000-05-0700-750000	Subscriptions Books & Periodi	0	135	300	350	350	350
1000-05-0700-755000	Travel	556	2,101	2,450	2,650	2,650	2,650
1000-05-0700-756000	Conventions Schools Seminars	2,180	1,872	4,200	4,200	4,200	4,200
1000-05-0700-758000	Dues and Memberships	1,136	746	800	1,000	1,000	1,000
1000-05-0700-785000	Pre-employment Testing	0	35	0	0	0	0
Total Materials and Services		23,909	25,788	30,875	28,650	28,650	28,650
1000-05-0700-820099	Furniture and Equipment Noninv	5,686	0	0	0	0	0
Total Capital Outlay		5,686	0	0	0	0	0
Total Expenditures		621,035	718,254	874,120	918,380	918,380	918,380

--Due to a software upgrade account numbers and descriptions may have changed or been combined.

Douglas County, Oregon
General Fund
Human Resources

PERSONNEL SERVICES					
	Actual	Actual	Revised	Budget	
	FTE	FTE	Budget	FY 20-21	
	FY 17-18	FY 18-19	FY 19-20	FTE	Amount
Human Resources Director	1.00	1.00	1.00	0.75	95,519
Program/Partnership Coordinator			0.75	0.75	57,346
ER Comm. & Commnty Engmnt Spec	1.00	1.00	1.00	1.00	74,418
Risk/Labor Relations Manager		1.00	1.00	1.00	102,461
Risk Manager	0.50				
Human Resources Senior Analyst	2.00	1.50	1.50	2.00	142,743
Human Resources Analyst	1.00	1.00	1.50	1.50	64,230
Human Resources Assistant	1.00	1.00			
Total Regular	<u>6.50</u>	<u>6.50</u>	<u>6.75</u>	<u>7.00</u>	<u>536,717</u>
PERS		33.86%, 44.00%			192,279
Social Security		7.65%			41,059
Worker's Compensation		0.50%			2,684
Unemployment		0.30%			1,610
Medical & Dental Insurance		Varied			<u>115,381</u>
Total Personnel Services					<u><u>889,730</u></u>

INFORMATION TECHNOLOGY



Douglas County, Oregon
 General Fund
 Information Technology (0750)

	Actual FY 16-17	Actual FY 17-18	Actual FY 18-19	Revised Budget FY 19-20	Proposed FY 20-21	Approved FY 20-21	Adopted FY 20-21
<u>RESOURCES</u>							
Charges for Services	338,136	340,082	335,987	339,860	336,262	336,262	336,262
<u>REQUIREMENTS</u>							
Personnel Services	1,067,103	1,017,978	1,093,731	1,485,135	1,509,933	1,509,933	1,509,933
Materials and Services	28,370	34,963	35,783	65,910	57,350	57,350	57,350
Total	1,095,473	1,052,941	1,129,514	1,551,045	1,567,283	1,567,283	1,567,283
General Resource Contribution Required	757,337	712,859	793,527	1,211,185	1,231,021	1,231,021	1,231,021
Staffing FTE	8.80	8.90	10.30	12.30	12.30	12.30	12.30

Douglas County, Oregon
 General Fund
 Information Technology

Department Detail

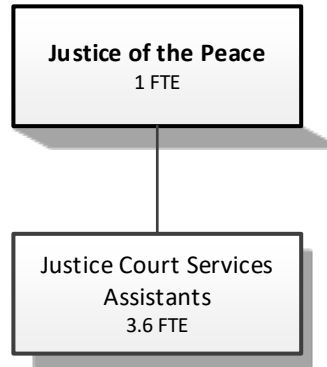
		Actual FY 17-18	Actual FY 18-19	Revised Budget FY 19-20	Proposed FY 20-21	Approved FY 20-21	Adopted FY 20-21
1000-05-0750-203000	Franchise Fees	277,196	278,252	267,240	270,000	270,000	270,000
1000-05-0750-225000	Computer Services	33,150	36,000	36,000	26,400	26,400	26,400
1000-05-0750-382003	Land/Building Rents & Leases	6,000	6,000	24,000	24,782	24,782	24,782
1000-05-0750-387900	Miscellaneous Revenues	23,719	15,730	12,620	15,080	15,080	15,080
1000-05-0750-387933	Misc Public Meetings Videos	17	5	0	0	0	0
Total Revenue		340,082	335,987	339,860	336,262	336,262	336,262
1000-05-0750-400000	Regular Employees	624,940	675,170	868,679	893,137	893,137	893,137
1000-05-0750-403000	Temporary Employees	0	2	0	0	0	0
1000-05-0750-405000	Overtime	0	0	0	1,000	1,000	1,000
1000-05-0750-450000	PERS	197,848	203,611	336,863	335,655	335,655	335,655
1000-05-0750-451000	Social Security	46,261	49,562	66,454	68,401	68,401	68,401
1000-05-0750-452000	Worker's Compensation	4,685	5,064	6,515	4,471	4,471	4,471
1000-05-0750-453000	Unemployment	3,120	3,376	4,344	5,365	5,365	5,365
1000-05-0750-454000	Medical and Dental Insurance	141,124	156,946	202,280	201,904	201,904	201,904
Total Personnel Services		1,017,978	1,093,731	1,485,135	1,509,933	1,509,933	1,509,933
1000-05-0750-509900	Other Professional Services	4,995	0	0	0	0	0
1000-05-0750-629500	Equipment-Noninventory	12,038	10,507	24,500	19,000	19,000	19,000
1000-05-0750-629502	Equip-NoninvComputer Rep	0	0	0	700	700	700
1000-05-0750-645000	Equipment/Vehicle Rent	338	0	500	0	0	0
1000-05-0750-646000	Software	5,636	7,929	14,500	12,200	12,200	12,200
1000-05-0750-650000	Interdept Vehicle Expense	1,062	710	6,000	6,000	6,000	6,000
1000-05-0750-668001	Communication Telephone	1,260	1,873	1,800	2,000	2,000	2,000
1000-05-0750-668010	Communication Internet	775	688	550	750	750	750
1000-05-0750-671555	Workers' Comp InterdeptCharges	0	290	0	0	0	0
1000-05-0750-672001	Fire/Liab Interdept Charges	5,200	6,500	7,400	5,200	5,200	5,200
1000-05-0750-740000	Office Supplies and Expenses	1,162	2,100	1,200	1,200	1,200	1,200
1000-05-0750-741000	Postage	96	209	300	300	300	300
1000-05-0750-755000	Travel	1,364	3,079	3,000	4,000	4,000	4,000
1000-05-0750-756000	Conventions Schools Seminars	1,037	1,738	6,000	6,000	6,000	6,000
1000-05-0750-785000	Pre-employment Testing	0	160	160	0	0	0
Total Materials and Services		34,963	35,783	65,910	57,350	57,350	57,350
Total Expenditures		1,052,941	1,129,514	1,551,045	1,567,283	1,567,283	1,567,283

--Due to a software upgrade account numbers and descriptions may have changed or been combined.

Douglas County, Oregon
General Fund
Information Technology

PERSONNEL SERVICES					
	Actual	Actual	Revised	Budget	
	FTE	FTE	FTE	FY 20-21	
	FY 17-18	FY 18-19	FY 19-20	FTE	Amount
IS Director	0.90	0.80	0.80	1.00	127,358
IS Technical Support Manager	1.00	1.00	1.00	1.00	84,654
IS Project Manager	1.00	1.00	1.00	1.80	196,107
IS Tech Support Analyst 3	1.00	1.00	1.00		
IS Tech Support Analyst 2	2.00	1.00	2.00	2.00	122,567
IS Tech Support Analyst 1		1.00	2.00	2.00	122,577
IS Support Services Manager	1.00				
Information Systems Tech	2.00	3.00	3.00	3.00	160,558
Executive Administrative Assistant		1.50	1.50	1.50	79,316
Total Regular	<u>8.90</u>	<u>10.30</u>	<u>12.30</u>	<u>12.30</u>	<u>893,137</u>
Overtime					1,000
PERS		33.86%, 44.00%			335,655
Social Security		7.65%			68,401
Worker's Compensation		0.50%			4,471
Unemployment		0.60%			5,365
Medical & Dental Insurance		Varied			201,904
Total Personnel Services					<u><u>1,509,933</u></u>

**SOUTH DOUGLAS JUSTICE
COURT DISTRICT**



Douglas County, Oregon
 General Fund
 South Douglas Justice Court District (0025)

	Actual FY 16-17	Actual FY 17-18	Actual FY 18-19	Revised Budget FY 19-20	Proposed FY 20-21	Approved FY 20-21	Adopted FY 20-21
<u>RESOURCES</u>							
Charges, Fees, Fines	615,738	590,756	637,395	650,000	525,000	525,000	525,000
<u>REQUIREMENTS</u>							
Personnel Services	226,420	249,668	282,917	349,532	359,862	359,862	359,862
Materials and Services	59,723	62,022	64,107	92,000	80,000	80,000	80,000
Capital Outlay			1,284		5,000	5,000	5,000
Total	286,143	311,690	348,308	441,532	444,862	444,862	444,862
General Resource (Contribution) Required	(329,595)	(279,066)	(289,087)	(208,468)	(80,138)	(80,138)	(80,138)
Staffing FTE	4.20	4.00	4.60	4.80	4.60	4.60	4.60
Capital Outlay							
Office Furniture							5,000

Douglas County, Oregon
General Fund
South Douglas Justice Court District

Department Detail

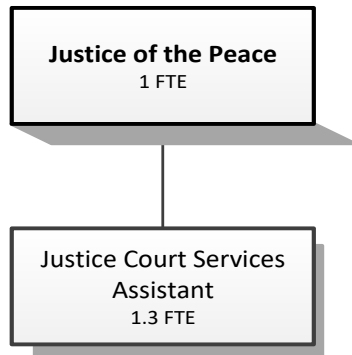
		Actual	Actual	Revised	Proposed	Approved	Adopted
		FY 17-18	FY 18-19	Budget	FY 20-21	FY 20-21	FY 20-21
1000-05-0025-200000	Court Cost & Fees	95,607	110,639	150,000	100,000	100,000	100,000
1000-05-0025-300002	Justice Court Fines	495,104	526,756	500,000	425,000	425,000	425,000
1000-05-0025-387900	Miscellaneous Revenues	45	0	0	0	0	0
Total Revenue		590,756	637,395	650,000	525,000	525,000	525,000
1000-05-0025-400000	Regular Employees	131,945	147,014	177,112	189,002	189,002	189,002
1000-05-0025-450000	PERS	35,996	39,994	59,969	63,995	63,995	63,995
1000-05-0025-451000	Social Security	9,519	10,424	13,549	14,459	14,459	14,459
1000-05-0025-452000	Worker's Compensation	989	1,103	1,328	945	945	945
1000-05-0025-453000	Unemployment	659	735	886	567	567	567
1000-05-0025-454000	Medical and Dental Insurance	70,560	83,647	96,688	90,894	90,894	90,894
Total Personnel Services		249,668	282,917	349,532	359,862	359,862	359,862
1000-05-0025-500000	Legal Services	6,400	4,200	15,000	15,000	15,000	15,000
1000-05-0025-570003	Inv & Pro Witness Fees & Miles	9	18	500	500	500	500
1000-05-0025-570004	Inv & Pro Jury Fees & Mileage	1,249	706	2,000	2,000	2,000	2,000
1000-05-0025-629500	Equipment-Noninventory	2,023	2,652	4,500	5,000	5,000	5,000
1000-05-0025-640000	Land and Building Rent	12,841	11,771	17,400	0	0	0
1000-05-0025-646000	Software	634	0	500	750	750	750
1000-05-0025-651080	Equip/Vehicle Office DP Equip	6,407	8,473	10,000	10,000	10,000	10,000
1000-05-0025-668001	Communication Telephone	3,139	3,311	4,000	4,000	4,000	4,000
1000-05-0025-668501	Utilities Electric	1,247	1,950	1,750	2,500	2,500	2,500
1000-05-0025-668502	Utilities Heat	950	703	1,100	1,750	1,750	1,750
1000-05-0025-668504	Utilities Garbage	382	423	400	500	500	500
1000-05-0025-672001	Fire/Liab Interdept Charges	1,100	1,500	1,700	1,100	1,100	1,100
1000-05-0025-672005	Fire/Liab Professional Liab	0	100	250	250	250	250
1000-05-0025-740000	Office Supplies and Expenses	3,943	3,984	4,000	5,000	5,000	5,000
1000-05-0025-741000	Postage	4,152	3,000	6,000	7,000	7,000	7,000
1000-05-0025-750000	Subscriptions Books & Periodi	95	0	1,000	1,000	1,000	1,000
1000-05-0025-756000	Conventions Schools Seminars	1,329	1,242	1,500	3,000	3,000	3,000
1000-05-0025-758000	Dues and Memberships	400	370	400	650	650	650
1000-05-0025-786500	Bank Card Fees	15,722	19,704	20,000	20,000	20,000	20,000
Total Materials and Services		62,022	64,107	92,000	80,000	80,000	80,000
1000-05-0025-820099	Furniture and Equipment Noninv	0	1,284	0	5,000	5,000	5,000
Total Capital Outlay		0	1,284	0	5,000	5,000	5,000
Total Expenditures		311,690	348,308	441,532	444,862	444,862	444,862

--Due to a software upgrade account numbers and descriptions may have changed or been combined.

Douglas County, Oregon
General Fund
South Douglas Justice Court District

PERSONNEL SERVICES						
		Actual	Actual	Revised	Budget	
		FTE	FTE	Budget	FY 20-21	
		FY 17-18	FY 18-19	FTE	FTE	Amount
Justice of the Peace		1.20	1.10	1.00	1.00	64,251
Justice Court Assistant 2		2.00	2.50	2.00	2.00	77,226
Justice Court Assistant 1		<u>0.80</u>	<u>1.00</u>	<u>1.80</u>	<u>1.60</u>	<u>47,525</u>
Total Regular		<u>4.00</u>	<u>4.60</u>	<u>4.80</u>	<u>4.60</u>	<u>189,002</u>
PERS	33.86%, 44.00%					63,995
Social Security	7.65%					14,459
Worker's Compensation	0.50%					945
Unemployment	0.30%					567
Medical & Dental Insurance	Varied					<u>90,894</u>
Total Personnel Services						<u><u>359,862</u></u>

REEDSPORT
JUSTICE COURT



Douglas County, Oregon
 General Fund
 Justice of the Peace - Reedsport (0020)

	Actual FY 16-17	Actual FY 17-18	Actual FY 18-19	Revised Budget FY 19-20	Proposed FY 20-21	Approved FY 20-21	Adopted FY 20-21
<u>RESOURCES</u>							
Charges, Fees, Fines	110,913	192,283	191,403	193,775	201,575	201,575	201,575
<u>REQUIREMENTS</u>							
Personnel Services	119,250	137,379	142,305	166,790	164,238	164,238	164,238
Materials and Services	19,988	20,667	27,281	26,920	28,066	28,066	28,066
Capital Outlay			3,884				
Total	139,238	158,046	173,470	193,710	192,304	192,304	192,304
General Resource (Contribution) Required	28,325	(34,237)	(17,933)	(65)	(9,271)	(9,271)	(9,271)
Staffing FTE	1.80	2.30	2.30	2.30	2.30	2.30	2.30

Douglas County, Oregon
General Fund
Justice of the Peace - Reedsport (0020)

Department Detail

		Actual	Actual	Revised	Proposed	Approved	Adopted
		FY 17-18	FY 18-19	Budget	FY 20-21	FY 20-21	FY 20-21
1000-05-0020-200000	Court Cost & Fees	10,285	11,152	10,500	12,000	12,000	12,000
1000-05-0020-200003	Court Cost & Fees-Offns Srchrg	679	282	125	500	500	500
1000-05-0020-200004	Court Cost & Fees-Crt Apt Atty	2,498	1,490	5,000	5,000	5,000	5,000
1000-05-0020-300002	Justice Court Fines	178,745	176,658	178,100	184,000	184,000	184,000
1000-05-0020-387900	Miscellaneous Revenues	28	1,821	50	75	75	75
1000-05-0020-387980	Misc Cash Over/Short	48	0	0	0	0	0
Total Revenue		192,283	191,403	193,775	201,575	201,575	201,575
1000-05-0020-400000	Regular Employees	74,527	83,161	85,098	88,510	88,510	88,510
1000-05-0020-403000	Temporary Employees	17	0	0	0	0	0
1000-05-0020-450000	PERS	23,212	18,512	33,235	29,970	29,970	29,970
1000-05-0020-451000	Social Security	5,092	5,729	6,510	6,671	6,671	6,671
1000-05-0020-452000	Worker's Compensation	559	624	638	443	443	443
1000-05-0020-453000	Unemployment	372	416	425	266	266	266
1000-05-0020-454000	Medical and Dental Insurance	33,600	33,863	40,884	38,378	38,378	38,378
Total Personnel Services		137,379	142,305	166,790	164,238	164,238	164,238
1000-05-0020-500000	Legal Services	3,274	5,600	7,200	7,200	7,200	7,200
1000-05-0020-509900	Other Professional Services	75	0	100	100	100	100
1000-05-0020-570003	Inv & Pro Witness Fees & Miles	0	0	200	200	200	200
1000-05-0020-570004	Inv & Pro Jury Fees & Mileage	95	270	500	500	500	500
1000-05-0020-629500	Equipment-Noninventory	851	766	2,220	1,385	1,385	1,385
1000-05-0020-646000	Software	175	33	805	86	86	86
1000-05-0020-651002	Equip/Vehicle Service Contract	321	608	420	420	420	420
1000-05-0020-651080	Equip/Vehicle Office DP Equip	5,621	6,766	5,900	7,000	7,000	7,000
1000-05-0020-668001	Communication Telephone	1,746	2,278	2,300	2,400	2,400	2,400
1000-05-0020-672001	Fire/Liab Interdept Charges	480	650	650	550	550	550
1000-05-0020-672002	Fire/Liability Liability Ins	0	500	0	0	0	0
1000-05-0020-740000	Office Supplies and Expenses	752	723	1,000	1,000	1,000	1,000
1000-05-0020-741000	Postage	1,238	1,853	2,300	2,300	2,300	2,300
1000-05-0020-750000	Subscriptions Books & Periodi	0	142	200	300	300	300
1000-05-0020-755000	Travel	106	1,695	300	1,000	1,000	1,000
1000-05-0020-756000	Conventions Schools Seminars	2,214	4,686	2,200	2,500	2,500	2,500
1000-05-0020-758000	Dues and Memberships	300	400	400	400	400	400
1000-05-0020-785000	Pre-employment Testing	0	0	25	25	25	25
1000-05-0020-786500	Bank Card Fees	125	229	200	200	200	200

--Due to a software upgrade account numbers and descriptions may have changed or been combined.

Douglas County, Oregon
 General Fund
 Justice of the Peace - Reedsport (0020)

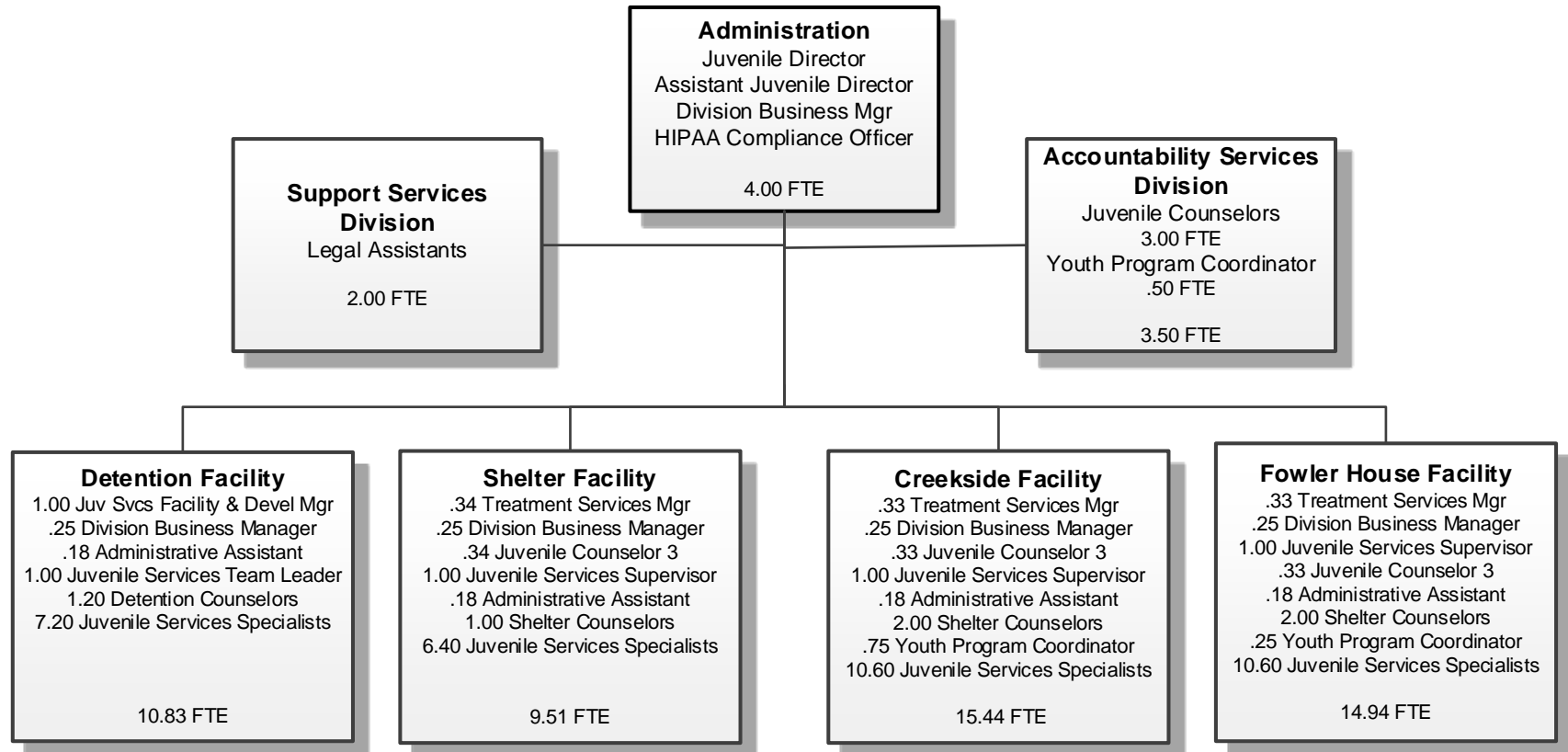
Department Detail

		Actual	Actual	Revised	Proposed	Approved	Adopted
		FY 17-18	FY 18-19	Budget	FY 20-21	FY 20-21	FY 20-21
				FY 19-20			
1000-05-0020-790000	Miscellaneous	3,294	82	0	500	500	500
Total Materials and Services		20,667	27,281	26,920	28,066	28,066	28,066
1000-05-0020-820099	Furniture and Equipment Noninv	0	3,884	0	0	0	0
Total Capital Outlay		0	3,884	0	0	0	0
Total Expenditures		158,046	173,470	193,710	192,304	192,304	192,304

Douglas County, Oregon
 General Fund
 Justice of the Peace - Reedsport (0020)

PERSONNEL SERVICES					
	Actual	Actual	Revised	Budget	
	FTE	FTE	Budget	FY 20-21	
	FY 17-18	FY 18-19	FY 19-20	FTE	Amount
Justice of the Peace	1.00	1.00	1.00	1.00	44,470
Justice Court Assistant 1	1.30	0.50	0.50	0.50	14,928
Justice Court Assistant 2		0.80	0.80	0.80	29,112
Total Regular	2.30	2.30	2.30	2.30	88,510
PERS		38.86%, 44.00%			29,970
Social Security		7.65%			6,671
Worker's Compensation		0.50%			443
Unemployment		0.30%			266
Medical & Dental Insurance		Varied			38,378
Total Personnel Services					164,238

JUVENILE DEPARTMENT



Douglas County, Oregon
General Fund
Juvenile (0050)

	Actual FY 16-17	Actual FY 17-18	Actual FY 18-19	Revised Budget FY 19-20	Proposed FY 20-21	Approved FY 20-21	Adopted FY 20-21
<u>GENERAL OPERATIONS</u>							
<u>RESOURCES</u>							
Designated Fund Balance (<i>Pitchford</i>)			984,628	920,430			
Intergovernmental Revenues	641,259	1,706,750	497,618	491,706	326,294	326,294	326,294
Charges, Fees	2,586,720	3,845,210	3,290,433	4,249,877	4,691,450	4,691,450	4,691,450
Total Current Revenues	3,227,979	5,551,960	3,788,051	4,741,583	5,017,744	5,017,744	5,017,744
<u>REQUIREMENTS</u>							
Personnel Services	4,016,325	4,947,548	4,707,752	5,268,500	5,520,657	5,520,657	5,520,657
Materials and Services	599,868	665,122	583,570	1,631,667	519,574	519,574	519,574
Capital Outlay	381,422	12,203	59,833				
Total	4,997,615	5,624,873	5,351,155	6,900,167	6,040,231	6,040,231	6,040,231
Ending Fund Balance (<i>Pitchford</i>)		984,628	920,429				
General Resource Contribution Required	1,769,636	1,057,541	1,498,905	1,238,154	1,022,487	1,022,487	1,022,487
<u>Title IV-E, Build our Kids, USFS & BLM Title II</u>							
<u>RESOURCES</u>							
Beginning Balance - Restricted Use	123,309	99,784	81,876	37,000	45,000	45,000	45,000
Federal/State/Local Assistance	96,763	65,981	9,458				
Total	220,072	165,765	91,334	37,000	45,000	45,000	45,000
<u>REQUIREMENTS</u>							
Personnel Services	86,644	54,213	8,284				
Materials and Services	31,045	29,676	25,496	37,000	45,000	45,000	45,000
Capital Outlay	2,599						
Total	120,288	83,889	33,780	37,000	45,000	45,000	45,000
Ending Balance - Restricted Use	99,784	81,876	57,554				
<u>TOTAL DEPARTMENT</u>							
Revenues	3,324,742	5,617,941	3,797,509	4,741,583	5,017,744	5,017,744	5,017,744
Expenditures:							
Personnel Services	4,102,969	5,001,761	4,716,036	5,268,500	5,520,657	5,520,657	5,520,657
Materials and Services	630,913	694,798	609,066	1,668,667	564,574	564,574	564,574
Capital Outlay	384,021	12,203	59,833				
Total Expenditures	5,117,903	5,708,762	5,384,935	6,937,167	6,085,231	6,085,231	6,085,231
Staffing FTE	61.72	61.42	61.22	57.62	60.22	60.22	60.22

Douglas County, Oregon
General Fund
Juvenile

Department Detail

	Actual FY 17-18	Actual FY 18-19	Budget FY 19-20	Proposed FY 20-21	Approved FY 20-21	Adopted FY 20-21
1000-05-0050-213000	Juvenile Placement Fees	133,732	114,345	114,345	121,856	121,856
1000-05-0050-213002	OYA Juvenile Placement Fees	1,002,519	472,534	0	0	0
1000-05-0050-213003	DHS Juvenile Placement Fees	2,265,322	2,515,105	3,678,079	4,339,375	4,339,375
1000-05-0050-213004	Mental Health Juv Place Fees	2,712	0	5,000	5,000	5,000
1000-05-0050-213006	Josephine Juvenile Place Fees	66,701	0	0	0	0
1000-05-0050-213007	DHS 1:1 Juvenile Place Fees	189,208	17,600	266,528	0	0
1000-05-0050-213008	Clothing Reimb Juv Place Fees	0	1,890	0	0	0
1000-05-0050-213009	Coos Juvenile Place Fees	0	0	37,500	40,618	40,618
1000-05-0050-240000	Outside Sales & Services	31,500	24,000	31,200	14,000	14,000
1000-05-0050-302000	Jail Statutory Assessment	129,358	137,515	112,000	163,101	163,101
1000-05-0050-322000	St/Fed Dept of Human Servc	0	0	50,000	0	0
1000-05-0050-322011	St/Fed DHS Title 19-BRS ResPro	55,639	20,135	69,236	40,000	40,000
1000-05-0050-322012	St/Fed DHS Maintenance Claims	7,695	0	0	0	0
1000-05-0050-323001	St/Fed OYA Diversion Funds	227,088	227,087	230,036	230,036	230,036
1000-05-0050-325501	St/Fed DOE School Break/Lunch	117,754	89,973	80,129	0	0
1000-05-0050-328000	State/Federal Other Assistance	58,287	9,458	0	0	0
1000-05-0050-330000	State Assistance	1,000,000	0	0	0	0
1000-05-0050-333002	State OYA Juvenile Parole	1,755	2,749	7,500	2,000	2,000
1000-05-0050-333003	State OYA Youth Care Center	249,707	101,674	0	0	0
1000-05-0050-333004	State OYA Reimbursements	0	1,195	0	0	0
1000-05-0050-335502	State DOE JCP Prevention	54,806	54,805	54,805	54,258	54,258
1000-05-0050-384000	Contributions and Donations	3,767	1,447	0	0	0
1000-05-0050-387500	Expense Reimbursements	308	405	0	0	0
1000-05-0050-387900	Miscellaneous Revenues	2,912	318	0	0	0
1000-05-0050-387935	Misc Discovery Fees	16,995	5,274	5,225	7,500	7,500
1000-05-0050-387990	Misc Subrogating Claim Recovry	176	0	0	0	0
Total Revenue		5,617,941	3,797,509	4,741,583	5,017,744	5,017,744
1000-05-0050-400000	Regular Employees	2,812,371	2,592,602	2,726,885	2,977,277	2,977,277
1000-05-0050-403000	Temporary Employees	333,840	312,003	279,911	175,133	175,133
1000-05-0050-405000	Overtime	62,582	110,785	46,668	133,500	133,500
1000-05-0050-450000	PERS	823,262	823,903	1,091,026	1,159,627	1,159,627
1000-05-0050-451000	Social Security	240,045	224,850	233,591	251,372	251,372
1000-05-0050-452000	Worker's Compensation	64,176	60,308	61,069	32,860	32,860
1000-05-0050-453000	Unemployment	48,085	45,231	45,802	29,574	29,574
1000-05-0050-454000	Medical and Dental Insurance	617,400	546,354	783,548	761,314	761,314
Total Personnel Services		5,001,761	4,716,036	5,268,500	5,520,657	5,520,657

--Due to a software upgrade account numbers and descriptions may have changed or been combined.

Douglas County, Oregon
General Fund
Juvenile

Department Detail

		Actual	Actual	Budget	Proposed	Approved	Adopted
		FY 17-18	FY 18-19	FY 19-20	FY 20-21	FY 20-21	FY 20-21
1000-05-0050-500000	Legal Services	780	225	500	500	500	500
1000-05-0050-503000	Physician Services	2,432	155	1,100	1,000	1,000	1,000
1000-05-0050-503005	Physician Services YCC Rx	3,529	1,195	0	0	0	0
1000-05-0050-509900	Other Professional Services	17,144	5,191	13,506	6,206	6,206	6,206
1000-05-0050-509962	JCP Prevention Options Counsel	49,325	49,325	49,325	54,258	54,258	54,258
1000-05-0050-509963	CHA-Mental Health Tax	42,756	42,756	42,750	47,040	47,040	47,040
1000-05-0050-509964	Background Investigations	1,938	100	3,000	3,000	3,000	3,000
1000-05-0050-537030	Medicaid Match	19,974	7,441	34,618	20,000	20,000	20,000
1000-05-0050-570003	Inv & Pro Witness Fees & Miles	183	0	250	250	250	250
1000-05-0050-580052	Youth Treatment/Rec Activities	36,256	27,338	30,350	30,350	30,350	30,350
1000-05-0050-580053	Youth Urinalysis Testing	1,096	1,588	1,700	1,700	1,700	1,700
1000-05-0050-580056	Youth Work Crew Restitution	17,883	24,077	35,000	43,000	43,000	43,000
1000-05-0050-610000	Medical Supplies	7,571	5,621	5,350	5,125	5,125	5,125
1000-05-0050-620000	Food and Meals	240,205	165,131	140,604	0	0	0
1000-05-0050-620001	Food & Meals Equip & Supplies	0	1,006	0	0	0	0
1000-05-0050-620002	Food & Meals USDA Non Reimb	0	11,896	0	88,314	88,314	88,314
1000-05-0050-621000	Clothing	7,974	2,572	1,767	1,480	1,480	1,480
1000-05-0050-621002	Clothing Reimbursed	3,788	1,785	0	0	0	0
1000-05-0050-622000	Household Expenses	18,823	19,670	18,317	19,800	19,800	19,800
1000-05-0050-622001	Household Exp Bedding	1,561	2,277	2,533	2,700	2,700	2,700
1000-05-0050-629500	Equipment-Noninventory	13,730	20,638	18,561	13,480	13,480	13,480
1000-05-0050-629501	Equipment-Noninv Equip/Rec	297	407	1,700	1,720	1,720	1,720
1000-05-0050-629502	Equipment-Noninv Computer Repl	0	0	5,819	11,900	11,900	11,900
1000-05-0050-629900	Other Materials and Supplies	1,365	1,018	5,200	3,500	3,500	3,500
1000-05-0050-646000	Software	1,993	1,675	5,797	11,852	11,852	11,852
1000-05-0050-650000	Interdept Vehicle Expense	22,149	23,242	32,650	21,600	21,600	21,600
1000-05-0050-651000	Equip/Vehicle Maint & Repair	0	0	0	7,200	7,200	7,200
1000-05-0050-655000	Building and Grounds Maint	8,107	8,147	60,023	15,843	15,843	15,843
1000-05-0050-668001	Communication Telephone	8,359	8,099	6,967	3,720	3,720	3,720
1000-05-0050-668010	Communication Internet	0	0	0	5,650	5,650	5,650
1000-05-0050-668501	Utilities Electric	19,910	20,513	16,200	17,975	17,975	17,975
1000-05-0050-668502	Utilities Heat	5,966	6,654	6,000	6,000	6,000	6,000
1000-05-0050-668503	Utilities Water and Sewer	4,709	5,611	2,800	2,800	2,800	2,800
1000-05-0050-668504	Utilities Garbage	5,923	6,637	6,097	6,408	6,408	6,408
1000-05-0050-668505	Utilities Sewer	5,336	2,132	2,400	2,400	2,400	2,400
1000-05-0050-668507	Utilities Cable TV	4,241	4,496	4,500	4,616	4,616	4,616

Douglas County, Oregon
 General Fund
 Juvenile

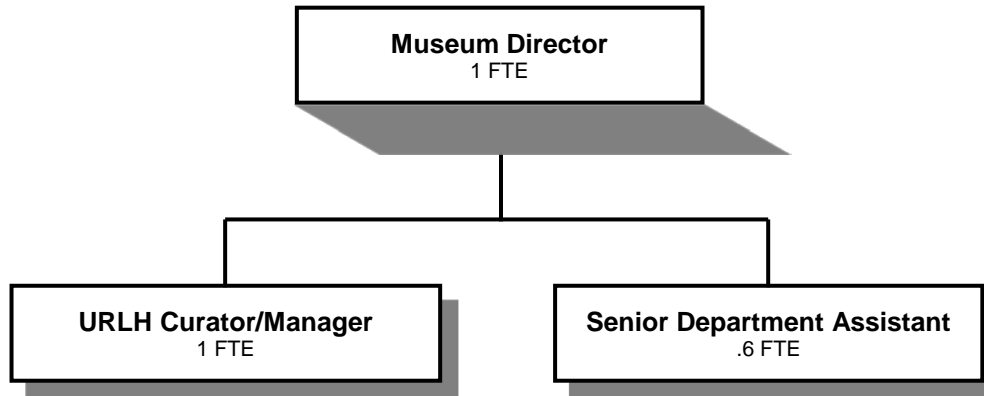
Department Detail

		Actual FY 17-18	Actual FY 18-19	Budget FY 19-20	Proposed FY 20-21	Approved FY 20-21	Adopted FY 20-21
1000-05-0050-671555	Workers' Comp InterdeptCharges	2,024	2,694	0	0	0	0
1000-05-0050-672001	Fire/Liab Interdept Charges	62,000	85,000	96,500	38,500	38,500	38,500
1000-05-0050-672006	Fire/Liab WorkCrew & Volunteer	371	339	400	400	400	400
1000-05-0050-740000	Office Supplies and Expenses	19,158	13,628	15,051	14,722	14,722	14,722
1000-05-0050-741000	Postage	2,169	1,567	3,867	1,797	1,797	1,797
1000-05-0050-742001	Photos and Copying Dup Svcs	2,407	1,210	1,553	1,272	1,272	1,272
1000-05-0050-750000	Subscriptions Books & Periodi	551	1,059	383	458	458	458
1000-05-0050-755000	Travel	1,119	1,309	7,705	3,736	3,736	3,736
1000-05-0050-756000	Conventions Schools Seminars	17,816	17,108	54,243	29,962	29,962	29,962
1000-05-0050-758000	Dues and Memberships	2,427	2,362	2,310	2,490	2,490	2,490
1000-05-0050-780000	Legal Publication and Printing	0	0	500	500	500	500
1000-05-0050-785000	Pre-employment Testing	7,698	1,423	2,841	1,850	1,850	1,850
1000-05-0050-790055	Misc OYA Support	1,755	2,749	7,500	7,500	7,500	7,500
1000-05-0050-790095	Misc Grant Reimb/Closeout	0	0	920,430	0	0	0
Total Materials and Services		694,798	609,066	1,668,667	564,574	564,574	564,574
1000-05-0050-820099	Furniture and Equipment Noninv	2,520	0	0	0	0	0
1000-05-0050-880000	Work in Progress	9,683	59,833	0	0	0	0
Total Capital Outlay		12,203	59,833	0	0	0	0
Total Expenditures		5,708,762	5,384,935	6,937,167	6,085,231	6,085,231	6,085,231

Douglas County, Oregon
General Fund
Juvenile

PERSONNEL SERVICES					
	Actual	Actual	Revised	Budget	
	FTE	FTE	Budget	FY 20-21	
	FY 17-18	FY 18-19	FTE	FTE	Amount
Juvenile Director	1.00	1.00	1.00	1.00	113,173
Assistant Director	1.00	1.00	1.00	1.00	102,461
Asst Juv Treat Svcs Mgr/HIPPA				1.00	47,757
Juv Srv Fac & Dev Mgr	1.00	1.00	1.00	1.00	85,413
Treatment Services Manager			1.00	1.00	60,236
Juvenile Services Supervisor	2.00	2.00	3.00	3.00	185,489
Division Business Manager	3.00	3.00	2.80	2.00	128,951
Juvenile Counselor 3	1.00	1.00	3.00	3.00	188,629
Juvenile Counselor 2	3.60	3.60	1.00	1.00	57,363
Juvenile Services Team Leader	4.00	1.00	1.00	1.00	55,022
Juvenile Services Specialist 2	17.20	19.00	25.00	25.40	1,095,076
Juvenile Services Specialist 1	13.80	16.80	7.80	9.40	336,460
Detention Shelter Counselor 3	1.00	1.00			
Detention Shelter Counselor 2	1.00	1.00	1.60	1.60	108,183
Detention Shelter Counselor 1	5.60	4.60	4.20	4.60	220,062
Administrative Assistant		0.72	0.72	0.72	30,643
Youth Program Coordinator	2.50	2.50	1.50	1.50	73,668
Legal Assistant 2	1.00	1.00	1.00	1.00	46,966
Legal Assistant 1	2.72	1.00	1.00	1.00	41,725
Total Regular	<u>61.42</u>	<u>61.22</u>	<u>57.62</u>	<u>60.22</u>	<u>2,977,277</u>
Temporary					175,133
Overtime					133,500
PERS		33.86%, 44.00%			1,159,627
Social Security		7.65%			251,372
Worker's Compensation		1.00%			32,860
Unemployment		0.90%			29,574
Medical & Dental Insurance		Varied			761,314
Total Personnel Services					<u>5,520,657</u>

MUSEUM



Douglas County, Oregon
General Fund
Museum (6000)

	Actual FY 16-17	Actual FY 17-18	Actual FY 18-19	Revised Budget FY 19-20	Proposed FY 20-21	Approved FY 20-21	Adopted FY 20-21
<u>TOTAL DEPARTMENT</u>							
<u>RESOURCES</u>							
Charges, Fees, Sales	190,240	236,643	246,221	241,000	312,000	312,000	312,000
Contributions and Donations	15,273	5,117	24,636	26,578	22,699	22,699	22,699
Total	<u>205,513</u>	<u>241,760</u>	<u>270,857</u>	<u>267,578</u>	<u>334,699</u>	<u>334,699</u>	<u>334,699</u>
<u>REQUIREMENTS</u>							
Personnel Services	240,519	171,750	184,486	217,863	300,903	300,903	300,903
Materials and Services	148,931	183,134	244,120	214,111	183,150	183,150	183,150
Capital Outlay		2,212					
Total	<u>389,450</u>	<u>357,096</u>	<u>428,606</u>	<u>431,974</u>	<u>484,053</u>	<u>484,053</u>	<u>484,053</u>
General Resource Contribution Required	183,937	115,336	157,749	164,396	149,354	149,354	149,354
Staffing FTE	2.50	1.60	1.70	1.80	2.60	2.60	2.60
<u>MUSEUM GENERAL OPERATIONS</u>							
Fees and Admissions / Donations	(54,620)	(47,677)	(59,392)	(51,500)	(53,000)	(53,000)	(53,000)
Requirements	<u>263,163</u>	<u>202,330</u>	<u>224,024</u>	<u>244,328</u>	<u>248,123</u>	<u>248,123</u>	<u>248,123</u>
General Resource Contribution Required	208,543	154,653	164,632	192,828	195,123	195,123	195,123
<u>COASTAL MUSEUM</u>							
Lighthouse Tours / Donations / Gift Shop Sales	(144,571)	(194,084)	(200,259)	(196,000)	(261,000)	(261,000)	(261,000)
Requirements	101,438	127,951	193,357	167,568	215,231	215,231	215,231
Capital Outlay		2,212					
General Resource Contribution Required	<u>(43,133)</u>	<u>(66,133)</u>	<u>(6,902)</u>	<u>(28,432)</u>	<u>(45,769)</u>	<u>(45,769)</u>	<u>(45,769)</u>
<u>GRANTS, LOCAL ASSISTANCE AND SPECIAL PROJECTS</u>							
Contributions & Donations - Museum Foundation	(6,322)		(11,206)	(20,078)	(20,699)	(20,699)	(20,699)
Requirements	<u>24,849</u>	<u>26,816</u>	<u>11,225</u>	<u>20,078</u>	<u>20,699</u>	<u>20,699</u>	<u>20,699</u>
General Resource Contribution Required	18,527	26,816	19				
Total General Resource Contribution Required	183,937	115,336	157,749	164,396	149,354	149,354	149,354

Douglas County, Oregon
General Fund
Museum

Department Detail

		Actual	Actual	Revised	Proposed	Approved	Adopted
		FY 17-18	FY 18-19	Budget	FY 20-21	FY 20-21	FY 20-21
				FY 19-20			
1000-60-6000-275000	Admission Fees	87,359	91,237	80,000	87,500	87,500	87,500
1000-60-6000-275002	Lighthouse Tour Fees	2,556	1,600	0	0	0	0
1000-60-6000-275030	Membership Admissn Fees	6,165	8,043	7,500	7,500	7,500	7,500
1000-60-6000-275035	School Group Admissn Fees	164	1,219	0	0	0	0
1000-60-6000-382003	Land/Building Rents & Leases	4,285	4,901	4,000	6,000	6,000	6,000
1000-60-6000-382008	Parks Gift Shop	360	1,780	0	0	0	0
1000-60-6000-384000	Contributions and Donations	4,909	8,739	1,500	2,000	2,000	2,000
1000-60-6000-384002	Museum Foundation Donations	0	15,856	25,078	20,699	20,699	20,699
1000-60-6000-384003	Lighthouse Donations	208	41	0	0	0	0
1000-60-6000-387001	Gift Shop Sales	132,675	133,259	146,500	148,000	148,000	148,000
1000-60-6000-387003	Coffee Shop Sales	0	0	0	60,000	60,000	60,000
1000-60-6000-387900	Miscellaneous Revenues	0	900	0	0	0	0
1000-60-6000-387901	Misc Photographic Services	3,079	3,332	3,000	3,000	3,000	3,000
1000-60-6000-387995	Misc NSF Checks	0	(50)	0	0	0	0
Total Revenue		241,760	270,857	267,578	334,699	334,699	334,699
1000-60-6000-400000	Regular Employees	62,024	66,728	80,936	112,291	112,291	112,291
1000-60-6000-403000	Temporary Employees	58,524	68,996	71,785	74,995	74,995	74,995
1000-60-6000-450000	PERS	23,217	23,680	37,882	64,724	64,724	64,724
1000-60-6000-451000	Social Security	9,077	10,192	11,683	14,328	14,328	14,328
1000-60-6000-452000	Worker's Compensation	904	1,018	1,145	937	937	937
1000-60-6000-453000	Unemployment	1,204	1,357	1,528	1,124	1,124	1,124
1000-60-6000-454000	Medical and Dental Insurance	16,800	12,515	12,904	32,504	32,504	32,504
Total Personnel Services		171,750	184,486	217,863	300,903	300,903	300,903
1000-60-6000-505000	Security Services	852	887	1,000	1,000	1,000	1,000
1000-60-6000-509900	Other Professional Services	25,834	5,000	0	0	0	0
1000-60-6000-629500	Equipment-Noninventory	2,022	4,167	0	0	0	0
1000-60-6000-629502	Equipment-Noninv Computer Repl	0	0	0	700	700	700
1000-60-6000-629900	Other Materials and Supplies	1,528	1,529	3,500	1,000	1,000	1,000
1000-60-6000-629902	Other M&S Store Purchases	77,645	75,889	83,500	83,500	83,500	83,500
1000-60-6000-629903	Other M&S Curatorial Supplies	2,873	18,598	20,000	2,000	2,000	2,000
1000-60-6000-629904	Other M&S Gift Shop	852	8,206	13,500	0	0	0

--Due to a software upgrade account numbers and descriptions may have changed or been combined.

Douglas County, Oregon
 General Fund
 Museum

Department Detail

		Actual	Actual	Revised	Proposed	Approved	Adopted
		FY 17-18	FY 18-19	Budget	FY 20-21	FY 20-21	FY 20-21
				FY 19-20			
1000-60-6000-629905	Other M&S Coffee Shop	0	0	0	20,000	20,000	20,000
1000-60-6000-646000	Software	859	1,592	3,383	300	300	300
1000-60-6000-650000	Interdept Vehicle Expense	1,457	1,633	2,750	2,750	2,750	2,750
1000-60-6000-651080	Equip/Vehicle Office DP Equip	461	558	1,000	1,000	1,000	1,000
1000-60-6000-655000	Building and Grounds Maint	10,042	65,316	4,330	4,000	4,000	4,000
1000-60-6000-655010	B&G Maint Structural M&R	0	0	7,748	0	0	0
1000-60-6000-668001	Communication Telephone	4,510	4,277	5,500	5,500	5,500	5,500
1000-60-6000-668501	Utilities Electric	29,200	32,336	35,000	35,000	35,000	35,000
1000-60-6000-668502	Utilities Heat	3,699	4,603	6,000	5,000	5,000	5,000
1000-60-6000-668503	Utilities Water and Sewer	5,869	6,432	7,000	8,000	8,000	8,000
1000-60-6000-668504	Utilities Garbage	1,284	1,355	2,000	2,000	2,000	2,000
1000-60-6000-668508	Utilities Cable TV Caretakers	799	732	1,500	1,000	1,000	1,000
1000-60-6000-672001	Fire/Liab Interdept Charges	3,200	1,500	1,200	1,000	1,000	1,000
1000-60-6000-672002	Fire/Liability Liability Ins	1,420	0	1,200	0	0	0
1000-60-6000-730000	Advertising/Publicity	400	1,151	2,500	500	500	500
1000-60-6000-740000	Office Supplies and Expenses	2,349	1,964	3,000	2,000	2,000	2,000
1000-60-6000-741000	Postage	458	209	1,000	400	400	400
1000-60-6000-756000	Conventions Schools Seminars	0	212	0	0	0	0
1000-60-6000-786500	Bank Card Fees	5,521	5,974	7,500	6,500	6,500	6,500
Total Materials and Services		183,134	244,120	214,111	183,150	183,150	183,150
1000-60-6000-820099	Furniture and Equipment Noninv	2,212	0	0	0	0	0
Total Capital Outlay		2,212	0	0	0	0	0
Total Expenditures		357,096	428,606	431,974	484,053	484,053	484,053

--Due to a software upgrade account numbers and descriptions may have changed or been combined.

Douglas County, Oregon
 General Fund
 Museum

PERSONNEL SERVICES					
	Actual FTE FY 17-18	Actual FTE FY 18-19	Revised Budget FTE FY 19-20	Budget FY 20-21	
				FTE	Amount
Museum Director			1.00	1.00	60,184
Museum Operations Technician	1.00	1.00			
Umpqua River Lighthouse/Curator			0.20	1.00	35,610
Senior Department Assistant		0.70	0.60	0.60	16,497
Department Assistant 4	0.60				
Total Regular	1.60	1.70	1.80	2.60	112,291
Temporary					74,995
PERS		33.86%, 44.00%			64,724
Social Security		7.65%			14,328
Worker's Compensation		0.50%			937
Unemployment		0.60%			1,124
Medical & Dental Insurance		Varied			32,504
Total Personnel Services					<u>300,903</u>

Douglas County, Oregon
 General Fund
 Nondepartmental (0900)

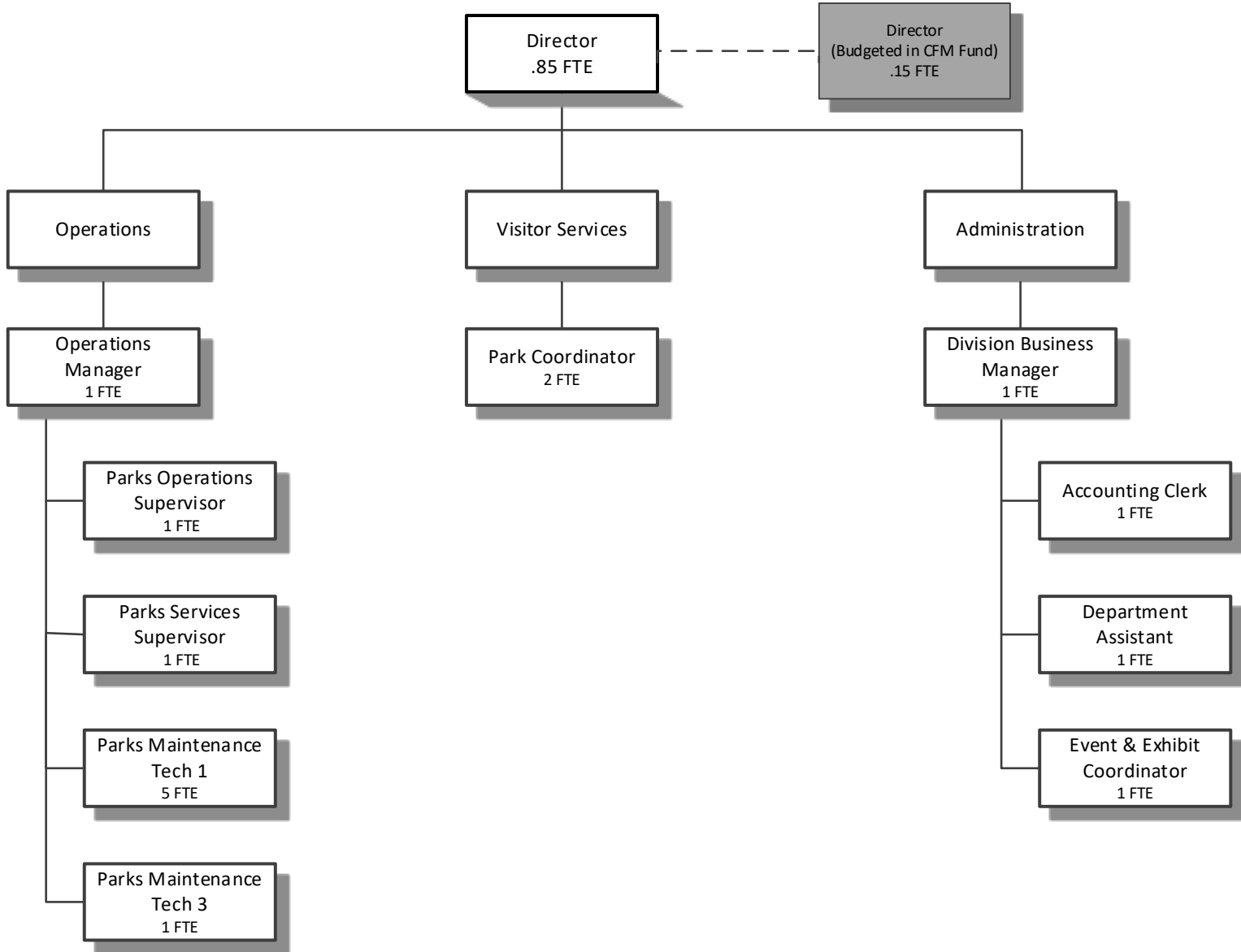
	Actual FY 16-17	Actual FY 17-18	Actual FY 18-19	Revised Budget FY 19-20	Proposed FY 20-21	Approved FY 20-21	Adopted FY 20-21
<u>REQUIREMENTS</u>							
Materials and Services	1,229,177	1,006,901	1,275,503	1,257,540	1,092,840	1,092,840	1,092,840
Capital Outlay	290,750	265,610					
Total	1,519,927	1,272,511	1,275,503	1,257,540	1,092,840	1,092,840	1,092,840
General Resource Contribution Required	1,519,927	1,272,511	1,275,503	1,257,540	1,092,840	1,092,840	1,092,840

Douglas County, Oregon
 General Fund
 Nondepartmental

Department Detail

		Actual	Actual	Revised	Proposed	Approved	Adopted
		FY 17-18	FY 18-19	Budget	FY 20-21	FY 20-21	FY 20-21
				FY 19-20			
1000-05-0900-500000	Legal Services	16,060	23,105	140,000	140,000	140,000	140,000
1000-05-0900-509900	Other Professional Services	128,546	131,969	534,840	564,840	564,840	564,840
1000-05-0900-509955	Other Prof Svcs-Mediation Svcs	77,734	77,734	85,000	85,000	85,000	85,000
1000-05-0900-550001	Intgov't Asst Aid to Cities	107,997	0	0	0	0	0
1000-05-0900-550010	Intgov't Asst Port Umpq (CBWR)	44,037	28,425	0	0	0	0
1000-05-0900-550018	Intgov't Asst Gardiner Sanitary	366,682	765,385	0	0	0	0
1000-05-0900-550020	Intgov't Asst Contrib to Other	50,000	0	0	0	0	0
1000-05-0900-550060	Intgov't Asst DFPA Rural Fire	0	29,400	242,700	0	0	0
1000-05-0900-629900	Other Materials and Supplies	0	473	10,000	35,000	35,000	35,000
1000-05-0900-646001	Software Rental	30,025	31,016	45,000	60,000	60,000	60,000
1000-05-0900-740000	Office Supplies and Expenses	77	0	0	0	0	0
1000-05-0900-758000	Dues and Memberships	184,919	187,996	198,000	206,000	206,000	206,000
1000-05-0900-780000	Legal Publication and Printing	0	0	2,000	2,000	2,000	2,000
1000-05-0900-790000	Miscellaneous	824	0	0	0	0	0
Total Materials and Services		1,006,901	1,275,503	1,257,540	1,092,840	1,092,840	1,092,840
1000-05-0900-810099	Buildings & Improvement Noninv	265,610	0	0	0	0	0
		265,610	0	0	0	0	0
Total Expenditures		1,272,511	1,275,503	1,257,540	1,092,840	1,092,840	1,092,840

PARKS DEPARTMENT



Douglas County, Oregon
 General Fund
 Parks (6100)

Department Overview

	Actual FY 16-17	Actual FY 17-18	Actual FY 18-19	Revised Budget FY 19-20	Proposed FY 20-21	Approved FY 20-21	Adopted FY 20-21
<u>GENERAL OPERATIONS</u>							
<u>RESOURCES</u>							
Intergovernmental Revenues	397,418	403,366	463,394	574,326	575,525	575,525	575,525
Charges, Fees, Rents & Other Sales	1,161,420	1,583,306	2,089,360	1,904,500	2,102,000	2,102,000	2,102,000
Total	1,558,838	1,986,672	2,552,754	2,478,826	2,677,525	2,677,525	2,677,525
<u>REQUIREMENTS</u>							
Personnel Services	1,010,947	1,043,783	1,132,168	1,389,112	1,365,118	1,365,118	1,365,118
Materials and Services	505,708	562,764	848,151	848,799	960,129	960,129	960,129
Capital Outlay		81,050	93,272	110,290	170,000	170,000	170,000
Total	1,516,655	1,687,597	2,073,591	2,348,201	2,495,247	2,495,247	2,495,247
General Resource (Contribution) Required	(42,183)	(299,075)	(479,163)				
<i>Budgeted Central Service Reimbursement</i>				(130,625)	(182,278)	(182,278)	(182,278)
<u>PARKS PROJECTS (restricted beginning FY16)</u>							
<u>RESOURCES</u>							
Beginning Balance - Restricted Use	1,503,559	1,145,260	450,630	200,000	400,000	400,000	
Intergovernmental Revenues	164,667	475,448	25,524	1,264,685	988,515	988,515	988,515
Timber Sales, Sale of Surplus Property & Other		3,527	5,000	1,200,000			
Total	1,668,226	1,624,235	481,154	2,664,685	1,388,515	1,388,515	988,515
<u>REQUIREMENTS</u>							
Materials and Services	96,148	85,114	87,279	507,000	137,500	137,500	137,500
Capital Outlay	426,818	1,088,491	93,863	1,863,600	1,159,015	1,159,015	1,159,015
Total	522,966	1,173,605	181,142	2,370,600	1,296,515	1,296,515	1,296,515
Ending Balance - Restricted Use	1,145,260	450,630	300,012	294,085	92,000	92,000	
General Resource (Contribution) Required							308,000
TOTAL GENERAL RESOURCE CONTRIBUTION REQUIRED							
<i>Resources (Over) Under Requirements, including Kanipe listed on following page</i>	(51,907)	(305,506)	(479,163)	(130,625)	(182,278)	(182,278)	125,722

Department Overview continued on following page

Douglas County, Oregon
General Fund
Parks (6100)

	Actual FY 16-17	Actual FY 17-18	Actual FY 18-19	Revised Budget FY 19-20	Proposed FY 20-21	Approved FY 20-21	Adopted FY 20-21
<u>KANIPE DEDICATED FUNDS</u>							
<u>RESOURCES</u>							
Beginning Balance - Restricted Use			4,581				
Intergovernmental and Other Revenues	37,597	38,902	40,547	37,700	43,200	43,200	43,200
Donations	245	15	2,500				
Total	<u>37,842</u>	<u>38,917</u>	<u>47,628</u>	<u>37,700</u>	<u>43,200</u>	<u>43,200</u>	<u>43,200</u>
<u>REQUIREMENTS</u>							
Personnel Services	10,711	9,465	12,698	24,032	26,439	26,439	26,439
Materials and Services	17,407	18,440	13,846	13,668	16,761	16,761	16,761
Total	<u>28,118</u>	<u>27,905</u>	<u>26,544</u>	<u>37,700</u>	<u>43,200</u>	<u>43,200</u>	<u>43,200</u>
Ending Balance - Restricted Use		4,581	21,084				
General Resource (Contribution) Required	(9,724)	(6,431)	0	0	0	0	0
<u>TOTAL DEPARTMENT</u>							
Revenues	<u>1,761,347</u>	<u>2,504,564</u>	<u>2,626,325</u>	<u>4,981,211</u>	<u>3,709,240</u>	<u>3,709,240</u>	<u>3,709,240</u>
Expenditures:							
Personnel Services	1,021,658	1,053,248	1,144,866	1,413,144	1,391,557	1,391,557	1,391,557
Materials and Services	619,263	666,318	949,276	1,369,467	1,114,390	1,114,390	1,114,390
Capital Outlay	426,818	1,169,541	187,135	1,973,890	1,329,015	1,329,015	1,329,015
Total Expenditures	<u>2,067,739</u>	<u>2,889,107</u>	<u>2,281,277</u>	<u>4,756,501</u>	<u>3,834,962</u>	<u>3,834,962</u>	<u>3,834,962</u>
Staffing FTE	15.00	16.00	16.00	16.00	15.85	15.85	15.85
Capital Outlay							
<u>General Operations</u>							
Parks Maintenance Equipment - Miscellaneous							10,000
2 Debris Sweepers							50,000
4 Trucks							85,000
Wide Area Mower							25,000
<u>Parks Projects</u>							
River Forks - Dog Park							47,000
Umpqua Dunes Phase OHV Staging Area Pavement							373,515
Chief Miwaleta Playground Replacement							174,500
Half Moon Bay Expansion - Phase A							342,000
Amacher Boat Ramp Parking Enhancement							222,000
							<u>1,329,015</u>

Douglas County, Oregon
General Fund
Parks

Department Detail

		Actual	Actual	Revised	Proposed	Approved	Adopted
		FY 17-18	FY 18-19	Budget	FY 20-21	FY 20-21	FY 20-21
				FY 19-20			
1000-60-6100-270000	Park/Camping Revenues	1,129,945	1,568,897	1,405,700	1,557,650	1,557,650	1,557,650
1000-60-6100-270100	Park/Camping Reservation Fees	69,098	94,444	77,400	90,500	90,500	90,500
1000-60-6100-270200	Park/Camping Shower Fees	4,870	5,291	5,000	5,000	5,000	5,000
1000-60-6100-270300	Park/Camping Laundromat Fees	1,935	2,568	4,000	4,000	4,000	4,000
1000-60-6100-270700	Park/Camp Sewage Disposal Fees	1,195	2,040	2,200	2,000	2,000	2,000
1000-60-6100-270800	Park/Camping Pavilion Rental	18,483	20,075	18,950	20,000	20,000	20,000
1000-60-6100-275001	Whale Watching Viewer Fees	2,131	1,359	1,000	1,000	1,000	1,000
1000-60-6100-275003	Special Event Permit Fees	10,396	9,962	6,000	10,250	10,250	10,250
1000-60-6100-275005	Parking Fees	321,758	350,196	350,000	375,000	375,000	375,000
1000-60-6100-275500	Concessions	0	404	750	0	0	0
1000-60-6100-275501	Concession Food Sales	0	9,604	15,000	1,000	1,000	1,000
1000-60-6100-303000	Restitution	1,417	5,798	0	0	0	0
1000-60-6100-325000	St/Fed OR Parks & Recreation	74,916	92,021	959,475	361,862	361,862	361,862
1000-60-6100-335100	State OR State Marine Board	8,135	0	96,210	200,000	200,000	200,000
1000-60-6100-335102	St OSMB Anti Trust Settlement	40,178	40,178	40,200	40,178	40,178	40,178
1000-60-6100-335000	State OR Parks & Recreation	447,313	23,524	402,000	592,000	592,000	592,000
1000-60-6100-339500	Local Assistance	0	0	2,000	25,000	25,000	25,000
1000-60-6100-339506	Local Asst City of Reedsport	0	2,000	0	0	0	0
1000-60-6100-345005	Shared Rev RV Licenses	325,721	349,942	357,126	363,000	363,000	363,000
1000-60-6100-382003	Land/Building Rents & Leases	26,260	25,690	20,200	21,800	21,800	21,800
1000-60-6100-382009	Helleck Hall Rental	0	0	0	2,500	2,500	2,500
1000-60-6100-382010	Helleck Hall Reservation Fees	0	0	0	500	500	500
1000-60-6100-384000	Contributions and Donations	15	2,580	0	0	0	0
1000-60-6100-387000	Other Sales	2,339	20	3,000	1,000	1,000	1,000
1000-60-6100-387080	Sale of Inventory	9,460	7,741	3,000	25,000	25,000	25,000
1000-60-6100-387085	Sale of Surplus (noninv)	0	952	1,212,000	10,000	10,000	10,000
1000-60-6100-387090	Standing Timber Sales	0	5,500	0	0	0	0
1000-60-6100-387500	Expense Reimbursements	5,315	2,465	0	0	0	0
1000-60-6100-387900	Miscellaneous Revenues	4,917	5,638	0	0	0	0
1000-60-6100-387980	Misc Cash Over/Short	1	29	0	0	0	0
1000-60-6100-387995	Misc NSF Checks	(1,234)	(2,593)	0	0	0	0
Total Revenue		2,504,564	2,626,325	4,981,211	3,709,240	3,709,240	3,709,240
1000-60-6100-400000	Regular Employees	544,665	631,351	682,909	739,721	739,721	739,721
1000-60-6100-403000	Temporary Employees	75,081	60,957	150,000	90,000	90,000	90,000
1000-60-6100-405000	Overtime	2,922	2,752	5,000	5,000	5,000	5,000
1000-60-6100-450000	PERS	158,200	187,751	250,122	269,333	269,333	269,333

--Due to a software upgrade account numbers and descriptions may have changed or been combined.

Douglas County, Oregon
General Fund
Parks

Department Detail

		Actual	Actual	Revised	Proposed	Approved	Adopted
		FY 17-18	FY 18-19	Budget	FY 20-21	FY 20-21	FY 20-21
				FY 19-20			
1000-60-6100-451000	Social Security	46,506	51,590	64,100	63,857	63,857	63,857
1000-60-6100-452000	Worker's Compensation	12,453	13,901	16,758	8,347	8,347	8,347
1000-60-6100-453000	Unemployment	6,221	10,426	12,569	5,009	5,009	5,009
1000-60-6100-454000	Medical and Dental Insurance	207,200	186,138	231,686	210,290	210,290	210,290
Total Personnel Services		1,053,248	1,144,866	1,413,144	1,391,557	1,391,557	1,391,557
1000-60-6100-509900	Other Professional Services	21,723	50,469	259,000	85,000	85,000	85,000
1000-60-6100-533050	Volunteer Services Stipends	0	0	18,000	25,000	25,000	25,000
1000-60-6100-606000	Tools	2,015	2,041	6,000	2,000	2,000	2,000
1000-60-6100-606500	Fuel and Oil	46,979	50,006	55,751	3,251	3,251	3,251
1000-60-6100-606503	Fuel and Oil Propane	0	0	800	250	250	250
1000-60-6100-615000	Uniforms and Uniform Allowance	0	830	1,000	5,000	5,000	5,000
1000-60-6100-629500	Equipment-Noninventory	6,717	12,355	11,350	3,350	3,350	3,350
1000-60-6100-629502	Equipment-Noninv Computer Repl	0	0	1,400	7,500	7,500	7,500
1000-60-6100-629900	Other Materials and Supplies	23,487	24,222	95,200	81,000	81,000	81,000
1000-60-6100-629902	Other M&S Store Purchases	0	7,194	7,500	0	0	0
1000-60-6100-629904	Other M&S Gift Shop	0	748	500	1,000	1,000	1,000
1000-60-6100-629925	Other M&S Signs	0	0	8,000	10,000	10,000	10,000
1000-60-6100-640000	Land and Building Rent	520	531	550	600	600	600
1000-60-6100-645000	Equipment/Vehicle Rent	190	4,460	2,000	5,000	5,000	5,000
1000-60-6100-645002	Equipment/Vehicle Copy Mach	327	166	500	500	500	500
1000-60-6100-646000	Software	5,540	4,834	4,000	18,000	18,000	18,000
1000-60-6100-646001	Software Rental	32,884	30,943	1,310	30,100	30,100	30,100
1000-60-6100-646002	Software Maintenance	0	0	4,560	5,000	5,000	5,000
1000-60-6100-650000	Interdept Vehicle Expense	380	0	0	60,000	60,000	60,000
1000-60-6100-651000	Equip/Vehicle Maint & Repair	1,375	0	2,500	35,000	35,000	35,000
1000-60-6100-651040	Equip/Vehicle Vehicle Maint	22,130	15,983	25,500	9,250	9,250	9,250
1000-60-6100-651042	Equip/Vehicle Equipment Maint	20,162	24,572	25,500	9,250	9,250	9,250
1000-60-6100-655000	Building and Grounds Maint	105,385	163,113	81,605	36,605	36,605	36,605
1000-60-6100-655005	B&G Maint Custodial Supplies	20,414	17,959	30,000	25,000	25,000	25,000
1000-60-6100-655006	B&G Maint Landscaping	0	0	10,000	15,000	15,000	15,000
1000-60-6100-655010	B&G Maint Structural M&R	1,154	41,763	15,500	21,111	21,111	21,111
1000-60-6100-655020	B&G Maint M&R Contracts	58,774	109,760	278,529	191,373	191,373	191,373
1000-60-6100-668001	Communication Telephone	16,912	12,039	5,600	5,400	5,400	5,400
1000-60-6100-668010	Communication Internet	0	4,742	6,000	7,500	7,500	7,500
1000-60-6100-668015	Communication Cell Phones	0	628	9,000	9,000	9,000	9,000
1000-60-6100-668501	Utilities Electric	102,438	111,737	123,812	122,000	122,000	122,000

--Due to a software upgrade account numbers and descriptions may have changed or been combined.

Douglas County, Oregon
General Fund
Parks

Department Detail

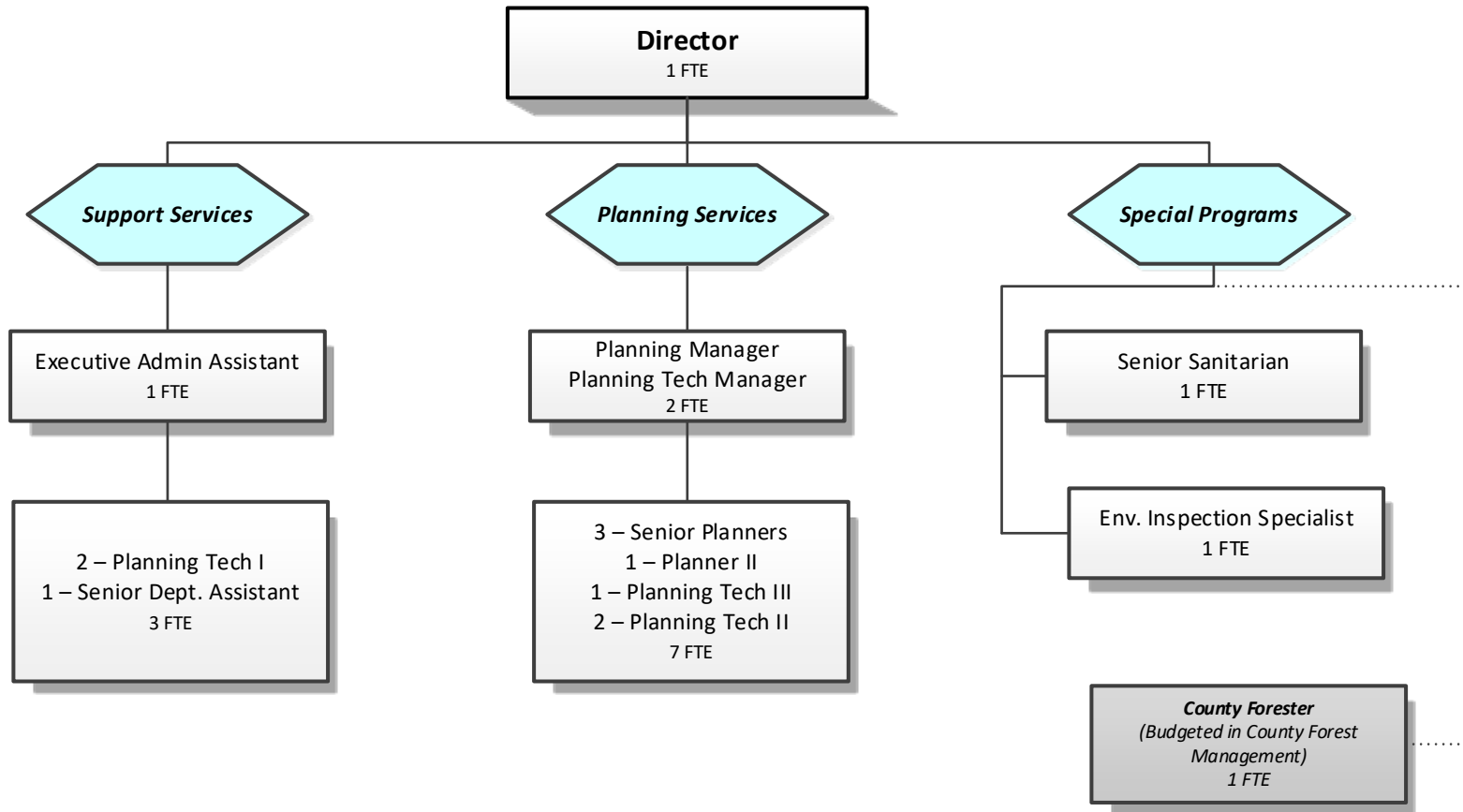
		Actual	Actual	Revised	Proposed	Approved	Adopted
		FY 17-18	FY 18-19	Budget	FY 20-21	FY 20-21	FY 20-21
				FY 19-20			
1000-60-6100-668502	Utilities Heat	2,345	2,768	2,500	2,500	2,500	2,500
1000-60-6100-668503	Utilities Water and Sewer	77,829	106,404	110,600	110,600	110,600	110,600
1000-60-6100-668504	Utilities Garbage	38,092	59,023	66,500	66,500	66,500	66,500
1000-60-6100-668507	Utilities Cable TV	2,622	0	0	0	0	0
1000-60-6100-671555	Workers' Comp InterdeptCharges	3,649	5,162	0	5,000	5,000	5,000
1000-60-6100-672001	Fire/Liab Interdept Charges	4,800	7,000	7,800	10,600	10,600	10,600
1000-60-6100-673000	Liability Claims	602	2,412	0	0	0	0
1000-60-6100-685000	License and Permit Fees	3,400	2,657	4,150	5,150	5,150	5,150
1000-60-6100-687000	Laboratory and Testing	4,039	3,098	3,000	3,400	3,400	3,400
1000-60-6100-730000	Advertising/Publicity	393	1,275	2,500	5,000	5,000	5,000
1000-60-6100-730005	Advertising/Publicity Brochure	0	0	1,000	1,000	1,000	1,000
1000-60-6100-740000	Office Supplies and Expenses	5,829	10,017	5,500	5,500	5,500	5,500
1000-60-6100-741000	Postage	1,695	1,757	3,000	2,000	2,000	2,000
1000-60-6100-742001	Photos and Copying Dup Svcs	0	110	1,000	1,000	1,000	1,000
1000-60-6100-755000	Travel	2,179	1,837	3,500	4,000	4,000	4,000
1000-60-6100-756000	Conventions Schools Seminars	2,865	1,801	6,000	7,500	7,500	7,500
1000-60-6100-758000	Dues and Memberships	149	149	500	1,500	1,500	1,500
1000-60-6100-780000	Legal Publication and Printing	0	0	250	250	250	250
1000-60-6100-782000	Advisory Committee Expense	0	51	500	500	500	500
1000-60-6100-785000	Pre-employment Testing	2,085	2,090	2,000	2,000	2,000	2,000
1000-60-6100-786000	Assessments	1,048	1,143	1,200	1,350	1,350	1,350
1000-60-6100-786500	Bank Card Fees	22,975	49,427	57,000	50,000	50,000	50,000
1000-60-6100-790000	Miscellaneous	216	0	0	0	0	0
Total Materials and Services		666,318	949,276	1,369,467	1,114,390	1,114,390	1,114,390
1000-60-6100-810000	Buildings and Improvements	927,896	52,967	770,600	1,159,015	1,159,015	1,159,015
1000-60-6100-810099	Buildings & Improvement Noninv	16,965	0	0	0	0	0
1000-60-6100-820000	Furniture and Equipment	0	0	10,000	10,000	10,000	10,000
1000-60-6100-820099	Furniture and Equipment Noninv	3,939	8,057	0	0	0	0
1000-60-6100-830000	Vehicles and Heavy Equipment	75,911	77,715	100,290	160,000	160,000	160,000
1000-60-6100-830099	Veh & Heavy Equip Noninv	1,200	7,500	0	0	0	0
1000-60-6100-880000	Work in Progress	143,630	40,896	1,093,000	0	0	0
Total Capital Outlay		1,169,541	187,135	1,973,890	1,329,015	1,329,015	1,329,015
Total Expenditures		2,889,107	2,281,277	4,756,501	3,834,962	3,834,962	3,834,962

--Due to a software upgrade account numbers and descriptions may have changed or been combined.

Douglas County, Oregon
General Fund
Parks

PERSONNEL SERVICES					
	Actual	Actual	Revised	Budget	
	FTE	FTE	Budget	FY 20-21	
	FY 17-18	FY 18-19	FTE	FTE	Amount
Park Director	1.00	1.00	1.00	0.85	96,192
Event & Exhibit Coordinator				1.00	33,613
Park Operations Manager			1.00	1.00	68,146
Park Operations Supervisor	1.00	1.00		1.00	60,632
Park Maintenance Supervisor		1.00	1.00	1.00	46,541
Park Campground Coordinator	2.00	2.00	2.00	2.00	87,689
Park Maintenance Technician 3	1.00	1.00	1.00	1.00	50,835
Park Maintenance Technician 2	1.00	1.00	1.00		
Park Maintenance Technician 1	5.00	5.00	5.00	5.00	176,798
Park Caretaker	1.00				
Administrative Assistant	1.00				
Division Business Manager		1.00	1.00	1.00	55,824
Accounting Clerk 1	1.00	1.00	1.00	1.00	35,300
Senior Department Assistant	1.00	2.00	2.00	1.00	28,151
Department Assistant 4	1.00				
Total Regular	<u>16.00</u>	<u>16.00</u>	<u>16.00</u>	<u>15.85</u>	<u>739,721</u>
Temporary					90,000
Overtime					5,000
PERS		33.86%, 44.00%			269,333
Social Security		7.65%			63,857
Worker's Compensation		1.00%			8,347
Unemployment		0.60%			5,009
Medical & Dental Insurance		Varied			<u>210,290</u>
Total Personnel Services					<u><u>1,391,557</u></u>

PLANNING DEPARTMENT



Douglas County, Oregon
General Fund
Planning (0500)

	Actual FY 16-17	Actual FY 17-18	Actual FY 18-19	Revised Budget FY 19-20	Proposed FY 20-21	Approved FY 20-21	Adopted FY 20-21
<u>TOTAL DEPARTMENT RESOURCES</u>							
Charges for Services	1,103,950	1,071,706	1,091,419	1,106,400	1,060,700	1,060,700	688,400
Intergovernmental Revenues	118,803	53,685	59,332	75,500	79,000	79,000	28,000
Transfers In: Title III	83,000	85,000	87,500	95,000	90,000	90,000	90,000
Total	<u>1,305,753</u>	<u>1,210,391</u>	<u>1,238,251</u>	<u>1,276,900</u>	<u>1,229,700</u>	<u>1,229,700</u>	<u>806,400</u>
<u>REQUIREMENTS</u>							
Personnel Services	1,580,321	1,585,724	1,535,891	1,834,028	1,861,295	1,861,295	1,486,301
Materials and Services	165,308	135,646	237,178	169,455	219,942	219,942	174,860
Capital Outlay	4,747						
Total	<u>1,750,376</u>	<u>1,721,370</u>	<u>1,773,069</u>	<u>2,003,483</u>	<u>2,081,237</u>	<u>2,081,237</u>	<u>1,661,161</u>
General Resource Contribution Required	444,623	510,979	534,818	726,583	851,537	851,537	854,761
Staffing FTE	19.00	19.75	20.75	20.00	20.00	20.00	16.00
<u>PLANNING GENERAL OPERATIONS</u>							
Charges for Services	(506,682)	(477,102)	(482,368)	(477,100)	(442,900)	(442,900)	(442,900)
Intergovernmental Revenues	(79,829)	(22,000)	(25,500)	(33,000)	(28,000)	(28,000)	(28,000)
Transfer In: Title III	(83,000)	(85,000)	(87,500)	(95,000)	(90,000)	(90,000)	(90,000)
Requirements	<u>1,177,817</u>	<u>1,158,167</u>	<u>1,263,341</u>	<u>1,375,989</u>	<u>1,475,289</u>	<u>1,475,289</u>	<u>1,478,739</u>
General Resource Contribution Required	508,306	574,065	667,973	770,889	914,389	914,389	917,839
<u>SUBSURFACE SEWAGE</u>							
Charges for Services	(241,664)	(240,962)	(262,689)	(247,000)	(245,500)	(245,500)	(245,500)
Requirements	<u>194,920</u>	<u>178,758</u>	<u>161,048</u>	<u>202,722</u>	<u>182,422</u>	<u>182,422</u>	<u>182,422</u>
General Resource Contribution Required	(46,744)	(62,204)	(101,641)	(44,278)	(63,078)	(63,078)	(63,078)
<u>ENVIRONMENTAL HEALTH</u>							
Charges for Services	(355,604)	(353,642)	(346,362)	(382,300)	(372,300)	(372,300)	
Intergovernmental: State Water Program/Local Assistance	(38,974)	(31,685)	(33,832)	(42,500)	(51,000)	(51,000)	
Requirements	<u>377,639</u>	<u>384,445</u>	<u>348,680</u>	<u>424,772</u>	<u>423,526</u>	<u>423,526</u>	
General Resource Contribution Required	(16,939)	(882)	(31,514)	(28)	226	226	
Total General Resource Contribution Required	444,623	510,979	534,818	726,583	851,537	851,537	854,761

Beginning FY21 Environmental Health has been moved from the Planning Department to the Building Department.

--Due to a software upgrade account numbers and descriptions may have changed or been combined.

Douglas County, Oregon
General Fund
Planning

Department Detail

		Actual FY 17-18	Actual FY 18-19	Revised Budget FY 19-20	Proposed FY 20-21	Approved FY 20-21	Adopted FY 20-21
1000-05-0500-205000	Fees Services & Charges	830,709	816,934	846,000	807,000	807,000	435,000
1000-05-0500-205004	Subsurface Sewage Fees	237,920	256,242	240,000	240,000	240,000	240,000
1000-05-0500-205005	Mail Room Fees	1,750	2,000	2,000	2,000	2,000	2,000
1000-05-0500-205007	Planning Compliance Fees	0	10,725	10,000	5,000	5,000	5,000
1000-05-0500-228002	Photocopy Services	214	1,540	2,300	800	800	800
1000-05-0500-321010	St/Fed OHA State Water Program	31,685	33,832	42,500	51,000	51,000	0
1000-05-0500-325003	St/Fed OPRD Historical Pres	0	0	5,000	5,000	5,000	5,000
1000-05-0500-325300	St/Fed OR Military Dept OEM	18,000	18,000	18,000	18,000	18,000	18,000
1000-05-0500-325800	St/Fed OR Dept Land Cons & Dev	4,000	7,500	10,000	5,000	5,000	5,000
1000-05-0500-387010	Maps and Reports Sales Fees	1,104	344	700	500	500	500
1000-05-0500-387900	Miscellaneous Revenues	1,284	711	400	400	400	100
1000-05-0500-387900	Misc Subsurface Sewage	3,042	5,088	5,000	5,000	5,000	5,000
1000-05-0500-387980	Misc Cash Over/Short	1	0	0	0	0	0
1000-05-0500-387995	Misc NSF Checks	(4,318)	(2,165)	0	0	0	0
1000-05-0500-390216	Transfers From Title III	85,000	87,500	95,000	90,000	90,000	90,000
Total Revenue		1,210,391	1,238,251	1,276,900	1,229,700	1,229,700	806,400
1000-05-0500-400000	Regular Employees	824,356	885,119	987,322	1,042,496	1,042,496	816,705
1000-05-0500-403000	Temporary Employees	157,922	79,472	40,200	50,000	50,000	49,800
1000-05-0500-405000	Overtime	1,845	510	0	0	0	0
1000-05-0500-450000	PERS	243,383	234,600	373,504	381,928	381,928	298,438
1000-05-0500-451000	Social Security	72,921	70,911	78,605	83,577	83,577	66,288
1000-05-0500-452000	Worker's Compensation	7,381	7,238	7,706	5,462	5,462	4,332
1000-05-0500-453000	Unemployment	4,916	4,826	5,137	3,277	3,277	2,599
1000-05-0500-454000	Medical and Dental Insurance	273,000	253,215	341,554	294,555	294,555	248,139
Total Personnel Services		1,585,724	1,535,891	1,834,028	1,861,295	1,861,295	1,486,301
1000-05-0500-500000	Legal Services	0	81,439	5,000	50,000	50,000	50,000
1000-05-0500-519900	Other Technical Services	0	0	500	500	500	500
1000-05-0500-535000	Environmental Health Contracts	14,328	21,883	15,000	15,000	15,000	0
1000-05-0500-582001	Cty Plan Historical Preservtn	90	45	5,000	5,000	5,000	5,000
1000-05-0500-629500	Equipment-Noninventory	7,859	5,544	7,800	4,700	4,700	4,300
1000-05-0500-629502	Equipment-Noninv Computer Repl	0	0	0	5,600	5,600	2,800
1000-05-0500-629900	Other Materials and Supplies	24	0	200	1,000	1,000	1,000
1000-05-0500-646000	Software	887	951	5,000	5,400	5,400	4,500

--Due to a software upgrade account numbers and descriptions may have changed or been combined.

Douglas County, Oregon
 General Fund
 Planning

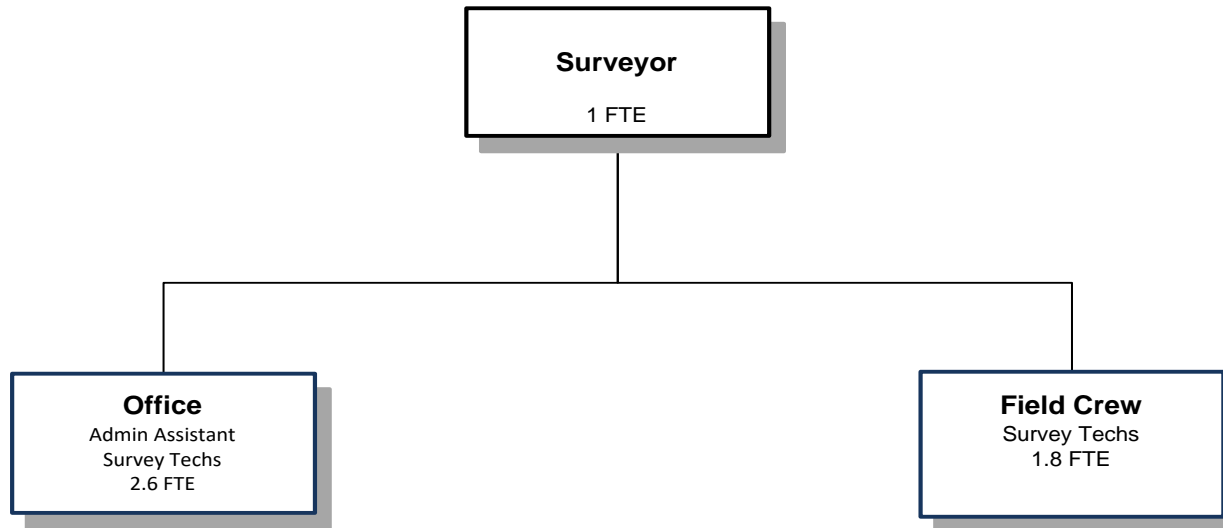
Department Detail

		Actual	Actual	Revised	Proposed	Approved	Adopted
		FY 17-18	FY 18-19	Budget	FY 20-21	FY 20-21	FY 20-21
				FY 19-20			
1000-05-0500-646002	Software Maintenance	0	0	0	11,500	11,500	11,000
1000-05-0500-650000	Interdept Vehicle Expense	24,053	24,600	22,100	45,812	45,812	34,660
1000-05-0500-651002	Equip/Vehicle Service Contract	19,088	19,639	19,600	8,100	8,100	8,100
1000-05-0500-668001	Communication Telephone	2,153	2,102	2,700	2,450	2,450	1,850
1000-05-0500-672001	Fire/Liab Interdept Charges	16,000	31,000	32,000	14,000	14,000	10,000
1000-05-0500-740000	Office Supplies and Expenses	18,268	15,924	17,360	16,660	16,660	14,600
1000-05-0500-741000	Postage	8,491	12,248	7,600	7,450	7,450	6,650
1000-05-0500-742001	Photos and Copying Dup Svcs	4,475	4,460	4,600	4,000	4,000	3,200
1000-05-0500-750000	Subscriptions Books & Periodi	833	145	700	500	500	500
1000-05-0500-755000	Travel	770	369	1,700	1,700	1,700	1,200
1000-05-0500-756000	Conventions Schools Seminars	5,533	5,951	9,820	9,820	9,820	8,000
1000-05-0500-758000	Dues and Memberships	1,776	1,215	1,775	1,500	1,500	1,000
1000-05-0500-782000	Advisory Committee Expense	1,066	1,511	1,500	1,500	1,500	1,500
1000-05-0500-785000	Pre-employment Testing	0	515	300	300	300	300
1000-05-0500-786500	Bank Card Fees	9,692	7,589	9,000	7,250	7,250	4,000
1000-05-0500-790000	Miscellaneous	260	48	200	200	200	200
Total Materials and Services		135,646	237,178	169,455	219,942	219,942	174,860
Total Expenditures		1,721,370	1,773,069	2,003,483	2,081,237	2,081,237	1,661,161

Douglas County, Oregon
General Fund
Planning

PERSONNEL SERVICES					
	Actual	Actual	Revised	Budget	
	FTE	FTE	Budget	FY 20-21	
	FY 17-18	FY 18-19	FTE	FTE	Amount
Planning Director	1.00	1.00	1.00	1.00	91,515
Senior Sanitarian	1.00	1.00	1.00	1.00	62,448
Environmental Health Prog Supervisor	1.00	1.00	1.00		
Environmental Health Specialist 2	2.00	3.00	3.00		
Environmental Health Specialist 1	1.00				
Planning Manager	2.00	2.00	1.00	1.00	76,682
Senior Planner	2.00	2.00	3.00	3.00	190,006
Planner 3	1.00	1.00	1.00		
Planner 2		1.00	1.00	1.00	48,628
Environmental Inspection Spec	0.75	1.75	1.00	1.00	47,757
Planning Technical Manager				1.00	63,628
Planning Technician 3	3.00	2.00	1.00	1.00	41,184
Planning Technician 2	2.00	2.00	2.00	2.00	68,247
Planning Technician 1	1.00	1.00	2.00	2.00	59,287
Division Business Manager	1.00	1.00	1.00		
Executive Administrative Assistant				1.00	39,653
Department Assistant 4	1.00				
Senior Department Assistant		1.00	1.00	1.00	27,670
Total Regular	<u>19.75</u>	<u>20.75</u>	<u>20.00</u>	<u>16.00</u>	<u>816,705</u>
Temporary					49,800
PERS		33.86%, 44.00%			298,438
Social Security		7.65%			66,288
Worker's Compensation		0.50%			4,332
Unemployment		0.30%			2,599
Medical & Dental Insurance		Varied			248,139
Total Personnel Services					<u><u>1,486,301</u></u>

SURVEYOR



Douglas County, Oregon
General Fund
Surveyor (0450)

	Actual FY 16-17	Actual FY 17-18	Actual FY 18-19	Revised Budget FY 19-20	Proposed FY 20-21	Approved FY 20-21	Adopted FY 20-21
<u>GENERAL OPERATIONS</u>							
<u>RESOURCES</u>							
Charges and Fees	80,882	92,917	89,548	75,500	89,000	89,000	89,000
<u>REQUIREMENTS</u>							
Personnel Services	205,643	221,773	268,109	353,460	357,934	357,934	357,934
Materials and Services	20,717	21,299	15,900	27,600	32,012	32,012	32,012
Capital Outlay		13,761					
Total	226,360	256,833	284,009	381,060	389,946	389,946	389,946
General Resource Contribution Required	145,478	163,916	194,461	305,560	300,946	300,946	300,946
<u>CORNER PRESERVATION DEDICATED FUNDS</u>							
<u>RESOURCES</u>							
Beginning Balance - Restricted Use	55,311	92,475	155,029	160,000	150,000	150,000	150,000
Charges and Fees	137,171	136,572	129,238	130,000	138,000	138,000	138,000
Total	192,482	229,047	284,267	290,000	288,000	288,000	288,000
<u>REQUIREMENTS</u>							
Personnel Services	92,132	73,037	110,558	134,152	139,481	139,481	139,481
Materials and Services	8,721	2,809	5,016	13,950	35,141	35,141	35,141
Capital Outlay					54,000	54,000	54,000
Total	100,853	75,846	115,574	148,102	228,622	228,622	228,622
Interest Allocated to Corner Preservation	846	1,828	3,559				
Ending Balance - Restricted Use	92,475	155,029	172,252	141,898	59,378	59,378	59,378
<u>TOTAL DEPARTMENT</u>							
Revenues - Charges and Fees	218,053	229,489	218,786	205,500	227,000	227,000	227,000
Requirements:							
Personnel Services	297,775	294,810	378,667	487,612	497,415	497,415	497,415
Materials and Services	29,438	24,108	20,916	41,550	67,153	67,153	67,153
Capital Outlay		13,761			54,000	54,000	54,000
Total Expenditures	327,213	332,679	399,583	529,162	618,568	618,568	618,568
Staffing FTE	4.20	5.40	5.40	5.40	5.40	5.40	5.40
Capital Outlay- Survey Total Station							54,000

--Due to a software upgrade account numbers and descriptions may have changed or been combined.

Douglas County, Oregon
General Fund
Surveyor

Department Detail

		Actual	Actual	Revised	Proposed	Approved	Adopted
		FY 17-18	FY 18-19	Budget	FY 20-21	FY 20-21	FY 20-21
				FY 19-20			
1000-05-0450-205000	Fees Services & Charges	86,200	84,525	70,000	84,000	84,000	84,000
1000-05-0450-205008	Corner Preservation Fees	136,572	129,238	130,000	138,000	138,000	138,000
1000-05-0450-227000	Printing Services	5,528	4,838	5,000	4,500	4,500	4,500
1000-05-0450-387900	Miscellaneous Revenues	1,189	185	500	500	500	500
Total Revenue		229,489	218,786	205,500	227,000	227,000	227,000
1000-05-0450-400000	Regular Employees	165,320	217,779	253,555	262,048	262,048	262,048
1000-05-0450-403000	Temporary Employees	0	0	11,500	11,730	11,730	11,730
1000-05-0450-450000	PERS	56,205	66,390	97,823	105,488	105,488	105,488
1000-05-0450-451000	Social Security	12,419	16,029	20,277	20,944	20,944	20,944
1000-05-0450-452000	Worker's Compensation	1,240	1,634	1,987	1,369	1,369	1,369
1000-05-0450-453000	Unemployment	826	1,089	1,326	822	822	822
1000-05-0450-454000	Medical and Dental Insurance	58,800	75,746	101,144	95,014	95,014	95,014
Total Personnel Services		294,810	378,667	487,612	497,415	497,415	497,415
1000-05-0450-509900	Other Professional Services	0	0	1,000	1,000	1,000	1,000
1000-05-0450-606000	Tools	0	14	500	500	500	500
1000-05-0450-607000	Field Supplies	5	594	1,500	1,500	1,500	1,500
1000-05-0450-629500	Equipment-Noninventory	4,333	678	2,500	3,100	3,100	3,100
1000-05-0450-629502	Equipment-Noninv Computer Repl	0	0	2,000	0	0	0
1000-05-0450-629900	Other Materials and Supplies	0	0	1,000	1,000	1,000	1,000
1000-05-0450-646000	Software	1,540	2,634	1,800	1,500	1,500	1,500
1000-05-0450-646001	Software Rental	7,281	4,921	9,000	9,500	9,500	9,500
1000-05-0450-650000	Interdept Vehicle Expense	2,354	3,625	6,000	29,441	29,441	29,441
1000-05-0450-651000	Equip/Vehicle Maint & Repair	545	182	2,000	3,000	3,000	3,000
1000-05-0450-651002	Equip/Vehicle Service Contract	0	0	200	200	200	200
1000-05-0450-668001	Communication Telephone	616	469	800	1,712	1,712	1,712
1000-05-0450-672001	Fire/Liab Interdept Charges	1,500	2,500	2,700	1,700	1,700	1,700
1000-05-0450-673000	Liability Claims	0	0	1,000	1,200	1,200	1,200
1000-05-0450-735000	Printing	1,071	2,088	2,000	2,500	2,500	2,500
1000-05-0450-740000	Office Supplies and Expenses	3,173	1,921	2,500	2,500	2,500	2,500
1000-05-0450-741000	Postage	75	80	150	150	150	150
1000-05-0450-742001	Photos and Copying Dup Svcs	0	0	150	150	150	150

--Due to a software upgrade account numbers and descriptions may have changed or been combined.

Douglas County, Oregon
 General Fund
 Surveyor

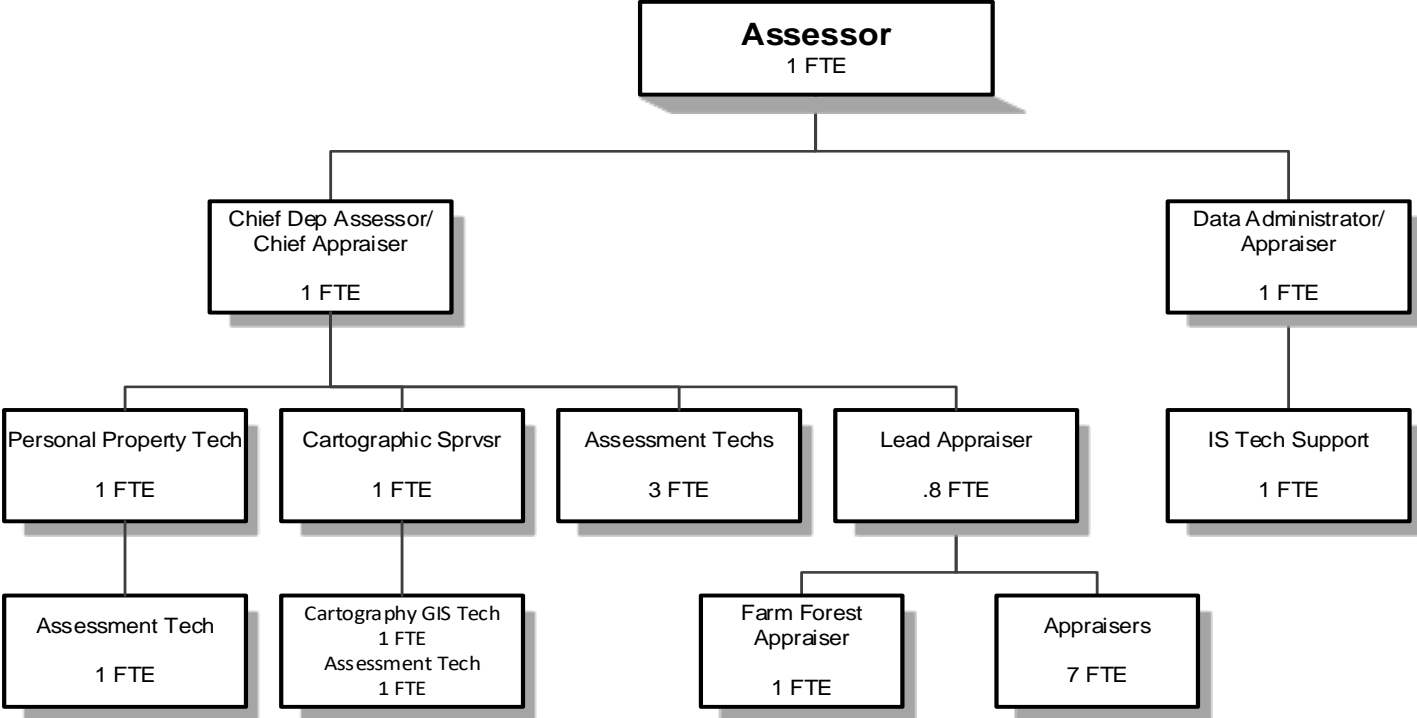
Department Detail

		Actual	Actual	Revised	Proposed	Approved	Adopted
		FY 17-18	FY 18-19	Budget	FY 20-21	FY 20-21	FY 20-21
				FY 19-20			
1000-05-0450-742002	Microfilming Dup Svcs	240	0	350	400	400	400
1000-05-0450-755000	Travel	383	261	2,000	3,000	3,000	3,000
1000-05-0450-756000	Conventions Schools Seminars	582	674	1,500	2,000	2,000	2,000
1000-05-0450-758000	Dues and Memberships	410	85	800	1,000	1,000	1,000
1000-05-0450-785000	Pre-employment Testing	0	190	0	100	100	100
1000-05-0450-786500	Bank Card Fees	0	0	100	0	0	0
Total Materials and Services		24,108	20,916	41,550	67,153	67,153	67,153
1000-05-0450-820000	Furniture and Equipment Noninv	0	0	0	54,000	54,000	54,000
1000-05-0450-820099	Furniture and Equipment Noninv	13,761	0	0	0	0	0
Total Capital Outlay		13,761	0	0	54,000	54,000	54,000
Total Expenditures		332,679	399,583	529,162	618,568	618,568	618,568

Douglas County, Oregon
General Fund
Surveyor

PERSONNEL SERVICES					
	Actual	Actual	Revised	Budget	
	FTE	FTE	Budget	FY 20-21	
	FY 17-18	FY 18-19	FY 19-20	FTE	Amount
Surveyor	1.00	1.00	1.00	1.00	72,114
Administrative Assistant	0.80	0.80	0.80	0.80	26,890
Survey Technician 3	2.00	2.00	1.00	2.00	92,560
Survey Technician 2	1.60	0.80	2.60	1.60	70,484
Survey Technician 1		0.80			
Total Regular	<u>5.40</u>	<u>5.40</u>	<u>5.40</u>	<u>5.40</u>	<u>262,048</u>
Temporary					11,730
PERS		33.86%, 44.00%			105,488
Social Security		7.65%			20,944
Worker's Compensation		0.50%			1,369
Unemployment		0.30%			822
Medical & Dental Insurance		Varied			<u>95,014</u>
Total Personnel Services					<u><u>497,415</u></u>

ASSESSOR



Douglas County, Oregon
 General Fund
 Assessor (0200)

	Actual FY 16-17	Actual FY 17-18	Actual FY 18-19	Revised Budget FY 19-20	Proposed FY 20-21	Approved FY 20-21	Adopted FY 20-21
<u>RESOURCES</u>							
Charges, Fees, Fines	35,512	6,527	13,750	5,500	6,500	6,500	6,500
Intergovernmental Revenue	436,330	389,376	395,859	380,000	380,000	380,000	380,000
Total	471,842	395,903	409,609	385,500	386,500	386,500	386,500
<u>REQUIREMENTS</u>							
Personnel Services	1,322,860	1,281,361	1,284,528	1,717,599	1,699,907	1,699,907	1,699,907
Materials and Services	176,530	164,962	180,070	212,500	206,500	206,500	206,500
Capital Outlay	2,864	1,052	1,789	40,000			
Total	1,502,254	1,447,375	1,466,387	1,970,099	1,906,407	1,906,407	1,906,407
<i>General Resource Contribution Required</i>	1,030,412	1,051,472	1,056,778	1,584,599	1,519,907	1,519,907	1,519,907
Staffing FTE	20.75	18.80	21.80	20.80	20.80	20.80	20.80

Beginning FY17, the Tax Collection and Assessor history and budgets are presented separately.

Douglas County, Oregon
General Fund
Assessor

Department Detail

		Actual FY 17-18	Actual FY 18-19	Revised Budget FY 19-20	Proposed FY 20-21	Approved FY 20-21	Adopted FY 20-21
1000-05-0200-205012	Manufactured Home Fee-County	(55)	0	0	0	0	0
1000-05-0200-225000	Computer Services	0	2,664	0	1,000	1,000	1,000
1000-05-0200-227000	Printing Services	101	37	0	0	0	0
1000-05-0200-228002	Photocopy Services	732	177	0	0	0	0
1000-05-0200-229000	Late Filing Fees	4,162	10,253	5,000	5,000	5,000	5,000
1000-05-0200-345045	Shared Rev Assessor CAFFA	389,376	395,859	380,000	380,000	380,000	380,000
1000-05-0200-387010	Maps and Reports Sales Fees	490	311	500	500	500	500
1000-05-0200-387900	Miscellaneous Revenues	75	308	0	0	0	0
1000-05-0200-387990	Misc Subrogating Claim Recovry	1,022	0	0	0	0	0
Total Revenue		395,903	409,609	385,500	386,500	386,500	386,500
1000-05-0200-400000	Regular Employees	757,758	740,016	829,060	923,017	923,017	923,017
1000-05-0200-403000	Temporary Employees	3,561	1,149	71,475	0	0	0
1000-05-0200-405000	Overtime	79	448	0	0	0	0
1000-05-0200-450000	PERS	191,911	220,397	356,795	338,297	338,297	338,297
1000-05-0200-451000	Social Security	56,112	54,139	72,716	70,611	70,611	70,611
1000-05-0200-452000	Worker's Compensation	5,733	5,562	7,129	9,230	9,230	9,230
1000-05-0200-453000	Unemployment	11,407	11,124	14,258	5,538	5,538	5,538
1000-05-0200-454000	Medical and Dental Insurance	254,800	251,693	366,166	353,214	353,214	353,214
Total Personnel Services		1,281,361	1,284,528	1,717,599	1,699,907	1,699,907	1,699,907
1000-05-0200-500000	Legal Services	0	68	0	0	0	0
1000-05-0200-629500	Equipment-Noninventory	2,395	6,356	5,000	5,000	5,000	5,000
1000-05-0200-646000	Software	124	217	5,000	2,500	2,500	2,500
1000-05-0200-646002	Software Maintenance	100,888	107,849	125,000	130,000	130,000	130,000
1000-05-0200-650000	Interdept Vehicle Expense	10,902	12,566	15,000	15,000	15,000	15,000
1000-05-0200-651000	Equip/Vehicle Maint & Repair	2,033	760	2,000	0	0	0
1000-05-0200-651002	Equip/Vehicle Service Contract	6,548	5,825	3,500	5,500	5,500	5,500
1000-05-0200-668001	Communication Telephone	2,964	1,640	3,000	2,500	2,500	2,500
1000-05-0200-671555	Workers' Comp InterdeptCharges	2,000	0	0	0	0	0
1000-05-0200-672001	Fire/Liab Interdept Charges	12,000	22,400	28,000	12,000	12,000	12,000
1000-05-0200-740000	Office Supplies and Expenses	7,980	6,235	5,000	5,000	5,000	5,000
1000-05-0200-741000	Postage	3,459	4,043	6,000	6,000	6,000	6,000

--Due to a software upgrade account numbers and descriptions may have changed or been combined.

Douglas County, Oregon
 General Fund
 Assessor

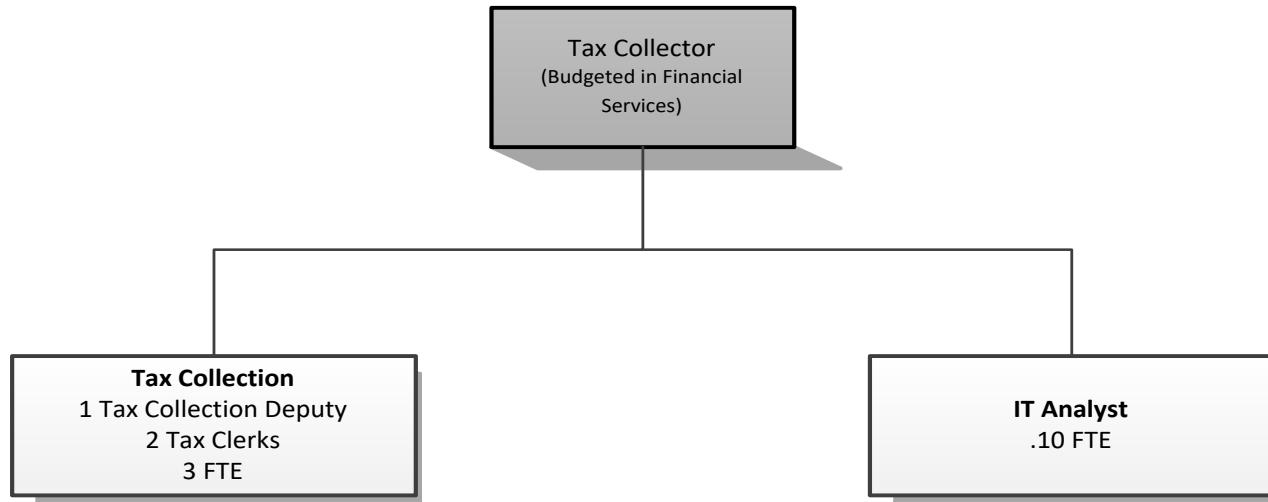
Department Detail

		Actual	Actual	Revised	Proposed	Approved	Adopted
		FY 17-18	FY 18-19	Budget	FY 20-21	FY 20-21	FY 20-21
				FY 19-20			
1000-05-0200-742001	Photos and Copying Dup Svcs	3,139	3,493	0	0	0	0
1000-05-0200-742002	Microfilming Dup Svcs	2,511	0	1,000	5,000	5,000	5,000
1000-05-0200-750000	Subscriptions Books & Periodi	974	1,298	500	500	500	500
1000-05-0200-755000	Travel	3,417	2,301	5,000	5,000	5,000	5,000
1000-05-0200-756000	Conventions Schools Seminars	1,938	2,773	5,000	10,000	10,000	10,000
1000-05-0200-758000	Dues and Memberships	1,390	2,226	2,500	2,500	2,500	2,500
1000-05-0200-780000	Legal Publication and Printing	300	0	500	0	0	0
1000-05-0200-785000	Pre-employment Testing	0	0	500	0	0	0
1000-05-0200-790000	Miscellaneous	0	20	0	0	0	0
Total Materials and Services		164,962	180,070	212,500	206,500	206,500	206,500
1000-05-0200-820099	Furniture and Equipment Noninv	1,052	1,789	0	0	0	0
1000-05-0200-830000	Vehicles and Heavy Equipment	0	0	40,000	0	0	0
Total Capital Outlay		1,052	1,789	40,000	0	0	0
Total Expenditures		1,447,375	1,466,387	1,970,099	1,906,407	1,906,407	1,906,407

Douglas County, Oregon
General Fund
Assessor

PERSONNEL SERVICES					
	Actual	Actual	Revised	Budget	
	FTE	FTE	Budget	FY 20-21	
	FY 17-18	FY 18-19	FTE	FTE	Amount
Assessor	1.00	1.00	1.00	1.00	72,114
IS Tech Support Analyst 1	1.00	1.00	1.00	1.00	59,532
Chief Deputy Assessor/Chief Appraiser			1.00	1.00	71,186
Assessment Operations Supervisor		1.00			
Property Appraiser 4	1.00		1.00	1.00	65,298
Property Appraiser 3	3.00	3.00	1.80	1.80	105,167
Property Appraiser 2	0.80	4.80	1.00	1.00	43,195
Property Appraiser 1	1.00		5.00	6.00	201,206
Assessment Database Technician	1.00	1.00			
Personal Property Technician 2	1.00	1.00	1.00	1.00	38,499
Assessment Technician 2	3.00	3.00	4.00	3.00	107,411
Assessment Technician 1	3.00	3.00	2.00	2.00	65,300
Cartographic Supervisor			1.00	1.00	56,010
Cartographic/GIS Technician 2	1.00	1.00			
Cartographic/GIS Technician 1	1.00	1.00	1.00	1.00	38,099
Assessment Manager	1.00	1.00			
Total Regular	<u>18.80</u>	<u>21.80</u>	<u>20.80</u>	<u>20.80</u>	<u>923,017</u>
PERS		33.86%, 44.00%			338,297
Social Security		7.65%			70,611
Worker's Compensation		1.00%			9,230
Unemployment		0.60%			5,538
Medical & Dental Insurance		Varied			353,214
Total Personnel Services					<u>1,699,907</u>

TAX COLLECTION



Douglas County, Oregon
 General Fund
 Tax Collection (0250)

	Actual FY 16-17	Actual FY 17-18	Actual FY 18-19	Revised Budget FY 19-20	Proposed FY 20-21	Approved FY 20-21	Adopted FY 20-21
<u>RESOURCES</u>							
Charges, Fees, Fines	16,781	13,812	19,437	13,700	13,800	13,800	13,800
<u>REQUIREMENTS</u>							
Personnel Services	174,659	213,288	221,557	312,186	325,220	325,220	325,220
Materials and Services	134,194	156,334	160,274	195,900	202,600	202,600	202,600
Total	308,853	369,622	381,831	508,086	527,820	527,820	527,820
General Resource Contribution Required	292,072	355,810	362,394	494,386	514,020	514,020	514,020
Staffing FTE	2.74	3.10	3.10	3.10	3.10	3.10	3.10

Beginning FY17, the Tax Collection and Assessor history and budgets are presented separately.

Douglas County, Oregon
General Fund
Tax Collection

Department Detail

		Actual	Actual	Revised	Proposed	Approved	Adopted
		FY 17-18	FY 18-19	Budget	FY 20-21	FY 20-21	FY 20-21
				FY 19-20			
1000-05-0250-205012	Manufactured Home Fee-County	7,506	7,446	7,000	7,000	7,000	7,000
1000-05-0250-228500	Foreclosure/NSF Fees	5,560	10,515	6,000	6,000	6,000	6,000
1000-05-0250-387900	Miscellaneous Revenues	772	1,497	700	800	800	800
1000-05-0250-387980	Misc Cash Over/Short	(26)	(21)	0	0	0	0
Total Revenue		13,812	19,437	13,700	13,800	13,800	13,800
1000-05-0250-400000	Regular Employees	118,407	129,914	139,473	137,641	137,641	137,641
1000-05-0250-403000	Temporary Employees	1,976	2,710	38,279	40,078	40,078	40,078
1000-05-0250-450000	PERS	33,849	35,245	65,443	71,078	71,078	71,078
1000-05-0250-451000	Social Security	8,465	9,343	13,598	13,596	13,596	13,596
1000-05-0250-452000	Worker's Compensation	907	994	1,333	888	888	888
1000-05-0250-453000	Unemployment	1,804	1,990	2,667	533	533	533
1000-05-0250-454000	Medical and Dental Insurance	47,880	41,361	51,393	61,406	61,406	61,406
Total Personnel Services		213,288	221,557	312,186	325,220	325,220	325,220
1000-05-0250-509900	Other Professional Services	18,266	18,181	22,000	22,000	22,000	22,000
1000-05-0250-629500	Equipment-Noninventory	657	3,710	3,000	4,000	4,000	4,000
1000-05-0250-646000	Software	0	137	3,000	100	100	100
1000-05-0250-646002	Software Maintenance	35,630	37,411	39,000	42,000	42,000	42,000
1000-05-0250-650000	Interdept Vehicle Expense	95	105	250	250	250	250
1000-05-0250-668001	Communication Telephone	281	211	400	400	400	400
1000-05-0250-671555	Workers' Comp InterdeptCharges	0	318	0	0	0	0
1000-05-0250-672001	Fire/Liab Interdept Charges	1,500	5,600	1,500	1,100	1,100	1,100
1000-05-0250-691000	Tax Foreclosures	21,993	17,996	25,000	25,000	25,000	25,000
1000-05-0250-740000	Office Supplies and Expenses	8,504	8,439	17,000	19,000	19,000	19,000
1000-05-0250-741000	Postage	69,078	67,671	84,000	88,000	88,000	88,000
1000-05-0250-750000	Subscriptions Books & Periodi	165	0	0	0	0	0
1000-05-0250-755000	Travel	0	0	300	300	300	300
1000-05-0250-756000	Conventions Schools Seminars	0	300	300	300	300	300
1000-05-0250-758000	Dues and Memberships	135	135	150	150	150	150
1000-05-0250-785000	Pre-employment Testing	30	60	0	0	0	0
Total Materials and Services		156,334	160,274	195,900	202,600	202,600	202,600
Total Expenditures		369,622	381,831	508,086	527,820	527,820	527,820

--Due to a software upgrade account numbers and descriptions may have changed or been combined.

Douglas County, Oregon
 General Fund
 Tax Collection

PERSONNEL SERVICES					
	Actual	Actual	Revised	Budget	
	FTE	FTE	Budget	FY 20-21	
	FY 17-18	FY 18-19	FY 19-20	FTE	Amount
IS Tech Support Analyst 3	0.10	0.10	0.10	0.10	9,464
Tax Collection Deputy	1.00	1.00	1.00	1.00	67,431
Tax Clerk	2.00	2.00	2.00	2.00	60,746
Total Regular	3.10	3.10	3.10	3.10	137,641
Temporary					40,078
PERS		33.86%, 44.00%			71,078
Social Security		7.65%			13,596
Worker's Compensation		0.50%			888
Unemployment		0.30%			533
Medical & Dental Insurance		Varied			61,406
Total Personnel Services					325,220

Douglas County, Oregon
 General Fund
 Operating Contingency (9490)

	Actual FY 16-17	Actual FY 17-18	Actual FY 18-19	Revised Budget FY 19-20	Proposed FY 20-21	Approved FY 20-21	Adopted FY 20-21
OPERATING CONTINGENCY				1,387,448	3,000,000	3,000,000	3,000,000

Historical Comparison:

	Adopted Budget		
	FY 16-17	FY 17-18	FY 18-19
Operating Contingency	1,360,095	1,138,875	1,533,702

Additional Information

Contingency appropriations are authorized by ORS 294.435 to provide a resource for occurrences which cannot be foreseen at the time of budget preparation. Authorization by the Board of Commissioners is required prior to the use of these funds. When authorization is granted, appropriations are transferred from the contingency appropriation to the designated expenditure appropriation. No expenditures are made directly from the contingency account.

Douglas County, Oregon
General Fund
Transfers Out (Nondepartmental) (9500)

	Actual FY 16-17	Actual FY 17-18	Actual FY 18-19	Revised Budget FY 19-20	Proposed FY 20-21	Approved FY 20-21	Adopted FY 20-21
TRANSFERS OUT TO:							
Dog Control Fund	250,724	177,794	140,000	175,335	177,939	177,939	177,939
County Fair Board Fund				100,000			
Health and Social Services Fund	843,513	841,952	849,222	2,491,970	889,524	889,524	889,524
Public Safety Fund			30,000	8,972,629	9,617,453	9,617,453	9,617,453
Predator Damage Control District		67,991	67,000	70,991	67,991	67,991	67,991
Total	1,094,237	1,087,737	1,086,222	11,810,925	10,752,907	10,752,907	10,752,907

Douglas County, Oregon
 General Fund
 Additions to Notes Receivable (9700)

	<u>Actual FY 16-17</u>	<u>Actual FY 17-18</u>	<u>Actual FY 18-19</u>	<u>Revised Budget FY 19-20</u>	<u>Proposed FY 20-21</u>	<u>Approved FY 20-21</u>	<u>Adopted FY 20-21</u>
Additions to Notes Receivable			291,871	1,000,000	1,000,000	1,000,000	1,000,000
Total			291,871	1,000,000	1,000,000	1,000,000	1,000,000

Douglas County, Oregon
 General Fund
 Transportation Services

Department Detail

		Actual FY 17-18	Actual FY 18-19	Adopted FY 19-20	Proposed FY 20-21	Approved FY 20-21	Adopted FY 20-21
1000-40-4060-324700	St/Fed ODOT Sect 5310 Mob Mgmt	171,006	112,095				
1000-40-4060-324701	St/Fed ODOT Sect 5310 PrchSvcs	234,956	329,876				
1000-40-4060-324702	St/Fed ODOT Sect 5311 PM&Rehab	71,234	18,490				
1000-40-4060-324703	St/Fed ODOT 5311 SmlCty&Rural	309,556	309,555				
1000-40-4060-324704	St/Fed ODOT Sect 5310 Equipmnt	213	0				
1000-40-4060-324705	St/Fed ODOT 5310 Discretionary	0	58,897				
1000-40-4060-324706	St/Fed ODOT Sect 5311 Admin	88,673	88,605				
1000-40-4060-334708	State ODOT Spec Trans Ops Asst	267,648	267,652				
1000-40-4060-334709	State ODOT Spec Trans Cap Asst	1,855	0				
1000-40-4060-334710	State ODOT STF Discretionary	0	642				
1000-40-4060-387000	Other Sales	3,500	0				
1000-40-4060-387500	Expense Reimbursements	682	0				
Total Revenue		1,149,263	1,185,812	0	0	0	0
1000-40-4060-400000	Regular Employees	50,555	57,599				
1000-40-4060-403000	Temporary Employees	0	9,412				
1000-40-4060-450000	PERS	13,422	15,999				
1000-40-4060-451000	Social Security	3,726	4,967				
1000-40-4060-452000	Worker's Compensation	379	503				
1000-40-4060-453000	Unemployment	252	335				
1000-40-4060-454000	Medical and Dental Insurance	16,800	16,789				
Total Personnel Services		85,134	105,604	0	0	0	0
1000-40-4060-500000	Legal Services	6,872	11,100				
1000-40-4060-509900	Other Professional Services	566	0				
1000-40-4060-533582	Senior Special Transp ODOT	0	64,640				
1000-40-4060-533585	Senior Transportation Provider	27,816	27,812				
1000-40-4060-536020	Transp Contracts STF Form	250,284	323,635				
1000-40-4060-536040	Transp 5310 Purchased Svcs	314,231	314,329				
1000-40-4060-536042	Transp 5310 Capital	1,855	65,638				
1000-40-4060-536050	Transp Contracts 5311 Admin	88,608	88,603				
1000-40-4060-536052	Transp Contracts 5311 Ops	309,555	309,554				
1000-40-4060-536054	Transp Contracts PM & Rehab	71,240	18,490				
1000-40-4060-550000	Intergovernmental Assistance	0	213,225				
1000-40-4060-646000	Software	1,220	31				
1000-40-4060-646002	Software Maintenance	12,177	15,490				

--Due to a software upgrade account numbers and descriptions may have changed or been combined.

Douglas County, Oregon
 General Fund
 Transportation Services

Department Detail

	Actual FY 17-18	Actual FY 18-19	Adopted FY 19-20	Proposed FY 20-21	Approved FY 20-21	Adopted FY 20-21
1000-40-4060-629500 Equipment-Noninventory	1,515	162				
1000-40-4060-629900 Other Materials and Supplies	249	0				
1000-40-4060-650000 Interdept Vehicle Expense	181	0				
1000-40-4060-668001 Communication Telephone	3,840	4,220				
1000-40-4060-672001 Fire/Liab Interdept Charges	400	500				
1000-40-4060-730000 Advertising/Publicity	64	210				
1000-40-4060-740000 Office Supplies and Expenses	64	117				
1000-40-4060-756000 Conventions Schools Seminars	941	1,270				
1000-40-4060-758000 Dues and Memberships	800	800				
Total Materials and Services	1,092,458	1,459,826	0	0	0	0
Total Expenditures	1,177,592	1,565,430	0	0	0	0

HISTORY ONLY

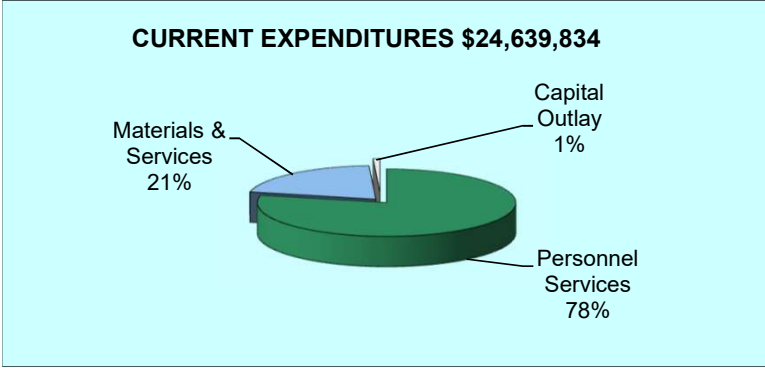
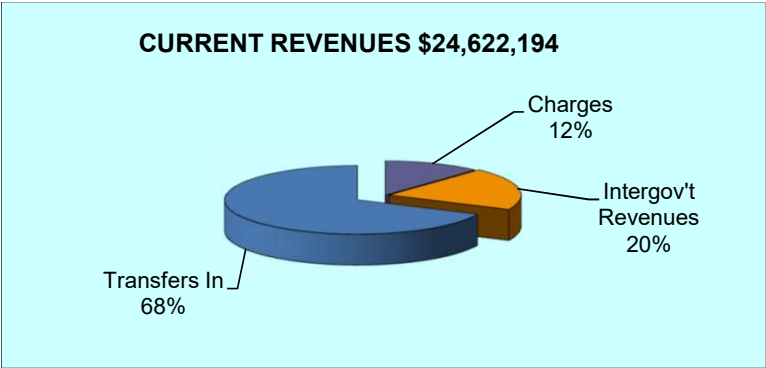
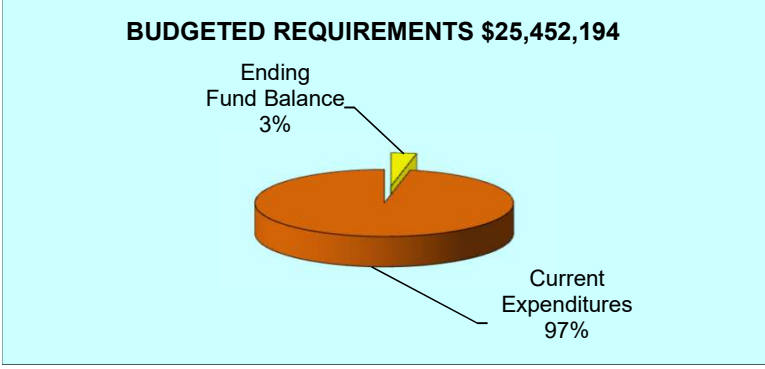
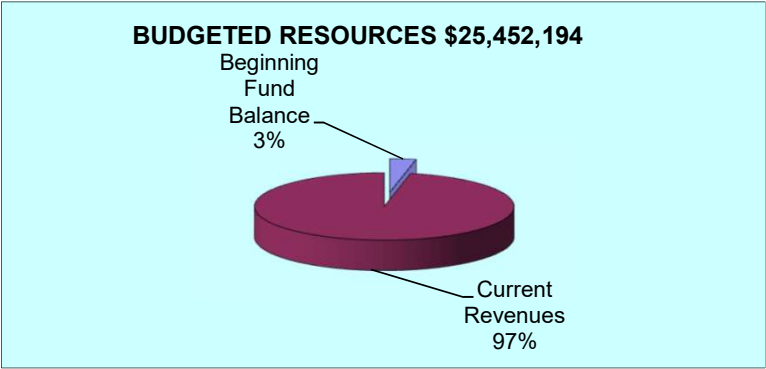
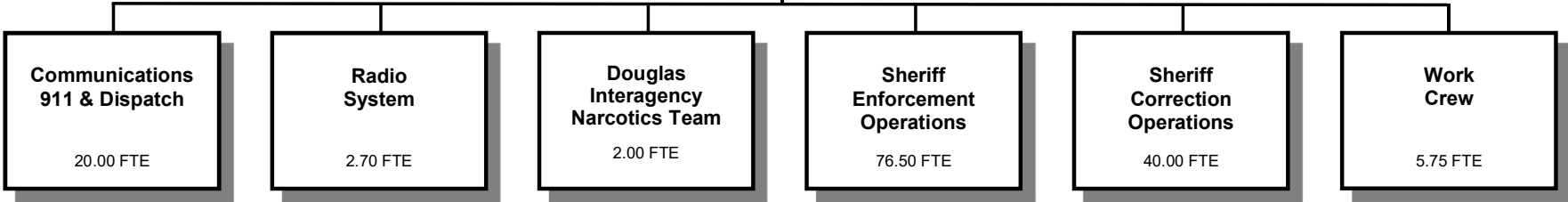
Douglas County, Oregon
 General Fund
 Justice of the Peace - Glendale

Department Detail

		Actual FY 17-18	Actual FY 18-19	Adopted FY 19-20	Proposed FY 20-21	Approved FY 20-21	Adopted FY 20-21
1000-05-0010-200000	Court Cost & Fees	9,586	1,965				
1000-05-0010-300002	Justice Court Fines	60,403	8,199				
1000-05-0010-387900	Miscellaneous Revenues	895	393				
Total Revenue		70,884	10,557	0	0	0	0
1000-05-0010-400000	Regular Employees	59,606	29,282				
1000-05-0010-450000	PERS	19,736	9,778				
1000-05-0010-451000	Social Security	4,238	2,057				
1000-05-0010-452000	Worker's Compensation	447	270				
1000-05-0010-453000	Unemployment	283	146				
1000-05-0010-454000	Medical and Dental Insurance	30,240	13,729				
Total Personnel Services		114,565	55,203	0	0	0	0
1000-05-0010-500000	Legal Services	1,200	0				
1000-05-0010-629500	Equipment Noninventory	531	0				
1000-05-0010-640000	Land and Building Rent	7,200	3,600				
1000-05-0010-651080	Equip Vehicle Office DP Equip	4,994	700				
1000-05-0010-668001	Communication Telephone	2,065	1,130				
1000-05-0010-668501	Utilities Electric	927	343				
1000-05-0010-668502	Utilities Heat	1,374	336				
1000-05-0010-668503	Utilities Water and Sewer	945	433				
1000-05-0010-672001	Fire/Liab Interdept Charges	410	275				
1000-05-0010-740000	Office Supplies and Expenses	72	654				
1000-05-0010-741000	Postage	50	50				
1000-05-0010-756000	Conventions Schools Seminars	440	637				
1000-05-0010-758000	Dues and Memberships	370	120				
1000-05-0010-786500	Bank Card Fees	3,326	818				
Total Materials and Services		23,904	9,096	0	0	0	0
Total Expenditures		138,469	64,299	0	0	0	0

--Due to a software upgrade account numbers and descriptions may have changed or been combined.

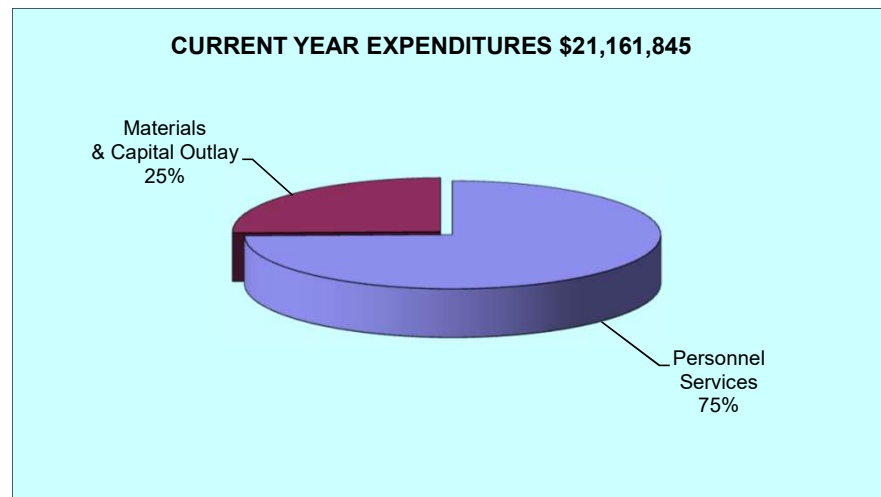
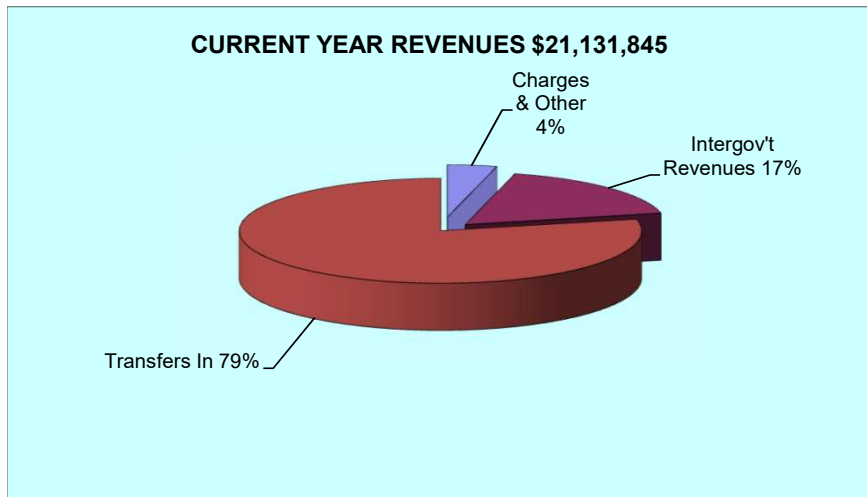
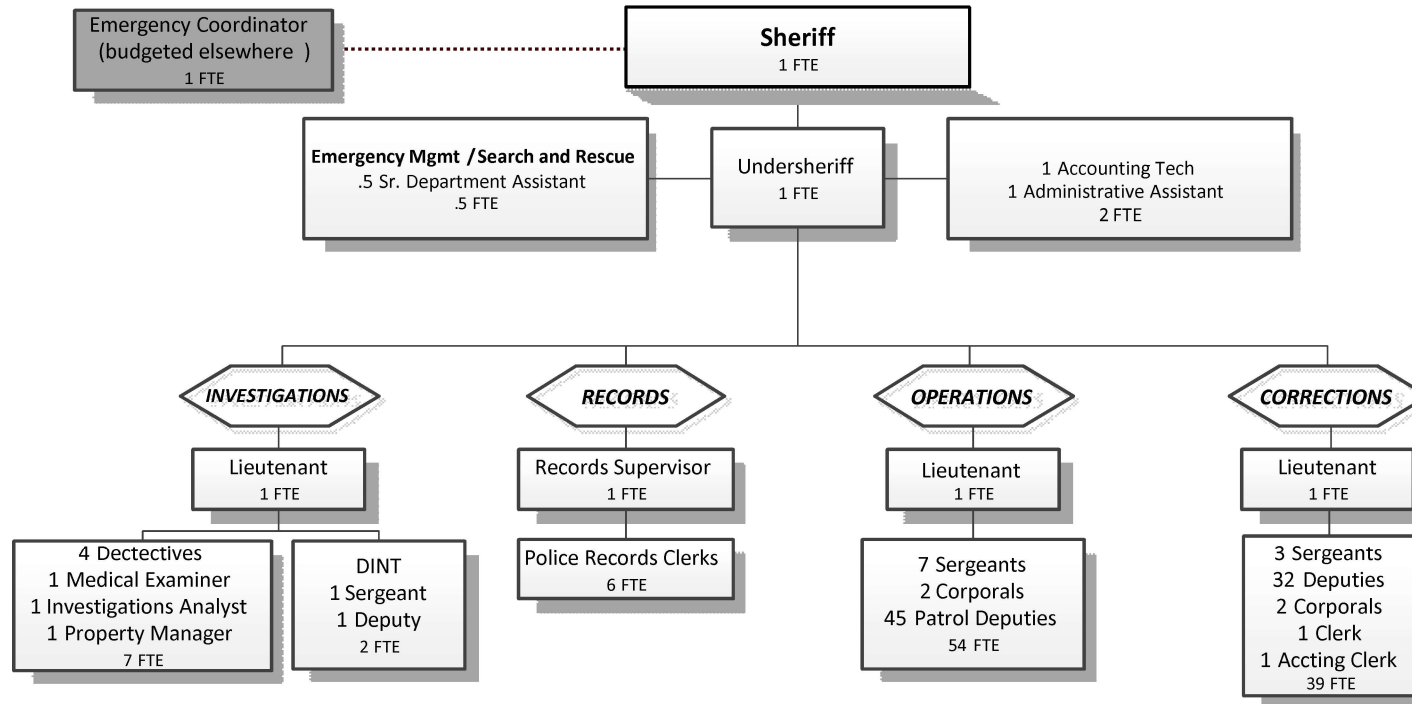
PUBLIC SAFETY FUND
146.95 FTE



	Actual FY 16-17	Actual FY 17-18	Actual FY 18-19	Revised Budget FY 19-20	Proposed FY 20-21	Approved FY 20-21	Adopted FY 20-21
<u>RESOURCES</u>							
Beginning Fund Balance	2,389,341	2,382,072	2,791,849	1,400,000	830,000	830,000	830,000
Revenues:							
Charges, Fees, Fines, Other	2,664,572	2,975,430	2,811,189	3,040,872	2,918,616	2,918,616	2,918,616
Intergovernmental Revenues	5,433,247	5,577,650	5,804,776	5,628,808	4,943,231	4,943,231	4,943,231
Property Taxes	9,452,561	9,881,642	10,131,890				
Transfers In - General Fund			30,000	8,972,629	9,617,453	9,617,453	9,617,453
Public Works	4,581,195	4,748,507	6,435,463	6,311,872	6,820,155	6,820,155	6,820,155
Title III	66,888	73,034	150,000	200,000	148,000	148,000	148,000
Solid Waste	641,742			201,407	174,739	174,739	174,739
Total Revenues	22,840,205	23,256,263	25,363,318	24,355,588	24,622,194	24,622,194	24,622,194
TOTAL RESOURCES	25,229,546	25,638,335	28,155,167	25,755,588	25,452,194	25,452,194	25,452,194
<u>REQUIREMENTS</u>							
Personnel Services	17,832,924	17,972,397	18,359,049	19,199,340	19,346,025	19,346,025	19,346,025
Materials and Services	4,702,640	4,726,189	5,031,602	5,540,341	5,081,489	5,081,489	5,081,489
Capital Outlay	311,910	147,900	257,258	213,190	212,320	212,320	212,320
Total Expenditures	22,847,474	22,846,486	23,647,909	24,952,871	24,639,834	24,639,834	24,639,834
Ending Fund Balance	2,382,072	2,791,849	4,507,258	802,717	812,360	812,360	812,360
TOTAL REQUIREMENTS	25,229,546	25,638,335	28,155,167	25,755,588	25,452,194	25,452,194	25,452,194
Change in Fund Balance	(7,269)	409,777	1,715,409	(597,283)	(17,640)	(17,640)	(17,640)
Staffing FTE	172.59	155.35	157.95	147.95	146.95	146.95	146.95

	FY 20-21					Total Public Safety Fund
	Sheriff	Work Crew	DINT	Communications 911 & Dispatch	Radio System	
Beginning Fund Balance	30,000		800,000			830,000
Revenues and Transfers In:						
Intergovernmental Revenues	3,700,756	10,000	466,425	766,050		4,943,231
Charges, Fees, Fines and All Other	837,125	656,860	145,000	1,001,789	277,842	2,918,616
Transfers In:						
General Fund	9,511,070				106,383	9,617,453
Public Works Fund	6,760,155				60,000	6,820,155
Title III Fund	148,000					148,000
Solid Waste Fund	174,739					174,739
Total Revenues & Transfers In	21,131,845	666,860	611,425	1,767,839	444,225	24,622,194
TOTAL RESOURCES	21,161,845	666,860	1,411,425	1,767,839	444,225	25,452,194
Expenditures:						
Personnel Services	15,801,031	527,830	340,966	2,342,445	333,753	19,346,025
Materials and Services	4,132,848	98,050	292,079	91,298	467,214	5,081,489
Capital Outlay	195,320		7,000	10,000		212,320
	20,129,199	625,880	640,045	2,443,743	800,967	24,639,834
Reimbursement to Communications	675,904			(675,904)		
Reimbursement to Radio	356,742				(356,742)	
Total Expenditures	21,161,845	625,880	640,045	1,767,839	444,225	24,639,834
Ending Fund Balance		40,980	771,380			812,360
TOTAL REQUIREMENTS	21,161,845	666,860	1,411,425	1,767,839	444,225	25,452,194
Staffing FTE	116.50	5.75	2.00	20.00	2.70	146.95

SHERIFF ENFORCEMENT & CORRECTIONS



Douglas County, Oregon
Public Safety Fund
Sheriff Enforcement and Corrections

	Actual FY 16-17	Actual FY 17-18	Actual FY 18-19	Revised Budget FY 19-20	Proposed FY 20-21	Approved FY 20-21	Adopted FY 20-21
<u>RESOURCES</u>							
Beginning Balance	603,554	701,423	1,014,267	520,000	30,000	30,000	30,000
Transfers In:							
General Fund				8,700,000	9,511,070	9,511,070	9,511,070
Public Works	4,195,732	4,459,410	6,050,000	6,251,872	6,760,155	6,760,155	6,760,155
Title III	66,888	73,034	150,000	200,000	148,000	148,000	148,000
Solid Waste				201,407	174,739	174,739	174,739
	4,262,620	4,532,444	6,200,000	15,353,279	16,593,964	16,593,964	16,593,964
Property Taxes:							
Current Year	9,065,586	9,484,798	9,722,517				
Prior Years	386,975	396,844	409,373				
Intergovernmental Revenues	1,448,957	1,548,475	1,415,869	1,402,554	1,197,155	1,197,155	1,197,155
Sheriff Patrol Contracts	1,027,240	1,009,635	1,277,928	1,345,418	1,476,382	1,476,382	1,476,382
DOC Corrections Contract	1,911,324	1,963,116	1,963,116	1,963,116	1,027,219	1,027,219	1,027,219
All Other Revenues:							
Enforcement Division	588,549	548,712	584,946	531,525	443,925	443,925	443,925
Correction Division	461,406	530,144	545,561	444,200	393,200	393,200	393,200
Total Revenue	19,152,657	20,014,168	22,119,310	21,040,092	21,131,845	21,131,845	21,131,845
TOTAL RESOURCES	19,756,211	20,715,591	23,133,577	21,560,092	21,161,845	21,161,845	21,161,845
<u>REQUIREMENTS</u>							
Enforcement Division	11,867,657	12,198,244	12,879,660	13,650,133	13,349,587	13,349,587	13,349,587
Corrections Division	7,187,131	7,503,080	7,727,825	7,909,959	7,812,258	7,812,258	7,812,258
Total Expenditures	19,054,788	19,701,324	20,607,485	21,560,092	21,161,845	21,161,845	21,161,845
Ending Fund Balance	701,423	1,014,267	2,526,092				
TOTAL REQUIREMENTS	19,756,211	20,715,591	23,133,577	21,560,092	21,161,845	21,161,845	21,161,845
Staffing FTE: Enforcement	81.50	81.50	82.50	77.50	76.50	76.50	76.50
Corrections	46.00	44.00	44.00	40.00	40.00	40.00	40.00
Total	127.50	125.50	126.50	117.50	116.50	116.50	116.50

Capital outlay detailed on pages 115 and 119

SHERIFF DETAILED REVENUES

Douglas County, Oregon
Public Safety Fund
Sheriff Revenues

Department Detail

		Actual	Actual	Revised	Proposed	Approved	Adopted
		FY 17-18	FY 18-19	Budget	FY 20-21	FY 20-21	FY 20-21
				FY 19-20			
2200-10-1000-208000	Sheriff Paper Service Fees	114,862	108,191	132,000	110,000	110,000	110,000
2200-10-1000-208001	Sheriff Accident Reports	6,906	8,378	6,000	6,000	6,000	6,000
2200-10-1000-208003	Sheriff Vehicle Tow Fees	10,100	15,100	7,000	7,000	7,000	7,000
2200-10-1000-208004	Sheriff Fingerprinting	5,072	8,850	6,000	6,000	6,000	6,000
2200-10-1000-208005	Sheriff Fingerprinting-OSP	16,980	13,755	14,000	14,000	14,000	14,000
2200-10-1000-228002	Photocopy Services	569	166	500	500	500	500
2200-10-1000-290001	Liquor Licenses	4,275	2,165	2,500	2,500	2,500	2,500
2200-10-1000-299000	Concealed Weapons Permit	144,445	130,970	140,000	140,000	140,000	140,000
2200-10-1000-300000	Court Fines	60,300	91,497	50,000	50,000	50,000	50,000
2200-10-1000-302000	Jail Statutory Assessment	84,070	86,811	75,000	75,000	75,000	75,000
2200-10-1000-303000	Restitution	2,279	1,404	3,500	3,500	3,500	3,500
2200-10-1000-324000	St/Fed Dept of Transportation	7,472	8,079	8,000	8,000	8,000	8,000
2200-10-1000-324001	St/Fed ODOT Seat Belt Program	3,996	4,614	4,000	4,000	4,000	4,000
2200-10-1000-324002	St/Fed ODOT Speed Enforcement	0	0	4,000	4,000	4,000	4,000
2200-10-1000-325301	St/Fed OEM Emerg Mgmt Asst	100,762	89,079	93,000	0	0	0
2200-10-1000-325302	St/Fed OEM Hazard Mitigation	22,000	0	0	0	0	0
2200-10-1000-325303	St/Fed OEM Homeland Secur Prog	14,581	52,667	69,441	32,280	32,280	32,280
2200-10-1000-325400	St/Fed Oregon State Police	4,673	0	0	0	0	0
2200-10-1000-325402	St/Fed OSP St Fire Marshal	0	0	5,000	0	0	0
2200-10-1000-335001	State OPRD ATV Grant	192,290	172,415	175,000	175,000	175,000	175,000
2200-10-1000-335100	State OR State Marine Board	229,304	262,458	245,000	245,000	245,000	245,000
2200-10-1000-339501	Local Asst Ford Family Foundtn	10,000	0	0	0	0	0
2200-10-1000-339503	Local Asst OR Snowmobile Assoc	10,000	10,000	0	10,000	10,000	10,000
2200-10-1000-345074	Shared Rev Cities Part Fines	5,701	5,587	7,000	7,000	7,000	7,000
2200-10-1000-355050	Cost Share Sheriff Patrol	1,009,635	1,277,928	1,345,418	1,476,382	1,476,382	1,476,382
2200-10-1000-360004	Tax Offsets Wester OR Priv/Sev	33,422	36,744	20,000	0	0	0
2200-10-1000-370000	Current Taxes	9,484,798	9,722,517	0	0	0	0
2200-10-1000-372001	Prior Taxes First Prior Year	159,414	159,195	0	0	0	0
2200-10-1000-372002	Prior Taxes Second Prior Year	85,971	96,914	0	0	0	0
2200-10-1000-372003	Prior Taxes Third Prior Year	99,262	93,403	0	0	0	0
2200-10-1000-372004	Prior Taxes Fourth Prior Year	41,146	41,131	0	0	0	0
2200-10-1000-372005	Prior Taxes Fifth Prior Year	4,799	8,405	0	0	0	0
2200-10-1000-372006	Prior Taxes Six&Over Prior Yrs	6,252	10,325	0	0	0	0
2200-10-1000-380000	Interest General Investments	36,022	37,466	0	0	0	0
2200-10-1000-381001	Property Taxes Interest	6,038	6,535	0	0	0	0
2200-10-1000-384000	Contributions and Donations	1,400	1,260	62,875	2,875	2,875	2,875
2200-10-1000-387000	Other Sales	6,061	2,825	0	0	0	0
2200-10-1000-387080	Sale of Inventory	0	15,225	0	0	0	0

--Due to a software upgrade account numbers and descriptions may have changed or been combined.

Douglas County, Oregon
Public Safety Fund
Sheriff Revenues

Department Detail

		Actual	Actual	Revised	Proposed	Approved	Adopted
		FY 17-18	FY 18-19	Budget	FY 20-21	FY 20-21	FY 20-21
				FY 19-20			
2200-10-1000-387522	Jury/Witness Exp Reimbursemnts	549	317	600	0	0	0
2200-10-1000-387900	Miscellaneous Revenues	24,306	39,549	16,550	11,550	11,550	11,550
2200-10-1000-387950	Misc ATV Safety Diversion	13,450	14,525	15,000	15,000	15,000	15,000
2200-10-1000-387990	Misc Subrogating Claim Recovry	11,093	0	0	0	0	0
2200-10-1000-387995	Misc NSF Checks	(65)	(45)	0	0	0	0
2200-10-1000-390100	Transfers From General Fund	0	0	8,700,000	9,511,070	9,511,070	9,511,070
2200-10-1000-390201	Transfers From Public Works	4,459,410	6,050,000	6,251,872	6,760,155	6,760,155	6,760,155
2200-10-1000-390216	Transfers From Title III	73,034	150,000	200,000	148,000	148,000	148,000
2200-10-1000-390540	Transfers From Solid Waste	0	0	201,407	174,739	174,739	174,739
2200-10-1100-209000	Jail Fees	31,793	28,396	35,000	28,000	28,000	28,000
2200-10-1100-209001	State Prisoner Transport	3,581	3,521	10,000	2,000	2,000	2,000
2200-10-1100-209002	Federal Prisoners Room & Board	0	0	1,000	0	0	0
2200-10-1100-209003	County/Other Pris Room & Board	385	0	400	0	0	0
2200-10-1100-209004	City Prisoners Room & Board	214,831	287,252	255,000	220,000	220,000	220,000
2200-10-1100-209005	Prisoner Housing Fee	534	451	2,500	400	400	400
2200-10-1100-209006	SB395 Housing Fees	197,705	108,638	75,000	80,000	80,000	80,000
2200-10-1100-209007	Electronic Monitoring Suprvsn	715	1,271	1,500	0	0	0
2200-10-1100-228002	Photocopy Services	22	0	0	0	0	0
2200-10-1100-303000	Restitution	1,445	1,615	800	800	800	800
2200-10-1100-319000	Fed-Other Assistance	0	4,912	5,000	0	0	0
2200-10-1100-319050	Fed-US Social Security Admin	17,000	12,200	10,000	7,200	7,200	7,200
2200-10-1100-336000	State Dept of Corrections	140,159	0	0	0	0	0
2200-10-1100-336001	State DOC Grant in Aid	1,963,116	1,963,116	1,963,116	1,027,219	1,027,219	1,027,219
2200-10-1100-338006	State OR Criminal Justice Comm	757,115	757,114	757,113	704,675	704,675	704,675
2200-10-1100-387020	Commissary Sales	24,960	23,763	22,000	22,000	22,000	22,000
2200-10-1100-387500	Expense Reimbursements	0	47,853	0	0	0	0
2200-10-1100-387510	Medical Exp Reimbursements	0	0	500	0	0	0
2200-10-1100-387900	Miscellaneous Revenues	71	28	500	0	0	0
2200-10-1100-387925	Misc Pay Phones	54,102	42,775	40,000	40,000	40,000	40,000
Total Revenues		20,014,168	22,119,310	21,040,092	21,131,845	21,131,845	21,131,845

SHERIFF ENFORCEMENT DETAILED EXPENDITURES

Douglas County, Oregon
Public Safety Fund
Sheriff Enforcement

Department Detail

		Actual	Actual	Revised	Proposed	Approved	Adopted
		FY 17-18	FY 18-19	Budget	FY 20-21	FY 20-21	FY 20-21
				FY 19-20			
2200-10-1000-400000	Regular Employees	5,032,064	5,234,388	5,138,664	5,180,203	5,180,203	5,180,203
2200-10-1000-403000	Temporary Employees	278,049	204,583	180,218	131,609	131,609	131,609
2200-10-1000-405000	Overtime	415,986	415,661	410,500	460,643	460,643	460,643
2200-10-1000-450000	PERS	1,842,245	1,870,522	2,181,256	2,280,421	2,280,421	2,280,421
2200-10-1000-451000	Social Security	433,982	441,128	442,124	460,719	460,719	460,719
2200-10-1000-452000	Worker's Compensation	229,035	234,159	231,176	180,674	180,674	180,674
2200-10-1000-453000	Unemployment	85,796	87,811	86,690	54,200	54,200	54,200
2200-10-1000-454000	Medical and Dental Insurance	1,449,525	1,598,218	1,611,397	1,522,263	1,522,263	1,522,263
Total Personnel Services		9,766,682	10,086,470	10,282,025	10,270,732	10,270,732	10,270,732
2200-10-1000-500000	Legal Services	9,122	22,692	10,000	10,000	10,000	10,000
2200-10-1000-509900	Other Professional Services	34,589	78,785	108,683	7,225	7,225	7,225
2200-10-1000-533000	Volunteer Services Contracts	2,020	1,053	1,000	1,000	1,000	1,000
2200-10-1000-550000	Intergovernmental Assistance	0	14,333	20,000	0	0	0
2200-10-1000-550020	Intgov't Asst Contrib to Other	22,000	0	0	0	0	0
2200-10-1000-570001	Inv & Pro Evidence Procurement	300	2,598	500	500	500	500
2200-10-1000-570050	Inv & Pro K-9 Patrol	1,013	518	1,000	1,000	1,000	1,000
2200-10-1000-572001	Crime Prev Neighborhood Watch	1,462	1,112	2,500	2,500	2,500	2,500
2200-10-1000-615000	Uniforms and Uniform Allowance	53,774	33,475	35,900	38,000	38,000	38,000
2200-10-1000-615001	Uniform Bullet Proof Vests	4,989	24,023	22,000	22,000	22,000	22,000
2200-10-1000-616000	Ammunition	27,431	27,491	27,500	30,000	30,000	30,000
2200-10-1000-620000	Food and Meals	3,186	5,348	4,200	1,700	1,700	1,700
2200-10-1000-629500	Equipment-Noninventory	57,347	45,771	87,141	79,760	79,760	79,760
2200-10-1000-629502	Equipment-Noninv Computer Repl	25,246	5,122	11,000	7,900	7,900	7,900
2200-10-1000-629900	Other Materials and Supplies	45,264	59,559	153,975	46,475	46,475	46,475
2200-10-1000-629954	Other M&S Volunteer Expenses	565	0	1,000	0	0	0
2200-10-1000-646000	Software	102,140	110,555	109,300	124,857	124,857	124,857
2200-10-1000-646002	Software Maintenance	8,320	12,920	21,952	28,008	28,008	28,008
2200-10-1000-650000	Interdept Vehicle Expense	876,484	1,036,833	1,157,140	1,085,975	1,085,975	1,085,975
2200-10-1000-651000	Equip/Vehicle Maint & Repair	56	5,798	7,400	5,400	5,400	5,400
2200-10-1000-651002	Equip/Vehicle Service Contract	40,427	41,145	53,700	52,700	52,700	52,700
2200-10-1000-655000	Building and Grounds Maint	31,963	0	0	32,000	32,000	32,000
2200-10-1000-668001	Communication Telephone	19,198	18,621	23,500	24,400	24,400	24,400
2200-10-1000-668010	Communication Internet	1,800	1,851	1,600	3,080	3,080	3,080
2200-10-1000-668016	Communication Wireless Data	60,964	73,093	64,600	70,700	70,700	70,700
2200-10-1000-668500	Utilities	3,539	4,074	3,400	3,400	3,400	3,400
2200-10-1000-671503	Work Comp Volunteer Injury Cmp	2,649	0	3,500	0	0	0
2200-10-1000-671555	Workers' Comp InterdeptCharges	9,352	7,921	0	0	0	0

--Due to a software upgrade account numbers and descriptions may have changed or been combined.

Douglas County, Oregon
Public Safety Fund
Sheriff Enforcement

Department Detail

		Actual	Actual	Revised	Proposed	Approved	Adopted
		FY 17-18	FY 18-19	Budget	FY 20-21	FY 20-21	FY 20-21
				FY 19-20			
2200-10-1000-672001	Fire/Liab Interdept Charges	118,748	132,500	140,000	73,549	73,549	73,549
2200-10-1000-672002	Fire/Liability Liability Ins	0	175	0	0	0	0
2200-10-1000-673000	Liability Claims	2,225	4,760	2,000	1,000	1,000	1,000
2200-10-1000-680000	Laundry and Dry Cleaning	16,923	12,933	14,200	14,000	14,000	14,000
2200-10-1000-687000	Laboratory and Testing	0	0	800	800	800	800
2200-10-1000-740000	Office Supplies and Expenses	23,667	21,149	21,100	20,600	20,600	20,600
2200-10-1000-741000	Postage	13,400	6,027	6,760	9,230	9,230	9,230
2200-10-1000-742001	Photos and Copying Dup Svcs	0	0	400	200	200	200
2200-10-1000-750000	Subscriptions Books & Periodi	2,692	15	1,650	950	950	950
2200-10-1000-755000	Travel	8,227	18,138	7,200	5,100	5,100	5,100
2200-10-1000-756000	Conventions Schools Seminars	26,702	20,060	51,000	60,430	60,430	60,430
2200-10-1000-756001	Conv Schools Sem Instructors	0	484	3,000	0	0	0
2200-10-1000-758000	Dues and Memberships	1,959	2,364	2,550	2,050	2,050	2,050
2200-10-1000-785000	Pre-employment Testing	11,056	12,545	10,000	10,000	10,000	10,000
2200-10-1000-786500	Bank Card Fees	5,086	4,719	5,000	5,000	5,000	5,000
2200-10-1000-790000	Miscellaneous	17,107	13,860	19,000	19,000	19,000	19,000
2200-10-1000-790096	Misc Expense Reimbursements	0	112,313	0	0	0	0
Total Materials and Services		1,692,992	1,996,733	2,217,151	1,900,489	1,900,489	1,900,489
2200-10-1000-810000	Buildings and Improvements	0	0	0	70,000	70,000	70,000
2200-10-1000-820000	Furniture and Equipment	16,473	0	55,395	16,000	16,000	16,000
2200-10-1000-820099	Furniture and Equipment Noninv	29,023	49,082	24,200	49,720	49,720	49,720
2200-10-1000-830000	Vehicles and Heavy Equipment	20,485	49,207	81,095	10,000	10,000	10,000
2200-10-1000-830099	Veh & Heavy Equip Noninv	7,667	0	0	0	0	0
Total Capital Outlay		73,648	98,289	160,690	145,720	145,720	145,720
Total Before Intrafund Transfer		11,533,322	12,181,492	12,659,866	12,316,941	12,316,941	12,316,941
2200-10-1000-989982	Intrafund Transfer Comm 911	664,922	698,168	633,525	675,904	675,904	675,904
2200-10-1000-989983	Intrafund Transfer Radio	0	0	356,742	356,742	356,742	356,742
Total Expenditures		12,198,244	12,879,660	13,650,133	13,349,587	13,349,587	13,349,587
Capital Outlay:							
Tables & Generator for Morgue							4,000
Equipment							21,720
Laptops & Radios for Patrol							40,000
Snowmobile Building							70,000
Replace ATV							10,000
							145,720

--Due to a software upgrade account numbers and descriptions may have changed or been combined.

Douglas County, Oregon
Public Safety Fund
Sheriff Enforcement

PERSONNEL SERVICES					
	Actual	Actual	Revised	Budget	
	FTE	FTE	Budget	FY 20-21	
	FY 17-18	FY 18-19	FY 19-20	FTE	Amount
Sheriff	1.00	1.00	1.00	1.00	125,840
Volunteer Services Coordinator	1.00	1.00			
Emergency Services Coordinator	1.00	1.00	1.00		
Records & Civil Division Supervisor	1.00	1.00	1.00	1.00	69,638
Property Manager	1.00	1.00	1.00	1.00	56,534
Police Records Clerk	7.00	7.00	6.00	6.00	258,996
Undersheriff	1.00	1.00	1.00	1.00	124,946
Lieutenant	2.00	2.00	2.00	3.00	349,378
Sergeant	8.00	8.00	8.00	7.00	702,421
Investigations Analyst	1.00	1.00	1.00	1.00	51,575
Chief Deputy Medical Examiner	1.00	1.00	1.00	1.00	81,702
Detectives	4.00	4.00	4.00	4.00	298,913
Corporal	2.00	2.00	2.00	2.00	153,940
Patrol Deputy Sheriff	47.00	48.00	46.00	46.00	3,043,340
Administrative Assistant (PS)	1.00	1.00	1.00	1.00	52,790
Accountant	1.00	1.00	1.00		
Accounting Technician 1	1.00			1.00	42,302
Accounting Clerk 2		1.00			
Senior Department Assistant		0.50	0.50	0.50	17,888
Department Assistant 4	0.50				
Total Regular	<u>81.50</u>	<u>82.50</u>	<u>77.50</u>	<u>76.50</u>	<u>5,430,203</u>
Temporary					131,609
Overtime					460,643
Vacancy Credit					(500,000)
PERS		33.86%, 38.49%, 44.00%			2,430,421
Social Security		7.65%			460,719
Worker's Compensation		3.00%			180,674
Unemployment		0.90%			54,200
Medical & Dental Insurance		Varied			<u>1,622,263</u>
Total Personnel Services					<u><u>10,270,732</u></u>

SHERIFF CORRECTIONS DETAILED EXPENDITURES

Douglas County, Oregon
Public Safety Fund
Sheriff Corrections

Department Detail

		Actual	Actual	Revised	Proposed	Approved	Adopted
		FY 17-18	FY 18-19	Budget FY 19-20	FY 20-21	FY 20-21	FY 20-21
2200-10-1100-400000	Regular Employees	2,787,359	2,840,477	2,708,024	2,796,917	2,796,917	2,796,917
2200-10-1100-403000	Temporary Employees	68,796	41,736	70,000	75,000	75,000	75,000
2200-10-1100-405000	Overtime	163,175	154,067	185,000	205,000	205,000	205,000
2200-10-1100-450000	PERS	976,888	988,277	1,174,015	1,210,962	1,210,962	1,210,962
2200-10-1100-451000	Social Security	229,772	229,578	226,671	235,384	235,384	235,384
2200-10-1100-452000	Worker's Compensation	120,773	121,451	118,521	92,307	92,307	92,307
2200-10-1100-453000	Unemployment	45,239	45,544	44,445	27,692	27,692	27,692
2200-10-1100-454000	Medical and Dental Insurance	859,978	926,205	941,779	887,037	887,037	887,037
Total Personnel Services		5,251,980	5,347,335	5,468,455	5,530,299	5,530,299	5,530,299
2200-10-1100-504000	Medical and Hospital Services	0	0	3,000	3,000	3,000	3,000
2200-10-1100-509900	Other Professional Services	1,296,397	1,386,143	1,343,390	1,322,421	1,322,421	1,322,421
2200-10-1100-509960	Other Prof Svcs-Justice Benfts	0	1,081	1,500	1,500	1,500	1,500
2200-10-1100-579001	Transport Costs Security Trans	0	0	2,500	2,500	2,500	2,500
2200-10-1100-615000	Uniforms and Uniform Allowance	52	249	0	5,000	5,000	5,000
2200-10-1100-620000	Food and Meals	409,854	404,491	433,354	440,288	440,288	440,288
2200-10-1100-621000	Clothing	3,922	2,321	4,000	5,000	5,000	5,000
2200-10-1100-622000	Household Expenses	34,954	29,097	32,000	34,000	34,000	34,000
2200-10-1100-622001	Household Exp Bedding	4,549	2,621	2,000	5,000	5,000	5,000
2200-10-1100-622002	Household Exp Kitchen	7,726	16,067	3,500	15,000	15,000	15,000
2200-10-1100-622003	Household Exp Inmate Fund Exp	15,878	15,277	19,000	17,000	17,000	17,000
2200-10-1100-629500	Equipment-Noninventory	8,702	12,248	15,000	15,000	15,000	15,000
2200-10-1100-629502	Equipment-Noninv Computer Repl	5,801	1,125	2,250	3,750	3,750	3,750
2200-10-1100-629900	Other Materials and Supplies	9,197	12,931	8,000	8,000	8,000	8,000
2200-10-1100-645024	Electronic Monitoring Equip	327	105	1,000	0	0	0
2200-10-1100-646000	Software	0	1,277	23,000	23,000	23,000	23,000
2200-10-1100-646002	Software Maintenance	1,136	286	5,960	4,000	4,000	4,000
2200-10-1100-650000	Interdept Vehicle Expense	21,323	8,159	30,000	30,000	30,000	30,000
2200-10-1100-651000	Equip/Vehicle Maint & Repair	320	1,711	5,000	5,000	5,000	5,000
2200-10-1100-651002	Equip/Vehicle Service Contract	21,553	21,917	10,000	25,000	25,000	25,000
2200-10-1100-655000	Building and Grounds Maint	2,647	0	500	900	900	900
2200-10-1100-668001	Communication Telephone	1,080	540	1,100	3,200	3,200	3,200
2200-10-1100-668010	Communication Internet	6,069	6,069	5,500	6,000	6,000	6,000
2200-10-1100-668504	Utilities Garbage	4,354	4,339	4,500	4,500	4,500	4,500
2200-10-1100-671555	Workers' Comp InterdeptCharges	8,536	7,272	0	0	0	0
2200-10-1100-672001	Fire/Liab Interdept Charges	356,252	397,500	420,000	225,000	225,000	225,000

--Due to a software upgrade account numbers and descriptions may have changed or been combined.

Douglas County, Oregon
Public Safety Fund
Sheriff Corrections

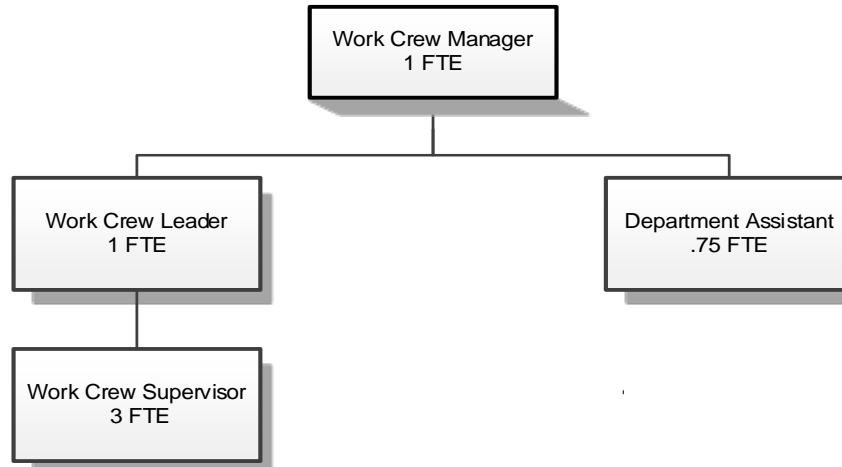
Department Detail

		Actual	Actual	Revised	Proposed	Approved	Adopted
		FY 17-18	FY 18-19	Budget	FY 20-21	FY 20-21	FY 20-21
				FY 19-20			
2200-10-1100-673000	Liability Claims	2,609	744	1,500	1,500	1,500	1,500
2200-10-1100-680000	Laundry and Dry Cleaning	11,148	6,727	10,200	8,200	8,200	8,200
2200-10-1100-740000	Office Supplies and Expenses	4,019	5,486	3,000	3,000	3,000	3,000
2200-10-1100-741000	Postage	600	646	450	500	500	500
2200-10-1100-742001	Photos and Copying Dup Svcs	0	0	200	0	0	0
2200-10-1100-750000	Subscriptions Books & Periodi	3,562	2,400	2,500	2,500	2,500	2,500
2200-10-1100-755000	Travel	1,310	2,633	2,000	2,000	2,000	2,000
2200-10-1100-755020	Travel Jail Inspection	298	556	500	500	500	500
2200-10-1100-756000	Conventions Schools Seminars	5,819	2,838	10,000	10,000	10,000	10,000
2200-10-1100-758000	Dues and Memberships	0	96	100	100	100	100
Total Materials and Services		2,249,994	2,354,952	2,406,504	2,232,359	2,232,359	2,232,359
2200-10-1100-820000	Furniture and Equipment	0	19,995	0	37,000	37,000	37,000
2200-10-1100-820099	Furniture and Equipment Noninv	1,106	5,543	35,000	12,600	12,600	12,600
Total Capital Outlay		1,106	25,538	35,000	49,600	49,600	49,600
Total Expenditures		7,503,080	7,727,825	7,909,959	7,812,258	7,812,258	7,812,258
Capital Outlay:							
Dishwasher							12,000
Data Back up							25,000
Cameras							12,600
							49,600

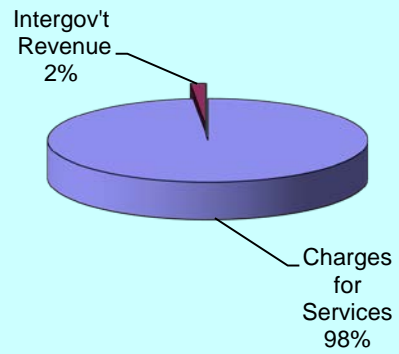
Douglas County, Oregon
Public Safety Fund
Sheriff Corrections

PERSONNEL SERVICES					
	Actual	Actual	Revised	Budget	
	FTE	FTE	Budget	FY 20-21	
	<u>FY 17-18</u>	<u>FY 18-19</u>	<u>FY 19-20</u>	<u>FTE</u>	<u>Amount</u>
Corrections Deputy-Basic	37.00	37.00	32.00	30.00	2,034,692
Corrections Clerk	2.00	2.00	1.00	2.00	93,984
Lieutenant	1.00	1.00	1.00	1.00	115,731
Sergeant	4.00	4.00	3.00	2.00	203,944
Corporal			2.00	4.00	308,588
Accounting Clerk 2			1.00	1.00	39,978
Total Regular	<u>44.00</u>	<u>44.00</u>	<u>40.00</u>	<u>40.00</u>	<u>2,796,917</u>
Temporary					75,000
Overtime					205,000
PERS		33.86%, 38.49%, 44.00%			1,210,962
Social Security		7.65%			235,384
Worker's Compensation		3.00%			92,307
Unemployment		0.90%			27,692
Medical & Dental Insurance		Varied			<u>887,037</u>
Total Personnel Services					<u><u>5,530,299</u></u>

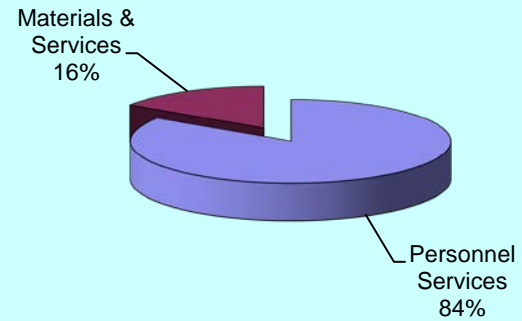
WORK CREW



CURRENT YEAR REVENUES \$666,860



CURRENT YEAR EXPENDITURES \$625,880



Douglas County, Oregon
Public Safety Fund
Work Crew (1120)

	Actual FY 16-17	Actual FY 17-18	Actual FY 18-19	Revised Budget FY 19-20	Proposed FY 20-21	Approved FY 20-21	Adopted FY 20-21
<u>RESOURCES</u>							
Beginning Balance	436,753	177,434	109,023				
Revenues and Other Sources:							
Outside Charges and Other Revenues	195,645	368,036	116,194	193,500	256,860	256,860	256,860
Interdepartmental Charges	395,941	320,545	263,558	423,200	400,000	400,000	400,000
Intergovernmental Revenues	35,622	(6,531)		20,000	10,000	10,000	10,000
Transfers In - General Fund				100,000			
Solid Waste	641,742						
Total Revenue	1,268,950	682,050	379,752	736,700	666,860	666,860	666,860
TOTAL RESOURCES	1,705,703	859,484	488,775	736,700	666,860	666,860	666,860
<u>REQUIREMENTS</u>							
Personnel Services	1,314,557	525,587	369,325	582,345	527,830	527,830	527,830
Materials & Services	205,814	195,530	92,909	108,894	98,050	98,050	98,050
Capital Outlay	7,898	29,344		6,500			
Total Expenditures	1,528,269	750,461	462,234	697,739	625,880	625,880	625,880
Ending Balance	177,434	109,023	26,541	38,961	40,980	40,980	40,980
TOTAL REQUIREMENTS	1,705,703	859,484	488,775	736,700	666,860	666,860	666,860
Change in Fund Balance	(259,319)	(68,411)	(82,482)	38,961	40,980	40,980	40,980
Staffing FTE	23.00	7.75	7.75	6.75	5.75	5.75	5.75

Douglas County, Oregon
Public Safety Fund
Work Crew

Departmental Detail

		Actual	Actual	Revised	Proposed	Approved	Adopted
		FY 17-18	FY 18-19	Budget	FY 20-21	FY 20-21	FY 20-21
2200-10-1120-209008	Work Crew Supervision	10,200	8,425	7,000	10,000	10,000	10,000
2200-10-1120-240000	Outside Sales & Services	313,738	57,869	110,000	154,860	154,860	154,860
2200-10-1120-240001	Outside Sales & Services-ODOT	41,654	26,763	54,500	85,000	85,000	85,000
2200-10-1120-240002	Outside Sales & Services-USFS	0	18,104	21,500	5,000	5,000	5,000
2200-10-1120-289000	Interdept Charges for Services	320,545	263,558	423,200	400,000	400,000	400,000
2200-10-1120-319000	Fed-Other Assistance	(6,531)	0	20,000	10,000	10,000	10,000
2200-10-1120-380000	Interest General Investments	1,436	754	500	1,000	1,000	1,000
2200-10-1120-387080	Sale of Inventory	0	4,135	0	0	0	0
2200-10-1120-387500	Expense Reimbursements	1,008	0	0	1,000	1,000	1,000
2200-10-1120-387900	Miscellaneous Revenues	0	144	0	0	0	0
2200-10-1120-390100	Transfer From Gen Fund	0	0	100,000	0	0	0
Total Revenue		682,050	379,752	736,700	666,860	666,860	666,860
2200-10-1120-400000	Regular Employees	247,801	189,231	269,611	238,258	238,258	238,258
2200-10-1120-403000	Temporary Employees	39,467	18,299	20,000	39,760	39,760	39,760
2200-10-1120-405000	Overtime	31,378	5,662	20,000	10,000	10,000	10,000
2200-10-1120-450000	PERS	68,605	49,080	108,889	106,178	106,178	106,178
2200-10-1120-451000	Social Security	23,588	15,554	23,685	22,033	22,033	22,033
2200-10-1120-452000	Worker's Compensation	6,373	8,527	12,384	2,880	2,880	2,880
2200-10-1120-453000	Unemployment	4,775	2,132	3,096	1,728	1,728	1,728
2200-10-1120-454000	Medical and Dental Insurance	103,600	80,840	124,680	106,993	106,993	106,993
Total Personnel Services		525,587	369,325	582,345	527,830	527,830	527,830
2200-10-1120-509900	Other Professional Services	0	25	0	0	0	0
2200-10-1120-572022	Diversion Fire Crew Stipend	91,372	13,110	15,000	7,500	7,500	7,500
2200-10-1120-629500	Equipment-Noninventory	0	0	4,000	2,000	2,000	2,000
2200-10-1120-629900	Other Materials and Supplies	16,691	11,003	15,000	15,000	15,000	15,000
2200-10-1120-646000	Software	63	0	1,094	1,000	1,000	1,000
2200-10-1120-650000	Interdept Vehicle Expense	70,473	52,591	55,000	61,300	61,300	61,300
2200-10-1120-668001	Communication Telephone	2,985	2,328	3,500	3,000	3,000	3,000
2200-10-1120-671555	Workers' Comp InterdeptCharges	556	1,325	0	0	0	0
2200-10-1120-672001	Fire/Liab Interdept Charges	12,000	10,536	10,500	3,800	3,800	3,800

Douglas County, Oregon
Public Safety Fund
Work Crew

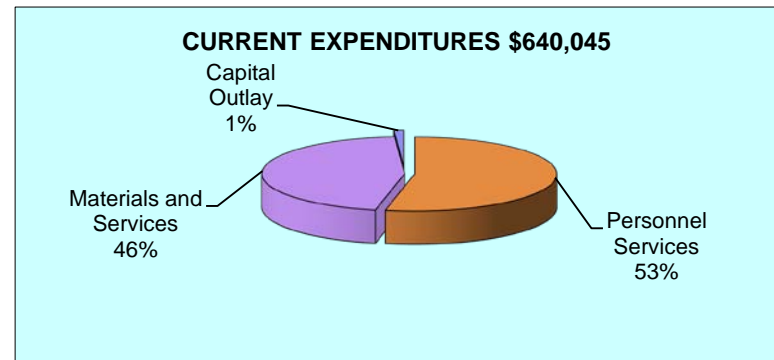
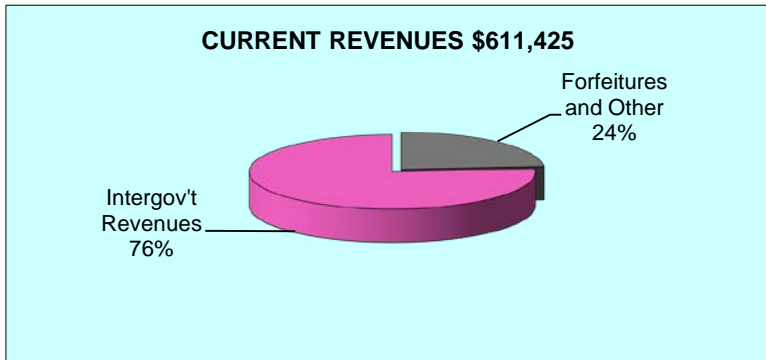
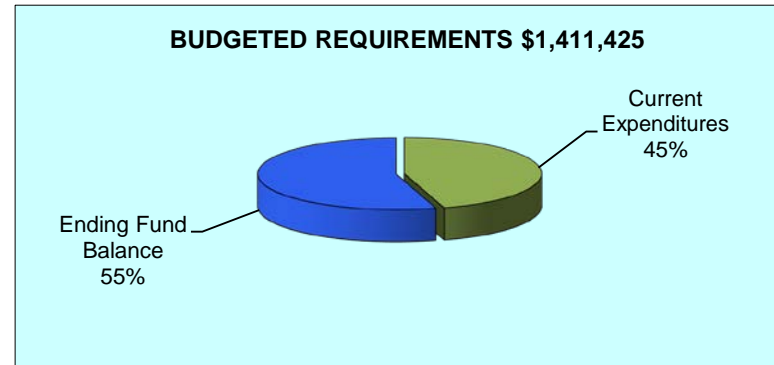
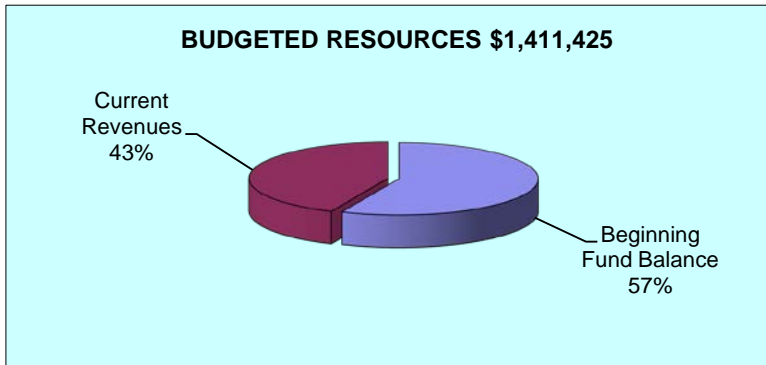
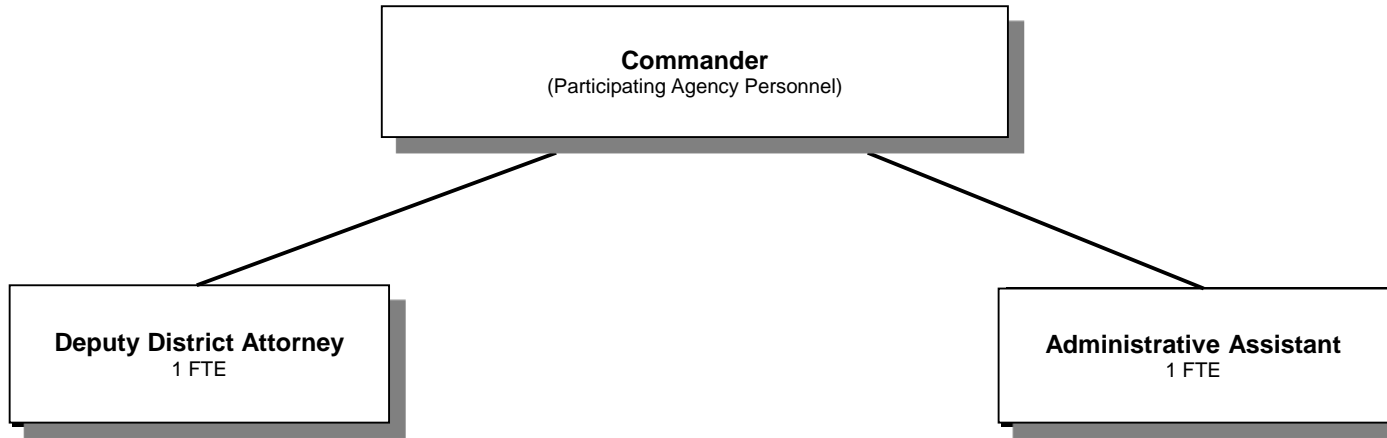
Departmental Detail

		Actual	Actual	Revised	Proposed	Approved	Adopted
		FY 17-18	FY 18-19	Budget	FY 20-21	FY 20-21	FY 20-21
				FY 19-20			
2200-10-1120-672002	Fire/Liability Liability Ins	136	456	1,000	750	750	750
2200-10-1120-740000	Office Supplies and Expenses	71	1,010	1,000	2,000	2,000	2,000
2200-10-1120-741000	Postage	62	43	300	200	200	200
2200-10-1120-756000	Conventions Schools Seminars	273	292	1,500	1,000	1,000	1,000
2200-10-1120-785000	Pre-employment Testing	848	190	1,000	500	500	500
Total Materials and Services		195,530	92,909	108,894	98,050	98,050	98,050
2200-10-1120-830000	Vehicles and Heavy Equipment	29,344	0	6,500	0	0	0
Total Capital Outlay		29,344	0	6,500	0	0	0
Total Expenditures		750,461	462,234	697,739	625,880	625,880	625,880

Douglas County, Oregon
Public Safety Fund
Work Crew

PERSONNEL SERVICES					
	Actual	Actual	Revised	Budget	
	FTE	FTE	Budget	FY 20-21	
	FY 17-18	FY 18-19	FY 19-20	FTE	Amount
Work Crew Manager	1.00	1.00	1.00	1.00	53,670
Work Crew Leadworker	1.00	1.00	1.00	1.00	44,023
Work Crew Supervisor	5.00	5.00	4.00	3.00	119,517
Senior Department Assistant		0.75	0.75	0.75	21,048
Department Assistant 4	0.75				
Total Regular	<u>7.75</u>	<u>7.75</u>	<u>6.75</u>	<u>5.75</u>	<u>238,258</u>
Temporary					39,760
Overtime					10,000
PERS		33.86%, 44.00%			106,178
Social Security		7.65%			22,033
Worker's Compensation		1.00%			2,880
Unemployment		0.60%			1,728
Medical & Dental Insurance		Varied			<u>106,993</u>
Total Personnel Services					<u><u>527,830</u></u>

DOUGLAS INTERAGENCY NARCOTICS TEAM



Douglas County, Oregon
Public Safety Fund
Douglas Interagency Narcotics Team (1700)

	Actual FY 16-17	Actual FY 17-18	Actual FY 18-19	Revised Budget FY 19-20	Proposed FY 20-21	Approved FY 20-21	Adopted FY 20-21
<u>RESOURCES</u>							
Beginning Balance	881,066	834,377	944,467	850,000	800,000	800,000	800,000
Revenues:							
Forfeitures, Interest and Other Misc	12,387	154,898	112,400	140,600	145,000	145,000	145,000
Intergovernmental Revenues	388,436	372,000	404,482	372,720	466,425	466,425	466,425
Total Revenues	400,823	526,898	516,882	513,320	611,425	611,425	611,425
TOTAL RESOURCES	1,281,889	1,361,275	1,461,349	1,363,320	1,411,425	1,411,425	1,411,425
<u>REQUIREMENTS</u>							
Personnel Services	299,848	283,259	273,069	331,576	340,966	340,966	340,966
Materials & Services	147,664	133,549	152,174	260,988	292,079	292,079	292,079
Capital Outlay				7,000	7,000	7,000	7,000
Total Expenditures	447,512	416,808	425,243	599,564	640,045	640,045	640,045
Ending Balance	834,377	944,467	1,036,106	763,756	771,380	771,380	771,380
TOTAL REQUIREMENTS	1,281,889	1,361,275	1,461,349	1,363,320	1,411,425	1,411,425	1,411,425
Change in Fund Balance	46,689	(110,090)	(91,639)	86,244	28,620	28,620	28,620
Staffing FTE	2.00	2.00	2.00	2.00	2.00	2.00	2.00
Capital Outlay - Copy Machine							7,000

Douglas County, Oregon
Public Safety Fund
Douglas Interagency Narcotics Team

Department Detail

		Actual	Actual	Revised	Proposed	Approved	Adopted
		FY 17-18	FY 18-19	Budget	FY 20-21	FY 20-21	FY 20-21
				FY 19-20			
2200-10-1700-309001	Shared Forfeitures	53,217	47,559	100,000	100,000	100,000	100,000
2200-10-1700-309002	Nonshared Fofeitures	82,657	0	35,600	40,000	40,000	40,000
2200-10-1700-325401	St/Fed OR State Police HIDTA	68,026	85,510	172,720	191,425	191,425	191,425
2200-10-1700-345009	Shared Rev Alcoholic Bev Tax	303,974	318,972	200,000	275,000	275,000	275,000
2200-10-1700-380000	Interest General Investments	11,179	19,782	5,000	5,000	5,000	5,000
2200-10-1700-387095	Sale of Seized Property	2,106	33,210	0	0	0	0
2200-10-1700-387900	Miscellaneous Revenues	5,739	11,849	0	0	0	0
Total Revenue		526,898	516,882	513,320	611,425	611,425	611,425
2200-10-1700-400000	Regular Employees	122,337	116,997	133,987	138,242	138,242	138,242
2200-10-1700-403000	Temporary Employees	43,151	42,671	44,019	47,012	47,012	47,012
2200-10-1700-405000	Overtime	16,592	22,000	39,000	34,826	34,826	34,826
2200-10-1700-450000	PERS	51,231	51,855	77,506	85,555	85,555	85,555
2200-10-1700-451000	Social Security	13,820	13,762	16,601	16,836	16,836	16,836
2200-10-1700-452000	Worker's Compensation	1,382	1,362	1,628	1,100	1,100	1,100
2200-10-1700-453000	Unemployment	914	908	1,085	660	660	660
2200-10-1700-454000	Medical and Dental Insurance	33,832	23,514	17,750	16,735	16,735	16,735
Total Personnel Services		283,259	273,069	331,576	340,966	340,966	340,966
2200-10-1700-570001	Inv & Pro Evidence Procurement	5,783	6,615	29,925	29,108	29,108	29,108
2200-10-1700-570012	Inv&Pro Forfeiture Processing	2,480	2,397	3,500	3,500	3,500	3,500
2200-10-1700-570090	Inv & Pro Interagency Reimb	16,838	25,949	22,667	39,632	39,632	39,632
2200-10-1700-629500	Equipment-Noninventory	2,408	1,219	10,186	9,575	9,575	9,575
2200-10-1700-629900	Other Materials and Supplies	566	0	1,000	1,000	1,000	1,000
2200-10-1700-645000	Equipment/Vehicle Rent	14,795	11,065	37,885	34,304	34,304	34,304
2200-10-1700-646000	Software	257	110	600	684	684	684
2200-10-1700-650000	Interdept Vehicle Expense	13,537	16,482	37,705	43,476	43,476	43,476
2200-10-1700-651000	Equip/Vehicle Maint & Repair	307	3,036	2,000	2,000	2,000	2,000
2200-10-1700-668001	Communication Telephone	3,167	5,947	16,220	17,000	17,000	17,000
2200-10-1700-668500	Utilities	709	0	900	0	0	0
2200-10-1700-672001	Fire/Liab Interdept Charges	1,500	2,000	2,300	1,400	1,400	1,400
2200-10-1700-672002	Fire/Liability Liability Ins	62,277	69,608	71,200	85,000	85,000	85,000
2200-10-1700-740000	Office Supplies and Expenses	3,747	2,665	5,000	5,000	5,000	5,000

Douglas County, Oregon
Public Safety Fund
Douglas Interagency Narcotics Team

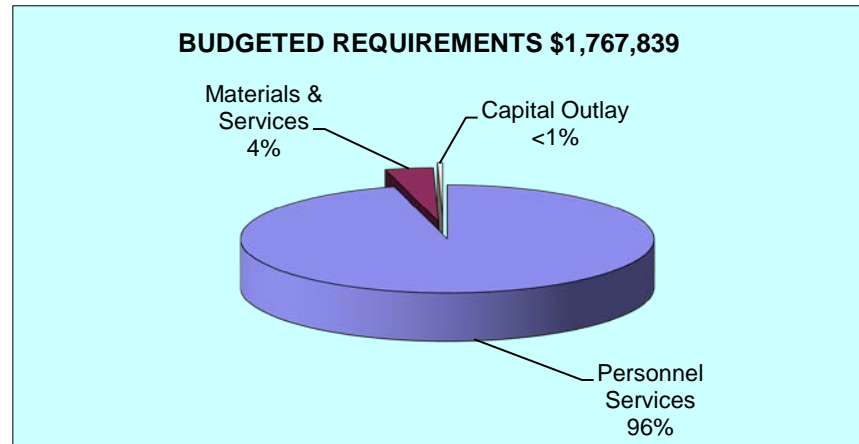
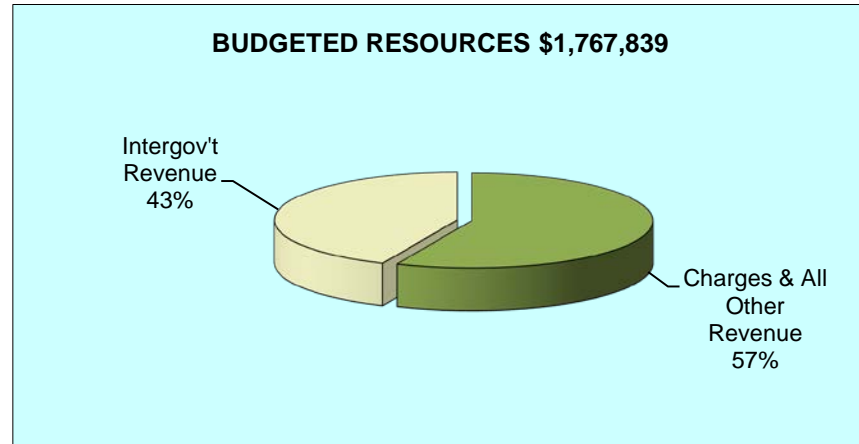
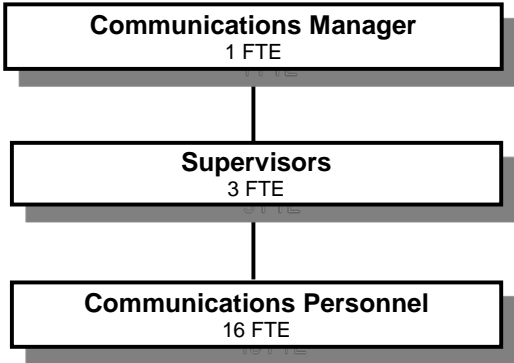
Department Detail

		Actual	Actual	Revised	Proposed	Approved	Adopted
		FY 17-18	FY 18-19	Budget	FY 20-21	FY 20-21	FY 20-21
				FY 19-20			
2200-10-1700-741000	Postage	177	85	500	500	500	500
2200-10-1700-742001	Photos and Copying Dup Svcs	195	198	1,000	1,000	1,000	1,000
2200-10-1700-750000	Subscriptions Books & Periodi	0	160	400	400	400	400
2200-10-1700-755000	Travel	3,191	2,223	14,100	14,100	14,100	14,100
2200-10-1700-756000	Conventions Schools Seminars	1,575	2,415	3,500	3,500	3,500	3,500
2200-10-1700-758000	Dues and Memberships	40	0	400	400	400	400
2200-10-1700-785000	Pre-employment Testing	0	0	0	500	500	500
Total Materials and Services		133,549	152,174	260,988	292,079	292,079	292,079
2200-10-1700-820099	Furniture and Equipment Noninv	0	0	7,000	7,000	7,000	7,000
Total Capital Outlay		0	0	7,000	7,000	7,000	7,000
Total Expenditures		416,808	425,243	599,564	640,045	640,045	640,045

Douglas County, Oregon
Public Safety Fund
Douglas Interagency Narcotics Team

PERSONNEL SERVICES					
	Actual	Actual	Revised	Budget	
	FTE	FTE	Budget	FY 20-21	
	<u>FY 17-18</u>	<u>FY 18-19</u>	<u>FY 19-20</u>	<u>FTE</u>	<u>Amount</u>
Administrative Assistant	1.00	1.00	1.00	1.00	52,790
Deputy District Attorney 3	<u>1.00</u>	<u>1.00</u>	<u>1.00</u>	<u>1.00</u>	<u>85,452</u>
Total Regular	<u>2.00</u>	<u>2.00</u>	<u>2.00</u>	<u>2.00</u>	<u>138,242</u>
Temporary					47,012
Overtime					34,826
PERS		33.86%, 44.00%			85,555
Social Security		7.65%			16,836
Worker's Compensation		0.50%			1,100
Unemployment		0.30%			660
Medical & Dental Insurance		Varied			<u>16,735</u>
Total Personnel Services					<u><u>340,966</u></u>

COMMUNICATIONS 911 & DISPATCH



Douglas County, Oregon
Public Safety Fund
Communications 911 and Dispatch (1800)

	Actual FY 16-17	Actual FY 17-18	Actual FY 18-19	Revised Budget FY 19-20	Proposed FY 20-21	Approved FY 20-21	Adopted FY 20-21
<u>RESOURCES</u>							
Beginning Balance	293,265	469,478	508,322	30,000			
Revenues:							
Charges and Other Revenues	837,733	880,306	1,004,503	1,122,365	1,001,789	1,001,789	1,001,789
Intergovernmental Revenues	552,713	575,782	576,560	525,000	766,050	766,050	766,050
Total Revenue	1,390,446	1,456,088	1,581,063	1,647,365	1,767,839	1,767,839	1,767,839
TOTAL RESOURCES	1,683,711	1,925,566	2,089,385	1,677,365	1,767,839	1,767,839	1,767,839
<u>REQUIREMENTS</u>							
Personnel Services	1,794,492	2,014,311	2,033,772	2,228,140	2,342,445	2,342,445	2,342,445
Materials & Services	53,000	45,255	54,690	81,250	91,298	91,298	91,298
Capital Outlay		22,600		1,500	10,000	10,000	10,000
	1,847,492	2,082,166	2,088,462	2,310,890	2,443,743	2,443,743	2,443,743
Less: Reimbursement from Enforcement	(633,259)	(664,922)	(698,168)	(633,525)	(675,904)	(675,904)	(675,904)
Total Expenditures	1,214,233	1,417,244	1,390,294	1,677,365	1,767,839	1,767,839	1,767,839
Ending Balance	469,478	508,322	699,091				
TOTAL REQUIREMENTS	1,683,711	1,925,566	2,089,385	1,677,365	1,767,839	1,767,839	1,767,839
Staffing FTE	19.00	19.00	19.00	19.00	20.00	20.00	20.00
Capital Outlay - Office Furniture							10,000

Douglas County, Oregon
Public Safety Fund
Communications 911 and Dispatch

Department Detail

		Actual	Actual	Revised	Proposed	Approved	Adopted
		FY 17-18	FY 18-19	Budget	FY 20-21	FY 20-21	FY 20-21
				FY 19-20			
2200-10-1800-238000	Communication Contracts	873,697	989,758	1,119,865	1,001,789	1,001,789	1,001,789
2200-10-1800-345006	Shared Rev 911 Revenues	575,782	576,560	525,000	766,050	766,050	766,050
2200-10-1800-380000	Interest General Investments	3,949	7,881	0	0	0	0
2200-10-1800-387900	Miscellaneous Revenues	2,660	6,864	2,500	0	0	0
Total Revenue		1,456,088	1,581,063	1,647,365	1,767,839	1,767,839	1,767,839
2200-10-1800-400000	Regular Employees	1,076,034	1,103,224	1,130,543	1,228,561	1,228,561	1,228,561
2200-10-1800-405000	Overtime	105,076	75,898	105,000	110,000	110,000	110,000
2200-10-1800-450000	PERS	355,869	363,115	470,060	500,799	500,799	500,799
2200-10-1800-451000	Social Security	89,452	88,935	94,519	102,400	102,400	102,400
2200-10-1800-452000	Worker's Compensation	8,855	9,035	9,266	6,693	6,693	6,693
2200-10-1800-453000	Unemployment	5,897	5,956	6,178	4,016	4,016	4,016
2200-10-1800-454000	Medical and Dental Insurance	373,128	387,609	412,574	389,976	389,976	389,976
Total Personnel Services		2,014,311	2,033,772	2,228,140	2,342,445	2,342,445	2,342,445
2200-10-1800-500000	Legal Services	0	0	1,000	500	500	500
2200-10-1800-629500	Equipment-Noninventory	634	3,153	5,000	14,091	14,091	14,091
2200-10-1800-629502	Equipment-Noninv Computer Repl	596	2,312	3,800	2,250	2,250	2,250
2200-10-1800-629900	Other Materials and Supplies	0	734	500	1,000	1,000	1,000
2200-10-1800-646000	Software	126	3,465	8,500	8,000	8,000	8,000
2200-10-1800-646001	Software Rental	18,434	18,434	25,000	25,000	25,000	25,000
2200-10-1800-646002	Software Maintenance	25	82	1,800	350	350	350
2200-10-1800-650000	Interdept Vehicle Expense	0	0	2,000	2,000	2,000	2,000
2200-10-1800-651000	Equip/Vehicle Maint & Repair	2,612	0	0	0	0	0
2200-10-1800-651002	Equip/Vehicle Service Contract	2,046	795	3,000	2,000	2,000	2,000
2200-10-1800-668001	Communication Telephone	5,115	8,708	8,000	9,000	9,000	9,000
2200-10-1800-672001	Fire/Liab Interdept Charges	8,500	11,500	12,200	7,800	7,800	7,800
2200-10-1800-673000	Liability Claims	0	235	0	0	0	0
2200-10-1800-730000	Advertising/Publicity	333	0	500	500	500	500
2200-10-1800-740000	Office Supplies and Expenses	1,139	1,506	2,000	2,500	2,500	2,500
2200-10-1800-741000	Postage	138	59	300	300	300	300
2200-10-1800-755000	Travel	253	987	1,000	1,000	1,000	1,000
2200-10-1800-756000	Conventions Schools Seminars	4,139	1,609	5,000	13,357	13,357	13,357

--Due to a software upgrade account numbers and descriptions may have changed or been combined.

Douglas County, Oregon
 Public Safety Fund
 Communications 911 and Dispatch

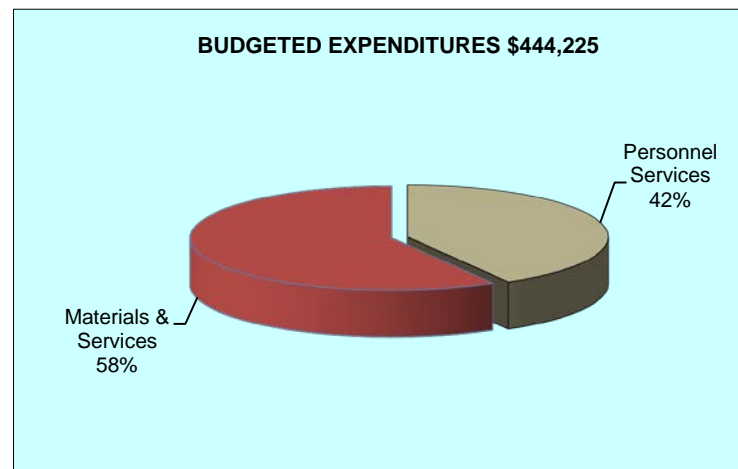
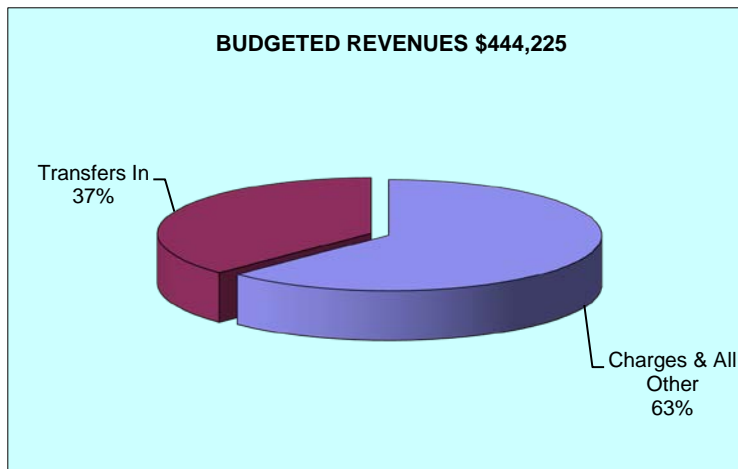
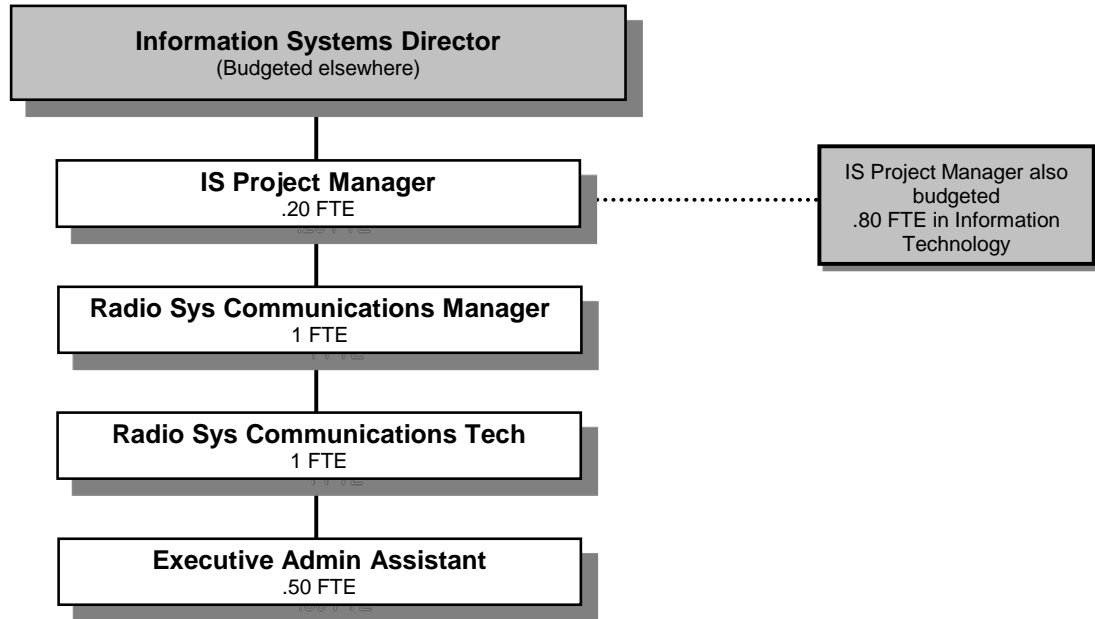
Department Detail

		Actual	Actual	Revised	Proposed	Approved	Adopted
		FY 17-18	FY 18-19	Budget	FY 20-21	FY 20-21	FY 20-21
				FY 19-20			
2200-10-1800-758000	Dues and Memberships	0	0	150	150	150	150
2200-10-1800-785000	Pre-employment Testing	1,165	1,111	1,500	1,500	1,500	1,500
Total Materials and Services		45,255	54,690	81,250	91,298	91,298	91,298
2200-10-1800-820000	Furniture and Equipment	22,600	0	0	0	0	0
2200-10-1800-820099	Furniture and Equipment Noninv	0	0	1,500	10,000	10,000	10,000
Total Capital Outlay		22,600	0	1,500	10,000	10,000	10,000
Total Expenditures before Intrafund Transfers		2,082,166	2,088,462	2,310,890	2,443,743	2,443,743	2,443,743
2200-10-1800-989980	Intrafund Transf Sheriff Enfor	(664,922)	(698,168)	(633,525)	(675,904)	(675,904)	(675,904)
Total Expenditures		1,417,244	1,390,294	1,677,365	1,767,839	1,767,839	1,767,839

Douglas County, Oregon
Public Safety Fund
Communications 911 and Dispatch

PERSONNEL SERVICES					
	Actual	Actual	Revised	Budget	
	FTE	FTE	Budget	FY 20-21	
	FY 17-18	FY 18-19	FY 19-20	FTE	Amount
911 Communications Manager			1.00	1.00	84,796
Communication Supervisor-Basic	2.00	2.00	3.00	3.00	216,377
Communications Officer-Basic	16.00	16.00	15.00	16.00	927,388
Sergeant	1.00	1.00			
Total Regular	<u>19.00</u>	<u>19.00</u>	<u>19.00</u>	<u>20.00</u>	<u>1,228,561</u>
Overtime					110,000
PERS		33.86%, 44.00%			500,799
Social Security		7.65%			102,400
Worker's Compensation		0.50%			6,693
Unemployment		0.30%			4,016
Medical & Dental Insurance		Varied			<u>389,976</u>
Total Personnel Services					<u><u>2,342,445</u></u>

Radio System



Douglas County, Oregon
Public Safety Fund
Radio System (1900)

	Actual FY 16-17	Actual FY 17-18	Actual FY 18-19	Revised Budget FY 19-20	Proposed FY 20-21	Approved FY 20-21	Adopted FY 20-21
<u>RESOURCES</u>							
Beginning Balance	174,703	199,360	215,770				
Revenues:							
Charges and Other Revenues	172,910	172,789	184,027	185,482	277,842	277,842	277,842
Intergovernmental Revenues	68,956	115,173	166,821				
Transfers In - General Fund			30,000	172,629	106,383	106,383	106,383
Public Works	385,463	289,097	385,463	60,000	60,000	60,000	60,000
Total Revenue	627,329	577,059	766,311	418,111	444,225	444,225	444,225
TOTAL RESOURCES	802,032	776,419	982,081	418,111	444,225	444,225	444,225
<u>REQUIREMENTS</u>							
Personnel Services	125,563	130,576	249,077	306,799	333,753	333,753	333,753
Materials & Services	378,649	408,871	380,145	465,554	467,214	467,214	467,214
Capital Outlay	98,460	21,202	133,431	2,500			
	602,672	560,649	762,653	774,853	800,967	800,967	800,967
Less: Reimbursement from Enforcement				(356,742)	(356,742)	(356,742)	(356,742)
Total Expenditures	602,672	560,649	762,653	418,111	444,225	444,225	444,225
Ending Balance	199,360	215,770	219,428				
TOTAL REQUIREMENTS	802,032	776,419	982,081	418,111	444,225	444,225	444,225
Staffing FTE	1.09	1.10	2.70	2.70	2.70	2.70	2.70

Douglas County, Oregon
Public Safety Fund
Radio System

Department Detail

		Actual	Actual	Revised	Proposed	Approved	Adopted
		FY 17-18	FY 18-19	Budget	FY 20-21	FY 20-21	FY 20-21
				FY 19-20			
2200-10-1900-238500	Radio System Maintenance	0	0	0	79,672	79,672	79,672
2200-10-1900-325303	St/Fed OEM Homeland Secur Prog	115,173	166,821	0	0	0	0
2200-10-1900-380000	Interest General Investments	2,517	2,690	0	0	0	0
2200-10-1900-382050	Radio Facility Rents & Leases	170,272	181,208	185,482	198,170	198,170	198,170
2200-10-1900-387900	Miscellaneous Revenues	0	129	0	0	0	0
2200-10-1900-390100	Transfers From General Fund	0	30,000	172,629	106,383	106,383	106,383
2200-10-1900-390201	Transfers From Public Works	289,097	385,463	60,000	60,000	60,000	60,000
Total Revenue		577,059	766,311	418,111	444,225	444,225	444,225
2200-10-1900-400000	Regular Employees	82,010	159,784	184,087	197,286	197,286	197,286
2200-10-1900-405000	Overtime	0	2,832	4,000	4,000	4,000	4,000
2200-10-1900-450000	PERS	22,930	37,919	66,533	70,966	70,966	70,966
2200-10-1900-451000	Social Security	6,133	12,156	14,389	15,398	15,398	15,398
2200-10-1900-452000	Worker's Compensation	615	1,220	1,411	1,006	1,006	1,006
2200-10-1900-453000	Unemployment	411	813	940	604	604	604
2200-10-1900-454000	Medical and Dental Insurance	18,477	34,353	35,439	44,493	44,493	44,493
Total Personnel Services		130,576	249,077	306,799	333,753	333,753	333,753
2200-10-1900-509900	Other Professional Services	116,998	61,845	19,000	19,000	19,000	19,000
2200-10-1900-519910	Pacific Power Line Tech Svcs	39,678	32,008	32,000	32,000	32,000	32,000
2200-10-1900-606500	Fuel and Oil	16,202	13,458	31,500	16,200	16,200	16,200
2200-10-1900-606503	Fuel and Oil Propane	100	1,332	500	100	100	100
2200-10-1900-629500	Equipment-Noninventory	4,804	6,511	30,000	30,000	30,000	30,000
2200-10-1900-640050	Land&Bldg Radio Facility Lease	191,499	195,578	209,377	216,837	216,837	216,837
2200-10-1900-646000	Software	0	1,650	3,000	3,000	3,000	3,000
2200-10-1900-650000	Interdept Vehicle Expense	3,793	8,911	8,000	16,000	16,000	16,000
2200-10-1900-651010	Equip/Vehicle Comm System M&R	31,094	50,879	102,677	102,677	102,677	102,677
2200-10-1900-655000	Building and Grounds Maint	0	182	8,000	4,000	4,000	4,000
2200-10-1900-668001	Communication Telephone	678	1,590	2,000	2,000	2,000	2,000
2200-10-1900-668010	Communication Internet	1,093	2,988	6,500	15,000	15,000	15,000
2200-10-1900-668013	Communication Frequency Lease	0	0	2,000	0	0	0
2200-10-1900-672001	Fire/Liab Interdept Charges	600	1,000	2,000	1,400	1,400	1,400
2200-10-1900-740000	Office Supplies and Expenses	429	1,518	1,500	1,500	1,500	1,500

--Due to a software upgrade account numbers and descriptions may have changed or been combined.

Douglas County, Oregon
Public Safety Fund
Radio System

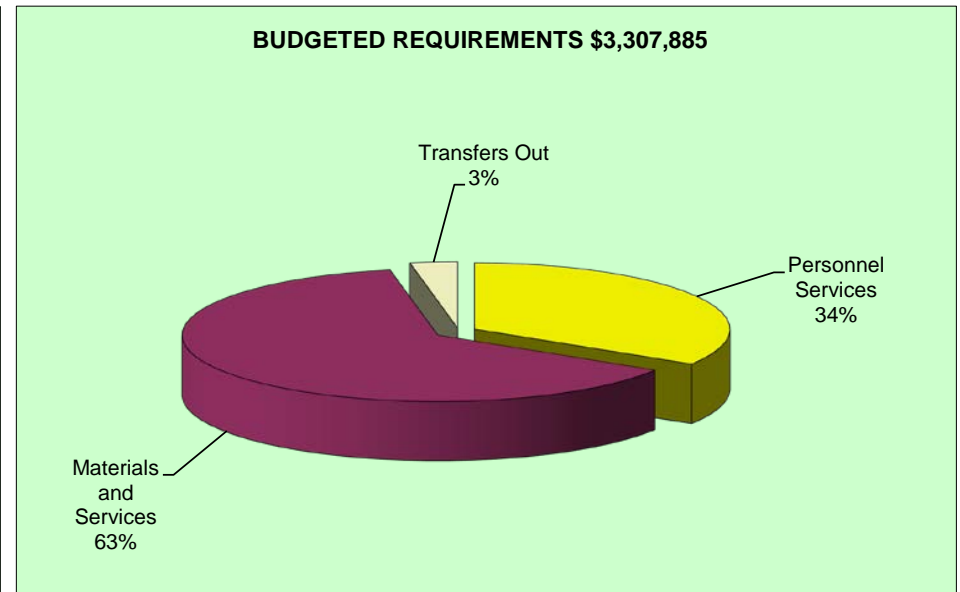
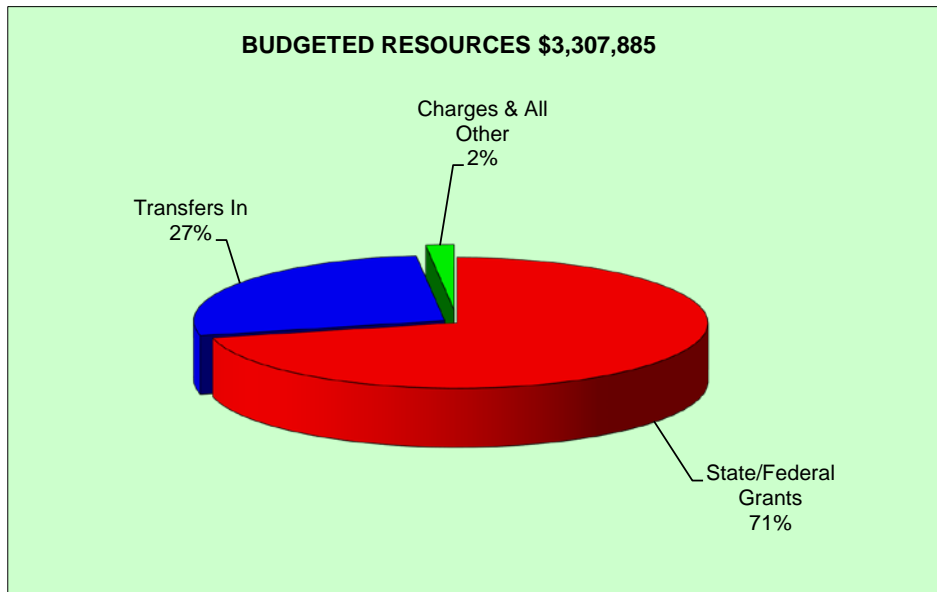
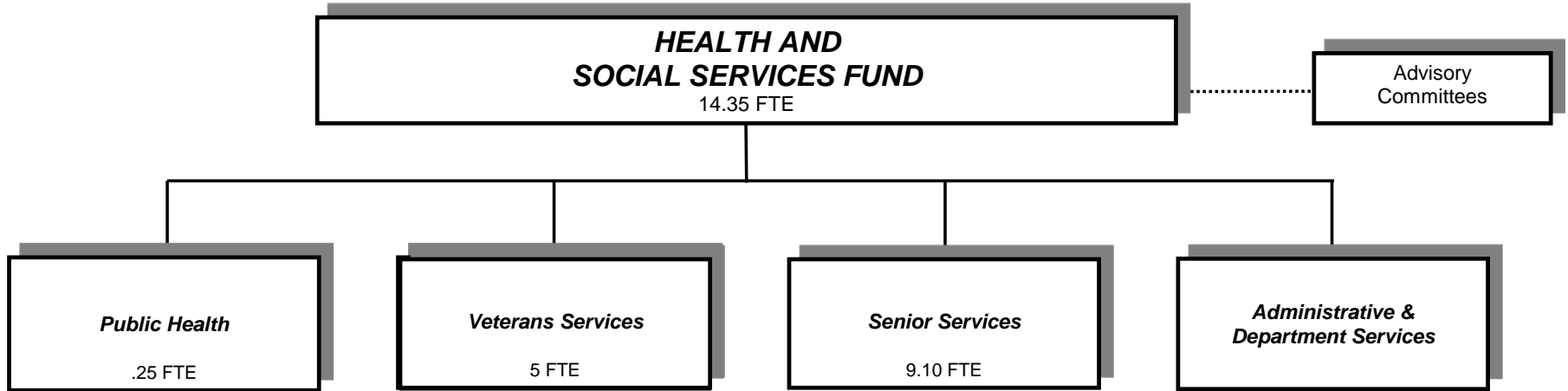
Department Detail

		Actual	Actual	Revised	Proposed	Approved	Adopted
		FY 17-18	FY 18-19	Budget	FY 20-21	FY 20-21	FY 20-21
				FY 19-20			
2200-10-1900-741000	Postage	60	230	500	500	500	500
2200-10-1900-755000	Travel	0	32	3,000	3,000	3,000	3,000
2200-10-1900-756000	Conventions Schools Seminars	1,554	81	4,000	4,000	4,000	4,000
2200-10-1900-790000	Miscellaneous	289	352	0	0	0	0
Total Materials and Services		408,871	380,145	465,554	467,214	467,214	467,214
2200-10-1900-820000	Furniture and Equipment	21,202	19,614	2,500	0	0	0
2200-10-1900-820099	Furniture and Equipment Noninv	0	113,817	0	0	0	0
Total Capital Outlay		21,202	133,431	2,500	0	0	0
Total Expenditures before Intrafund Transfers		560,649	762,653	774,853	800,967	800,967	800,967
2200-10-1900-989980	Intrafund Transf Sheriff Enforcement	0	0	(356,742)	(356,742)	(356,742)	(356,742)
Total Expenditures		560,649	762,653	418,111	444,225	444,225	444,225

Douglas County, Oregon
Public Safety Fund
Radio System

PERSONNEL SERVICES					
	Actual	Actual	Revised	Budget	
	FTE	FTE	Budget	FY 20-21	
	<u>FY 17-18</u>	<u>FY 18-19</u>	<u>FY 19-20</u>	<u>FTE</u>	<u>Amount</u>
IS Director	0.10	0.20	0.20		
Radio Sys Comm Mgr		1.00	1.00	1.00	85,753
IS Project Manager				0.20	23,716
Radio Sys Communications Tech	1.00	1.00	1.00	1.00	62,415
Executive Administrative Assistant		0.50	0.50	0.50	25,402
Total Regular	<u>1.10</u>	<u>2.70</u>	<u>2.70</u>	<u>2.70</u>	<u>197,286</u>
Overtime					4,000
PERS		33.86%, 44.00%			70,966
Social Security		7.65%			15,398
Worker's Compensation		0.50%			1,006
Unemployment		0.30%			604
Medical & Dental Insurance		Varied			44,493
Total Personnel Services					<u><u>333,753</u></u>

DEPARTMENT OF HEALTH AND SOCIAL SERVICES



Douglas County, Oregon
Health and Social Services Fund (207)
Summary

	Actual FY 16-17	Actual FY 17-18	Actual FY 18-19	Revised Budget FY 19-20	Proposed FY 20-21	Approved FY 20-21	Adopted FY 20-21
<u>RESOURCES</u>							
Beginning Fund Balance							
Use Restricted by Payee	429,199	429,199	545,217				
Unrestricted Use	262,067	385,583	310,870	1,000,000			
	<u>691,266</u>	<u>814,782</u>	<u>856,087</u>	<u>1,000,000</u>			
Revenues and Other Sources:							
Divisional:							
Intergovernmental Revenues	2,575,768	2,826,003	3,226,107	3,277,897	2,358,261	2,358,261	2,358,261
Charges and Other Revenues	65,314	65,925	71,120	58,290	60,100	60,100	60,100
Interest	7,442	10,947	14,531				
Undesignated:							
Transfers In - General Fund	843,513	841,952	849,222	2,491,970	889,524	889,524	889,524
	<u>3,492,037</u>	<u>3,744,827</u>	<u>4,160,980</u>	<u>5,828,157</u>	<u>3,307,885</u>	<u>3,307,885</u>	<u>3,307,885</u>
TOTAL RESOURCES	4,183,303	4,559,609	5,017,067	6,828,157	3,307,885	3,307,885	3,307,885
<u>REQUIREMENTS</u>							
Expenditures and Other Requirements:							
Personnel Services	835,293	891,110	972,452	1,208,016	1,120,023	1,120,023	1,120,023
Materials and Services	2,370,307	2,649,718	2,880,967	5,487,145	2,089,044	2,089,044	2,089,044
Capital Outlay	1,067		34,543	37,000			
Transfers Out - General Fund	161,854	162,694	88,694	95,996	98,818	98,818	98,818
	<u>3,368,521</u>	<u>3,703,522</u>	<u>3,976,656</u>	<u>6,828,157</u>	<u>3,307,885</u>	<u>3,307,885</u>	<u>3,307,885</u>
Ending Fund Balance							
Use Restricted by Payee	429,199	545,217	729,541				
Unrestricted Use	385,583	310,870	310,870				
	<u>814,782</u>	<u>856,087</u>	<u>1,040,411</u>				
TOTAL REQUIREMENTS	4,183,303	4,559,609	5,017,067	6,828,157	3,307,885	3,307,885	3,307,885
Change in Fund Balance	123,516	41,305	184,324	(1,000,000)			
Staffing FTE	13.85	14.15	14.15	14.35	14.35	14.35	14.35

PUBLIC HEALTH

Public Health Administrator/Health Officer

.25 FTE

Douglas County, Oregon
 Health and Social Services Fund
 Public Health Division (4030)

	Actual FY 16-17	Actual FY 17-18	Actual FY 18-19	Revised Budget FY 19-20	Proposed FY 20-21	Approved FY 20-21	Adopted FY 20-21
<u>RESOURCES</u>							
Beginning Balance (Use Restricted)	6,283	6,283					
Intergovernmental Revenues	1,245,775	1,341,585	1,608,216	1,532,717	733,930	733,930	733,930
Charges and Other Revenues	1,302	32	4,438				
Total Revenue	1,247,077	1,341,617	1,612,654	1,532,717	733,930	733,930	733,930
TOTAL RESOURCES	1,253,360	1,347,900	1,612,654	1,532,717	733,930	733,930	733,930
<u>REQUIREMENTS</u>							
Personnel Services	35,011	46,711	36,383	37,011	37,699	37,699	37,699
Materials and Services	1,523,141	1,763,017	1,946,265	4,471,656	1,122,181	1,122,181	1,122,181
Transfers Out - General Fund	98,050	98,050	24,050	24,050	24,050	24,050	24,050
Total Expenditures	1,656,202	1,907,778	2,006,698	4,532,717	1,183,930	1,183,930	1,183,930
Ending Balance (Use Restricted)	6,283						
TOTAL REQUIREMENTS	1,662,485	1,907,778	2,006,698	4,532,717	1,183,930	1,183,930	1,183,930
Use of General County Resources	409,125	559,878	394,044	3,000,000	450,000	450,000	450,000
Staffing FTE	0.25	0.25	0.25	0.25	0.25	0.25	0.25

Douglas County, Oregon
 Health and Social Services Fund
 Public Health

Department Detail

		Actual	Actual	Revised	Proposed	Approved	Adopted
		FY 17-18	FY 18-19	Budget	FY 20-21	FY 20-21	FY 20-21
				FY 19-20			
2070-40-4030-320000	State/Federal	475	950	0	0	0	0
2070-40-4030-321002	St/Fed OHA Immunizations Svcs	27,442	27,308	27,308	84,315	84,315	84,315
2070-40-4030-321003	St/Fed OHA TB Case Mgmt Funds	3,410	388	0	0	0	0
2070-40-4030-321004	St/Fed OHA Maternal&Child Hlth	71,343	72,770	72,404	0	0	0
2070-40-4030-321005	St/Fed OHA Oregon Mothers Care	0	6,713	7,308	0	0	0
2070-40-4030-321006	St/Fed OHA Family Planning	52,752	26,816	21,749	22,117	22,117	22,117
2070-40-4030-321007	St/Fed OHA WIC Program	589,254	614,846	609,229	0	0	0
2070-40-4030-321008	St/Fed OHA Bioterrorism Progm	91,567	98,103	98,022	94,567	94,567	94,567
2070-40-4030-321009	St/Fed OHA OR Rx Drug OD Prev	49,645	89,248	50,000	0	0	0
2070-40-4030-321010	St/Fed OHA State Water Program	2,337	527	0	0	0	0
2070-40-4030-331001	State OHA Tobacco Use Prev/Ed	95,399	86,505	109,861	71,718	71,718	71,718
2070-40-4030-331002	State OHA Health Per Capita	132,195	131,053	131,053	134,946	134,946	134,946
2070-40-4030-331003	State OHA TB Case Mgmt Funds	311	0	0	0	0	0
2070-40-4030-331005	State OHA School Based Clinics	110,000	120,000	110,000	0	0	0
2070-40-4030-331006	State OHA PH Modernization Imp	115,455	332,989	295,783	326,267	326,267	326,267
2070-40-4030-387900	Miscellaneous Revenues	32	4,423	0	0	0	0
2070-40-4030-387980	Misc Cash Over/Short	0	15	0	0	0	0
Total Revenue		1,341,617	1,612,654	1,532,717	733,930	733,930	733,930
2070-40-4030-400000	Regular Employees	32,603	33,257	33,831	34,507	34,507	34,507
2070-40-4030-450000	PERS	10,880	0	0	0	0	0
2070-40-4030-451000	Social Security	2,494	2,544	2,588	2,640	2,640	2,640
2070-40-4030-452000	Worker's Compensation	245	250	254	345	345	345
2070-40-4030-453000	Unemployment	489	332	338	207	207	207
Total Personnel Services		46,711	36,383	37,011	37,699	37,699	37,699
2070-40-4030-509900	Other Professional Services	475	950	0	0	0	0
2070-40-4030-509924	Add'l Support Health Programs	344,354	198,049	292,046	242,411	242,411	242,411
2070-40-4030-509925	Outside Public Health Programs	1,281,689	1,597,321	1,532,717	733,930	733,930	733,930
2070-40-4030-534010	Com Hlth Tgtd Case Mgmt State	135,000	145,528	145,528	145,528	145,528	145,528
2070-40-4030-629900	Other Materials Supplies	0	0	2,500,000	0	0	0
2070-40-4030-646002	Software Maintenance	10	11	365	12	12	12

Douglas County, Oregon
 Health and Social Services Fund
 Public Health

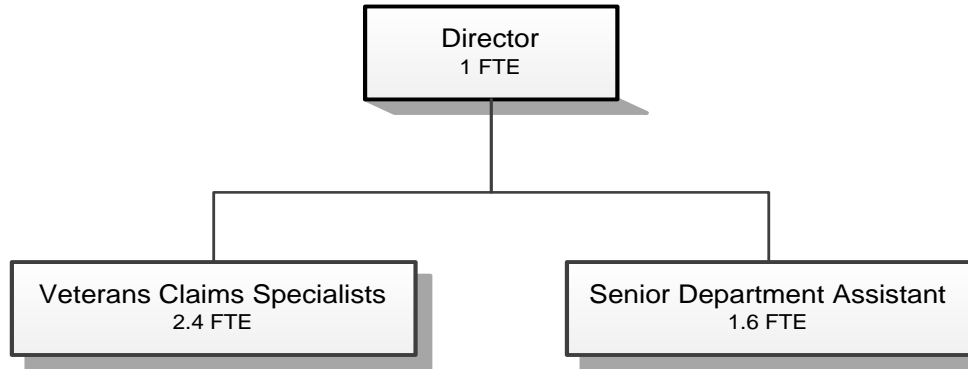
Department Detail

		Actual	Actual	Revised	Proposed	Approved	Adopted
		FY 17-18	FY 18-19	Budget	FY 20-21	FY 20-21	FY 20-21
				FY 19-20			
2070-40-4030-668001	Communication Telephone	59	0	0	0	0	0
2070-40-4030-672001	Fire/Liab Interdept Charges	325	500	1,000	300	300	300
2070-40-4030-741000	Postage	0	385	0	0	0	0
2070-40-4030-756000	Conventions Schools Seminars	1,105	3,521	0	0	0	0
Total Materials and Services		1,763,017	1,946,265	4,471,656	1,122,181	1,122,181	1,122,181
2070-40-4030-950100	Transfers To General Fund	98,050	24,050	24,050	24,050	24,050	24,050
Total Other Requirements		98,050	24,050	24,050	24,050	24,050	24,050
Total Expenditures		1,907,778	2,006,698	4,532,717	1,183,930	1,183,930	1,183,930

Douglas County, Oregon
 Health and Social Services Fund
 Public Health

PERSONNEL SERVICES					
	Actual	Actual	Revised	Budget	
	FTE	FTE	Budget	FY 20-21	
	FY 17-18	FY 18-19	FTE	FTE	Amount
PH Administrator / Health Officer	0.25	0.25	0.25	0.25	34,507
Social Security		7.65%			2,640
Worker's Compensation		1.00%			345
Unemployment		0.60%			207
Total Personnel Services					<u>37,699</u>

VETERANS SERVICES



Douglas County, Oregon
 Health and Social Services Fund
 Veterans Services (4040)

	Actual FY 16-17	Actual FY 17-18	Actual FY 18-19	Revised Budget FY 19-20	Proposed FY 20-21	Approved FY 20-21	Adopted FY 20-21
<u>RESOURCES</u>							
Intergovernmental Revenues	88,522	150,430	156,499	149,930	149,930	149,930	149,930
Charges and Other Revenues	191	33	396				
Total Revenue	88,713	150,463	156,895	149,930	149,930	149,930	149,930
<u>REQUIREMENTS</u>							
Personnel Services	229,685	250,346	271,803	307,800	343,750	343,750	343,750
Materials and Services	20,794	37,739	31,776	33,223	30,054	30,054	30,054
Capital Outlay	1,067		34,543				
Transfers Out - General Fund	16,529	16,529	16,529	23,831	26,653	26,653	26,653
Total Expenditures	268,075	304,614	354,651	364,854	400,457	400,457	400,457
<i>Use of General County Resources</i>	179,362	154,151	197,756	214,924	250,527	250,527	250,527
Staffing FTE	3.60	4.60	4.60	5.00	5.00	5.00	5.00

--Due to a software upgrade account numbers and descriptions may have changed or been combined.

Douglas County, Oregon
 Health and Social Services Fund
 Veterans Services

Department Detail

		Actual	Actual	Revised	Proposed	Approved	Adopted
		FY 17-18	FY 18-19	Budget	FY 20-21	FY 20-21	FY 20-21
				FY 19-20			
2070-40-4040-338003	State OR Dept Veterans Affairs	149,930	156,499	149,930	149,930	149,930	149,930
2070-40-4040-339500	Local Assistance	500	0	0	0	0	0
2070-40-4040-387900	Miscellaneous Revenues	33	396	0	0	0	0
Total Revenue		150,463	156,895	149,930	149,930	149,930	149,930
2070-40-4040-400000	Regular Employees	155,693	175,788	180,279	190,703	190,703	190,703
2070-40-4040-403000	Temporary Employees	4,642	0	0	0	0	0
2070-40-4040-405000	Overtime	634	89	0	0	0	0
2070-40-4040-450000	PERS	31,922	21,593	47,971	76,819	76,819	76,819
2070-40-4040-451000	Social Security	11,836	12,582	15,704	16,234	16,234	16,234
2070-40-4040-452000	Worker's Compensation	1,207	1,319	1,540	2,122	2,122	2,122
2070-40-4040-453000	Unemployment	2,412	1,759	2,053	1,273	1,273	1,273
2070-40-4040-454000	Medical and Dental Insurance	42,000	58,673	60,253	56,599	56,599	56,599
Total Personnel Services		250,346	271,803	307,800	343,750	343,750	343,750
2070-40-4040-629500	Equipment-Noninventory	5,300	5,317	2,175	1,025	1,025	1,025
2070-40-4040-629900	Other Materials and Supplies	372	300	700	700	700	700
2070-40-4040-645002	Equipment/Vehicle Copy Mach	287	445	600	600	600	600
2070-40-4040-646000	Software	68	154	729	110	110	110
2070-40-4040-646002	Software Maintenance	2,322	853	2,245	2,245	2,245	2,245
2070-40-4040-650000	Interdept Vehicle Expense	608	3,331	1,000	1,000	1,000	1,000
2070-40-4040-668001	Communication Telephone	886	1,206	1,984	1,984	1,984	1,984
2070-40-4040-671555	Workers' Comp Interdept Charges	1,055	0	0	0	0	0
2070-40-4040-672001	Fire/Liab Interdept Charges	2,285	5,500	5,600	4,200	4,200	4,200
2070-40-4040-673000	Liability Claims	1,866	0	0	0	0	0
2070-40-4040-730000	Advertising/Publicity	0	121	0	0	0	0
2070-40-4040-735000	Printing	596	628	1,000	1,000	1,000	1,000
2070-40-4040-740000	Office Supplies and Expenses	2,672	9,665	5,000	5,000	5,000	5,000
2070-40-4040-741000	Postage	614	1,121	1,000	1,000	1,000	1,000
2070-40-4040-742001	Photos and Copying Dup Svcs	0	500	0	0	0	0
2070-40-4040-755000	Travel	19	19	0	0	0	0
2070-40-4040-755080	Travel Mileage Reimbursement	0	164	500	500	500	500
2070-40-4040-756000	Conventions Schools Seminars	6,045	2,002	10,000	10,000	10,000	10,000

--Due to a software upgrade account numbers and descriptions may have changed or been combined.

Douglas County, Oregon
 Health and Social Services Fund
 Veterans Services

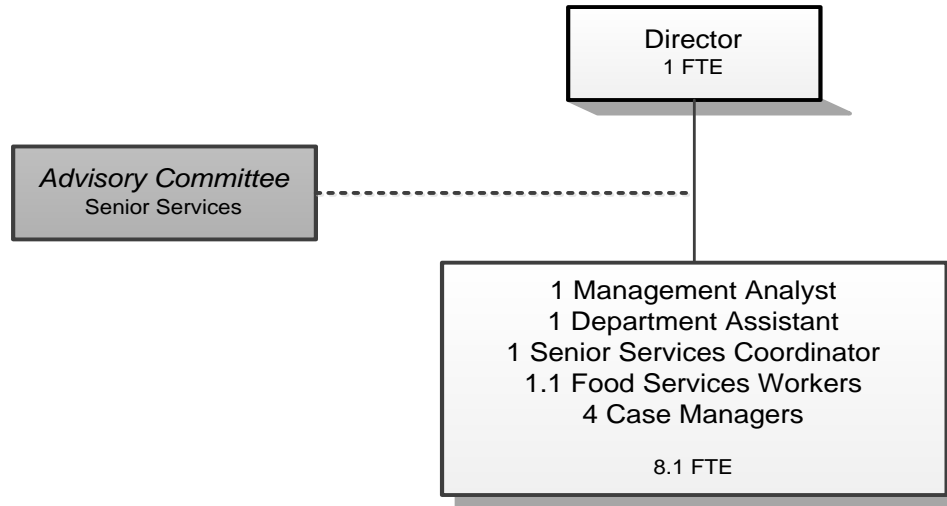
Department Detail

		Actual	Actual	Revised	Proposed	Approved	Adopted
		FY 17-18	FY 18-19	Budget	FY 20-21	FY 20-21	FY 20-21
				FY 19-20			
2070-40-4040-758000	Dues and Memberships	345	450	690	690	690	690
2070-40-4040-785000	Pre-employment Testing	70	0	0	0	0	0
2070-40-4040-790000	Miscellaneous	12,329	0	0	0	0	0
Total Materials and Services		37,739	31,776	33,223	30,054	30,054	30,054
2070-40-4040-820099	Furniture and Equipment Noninv	0	4,543	0	0	0	0
2070-40-4040-830000	Vehicles and Heavy Equipment	0	30,000	0	0	0	0
Total Capital Outlay		0	34,543	0	0	0	0
2070-40-4040-950100	Transfers To General Fund	16,529	16,529	23,831	26,653	26,653	26,653
Total Other Requirements		16,529	16,529	23,831	26,653	26,653	26,653
Total Expenditures		304,614	354,651	364,854	400,457	400,457	400,457

Douglas County, Oregon
Health and Social Services Fund
Veterans Services

PERSONNEL SERVICES					
	Actual	Actual	Revised	Budget	
	FTE	FTE	Budget	FY 20-21	
	FY 17-18	FY 18-19	FTE	FTE	Amount
Veterans Service Officer	1.00	1.00	1.00	1.00	73,398
Veterans Claims Specialist	2.60	2.60	2.40	2.40	94,985
Department Assistant 4	1.00				
Senior Department Assistant		1.00	1.60	1.60	43,820
Total Regular	<u>4.60</u>	<u>4.60</u>	<u>5.00</u>	<u>5.00</u>	<u>212,203</u>
<i>Vacancy Credit</i>					(21,500)
PERS		33.86%, 44.00%			76,819
Social Security		7.65%			16,234
Worker's Compensation		1.00%			2,122
Unemployment		0.60%			1,273
Medical & Dental Insurance		Varied			56,599
Total Personnel Services					<u><u>343,750</u></u>

SENIOR SERVICES



Douglas County, Oregon
 Health and Social Services Fund
 Senior Services Division (4050)

	Actual FY 16-17	Actual FY 17-18	Actual FY 18-19	Revised Budget FY 19-20	Proposed FY 20-21	Approved FY 20-21	Adopted FY 20-21
<u>RESOURCES</u>							
Intergovernmental Revenues	1,241,471	1,333,988	1,461,392	1,595,250	1,474,401	1,474,401	1,474,401
Charges and Other Revenues	59,780	64,054	65,536	58,290	60,100	60,100	60,100
Total	1,301,251	1,398,042	1,526,928	1,653,540	1,534,501	1,534,501	1,534,501
<u>REQUIREMENTS</u>							
Personnel Services	570,597	594,146	664,266	863,205	738,574	738,574	738,574
Materials and Services	819,047	841,803	901,995	981,266	935,809	935,809	935,809
Capital Outlay				37,000			
Transfers Out - General Fund	47,275	48,115	48,115	48,115	48,115	48,115	48,115
Total	1,436,919	1,484,064	1,614,376	1,929,586	1,722,498	1,722,498	1,722,498
Ending Balance (Use Restricted)			5,135				
<u>Use of General County Resources</u>	135,668	86,022	92,583	276,046	187,997	187,997	187,997
<u>Staffing FTE</u>	10.00	9.30	9.30	9.10	9.10	9.10	9.10

--Due to a software upgrade account numbers and descriptions may have changed or been combined.

Douglas County, Oregon
 Health and Social Services Fund
 Senior Services

Department Detail

		Actual	Actual	Revised	Proposed	Approved	Adopted
		FY 17-18	FY 18-19	Budget	FY 20-21	FY 20-21	FY 20-21
				FY 19-20			
2070-40-4050-268001	Congregate Senior Meals	42,579	38,213	37,500	38,300	38,300	38,300
2070-40-4050-268002	Home Delivered Senior Meals	16,756	15,759	15,500	15,000	15,000	15,000
2070-40-4050-268010	Seniors Home Care	2,880	3,021	2,400	3,000	3,000	3,000
2070-40-4050-322000	St/Fed Dept of Human Services	58,852	55,942	78,233	20,000	20,000	20,000
2070-40-4050-322001	St/Fed DHS SSD Title 19 Reimb	82,601	93,459	108,489	102,521	102,521	102,521
2070-40-4050-322002	St/Fed DHS OAA IIIB Soc Svcs	165,877	180,407	162,290	181,581	181,581	181,581
2070-40-4050-322003	St/Fed DHS OAA IIIC1 Cong Meal	235,765	235,171	216,568	217,250	217,250	217,250
2070-40-4050-322004	St/Fed DHS OAA IIIC2 Home Delv	126,989	143,563	112,168	135,076	135,076	135,076
2070-40-4050-322005	St/Fed DHS NSIP Cash-in-Lieu	74,856	74,855	78,924	51,912	51,912	51,912
2070-40-4050-322006	St/Fed DHS OAA IIID In-HomeSvc	2,198	39,195	9,954	24,006	24,006	24,006
2070-40-4050-322007	St/Fed DHS OAA IIIE FamilyCare	43,724	36,216	41,340	42,260	42,260	42,260
2070-40-4050-322008	St/Fed DHS OAA IIIE FCG Meals	53,061	47,446	81,000	42,000	42,000	42,000
2070-40-4050-322009	St/Fed DHS VII B ElderAbusePrv	2,338	0	1,979	5,381	5,381	5,381
2070-40-4050-322010	St/Fed DHS Title 19-Home Delv	32,407	52,289	42,000	70,700	70,700	70,700
2070-40-4050-322013	St/Fed DHS FFCRA	0	0	119,000	0	0	0
2070-40-4050-332000	State Dept of Human Services	1,679	1,786	5,773	214	214	214
2070-40-4050-332001	State DHS OR Project Indepndnc	106,705	119,385	109,578	109,530	109,530	109,530
2070-40-4050-332002	State DHS OPI Home Care Worker	246,128	282,139	282,770	296,800	296,800	296,800
2070-40-4050-332003	State DHS OPI Meals	23,039	20,480	18,700	24,700	24,700	24,700
2070-40-4050-332004	State DHS ADRC Options ConsIng	8,618	8,437	39,984	29,219	29,219	29,219
2070-40-4050-332005	State DHS ADRC Mental Health	8,387	3,978	20,000	32,251	32,251	32,251
2070-40-4050-332007	State DHS ADRC Veterans	49,539	55,919	66,500	89,000	89,000	89,000
2070-40-4050-339500	Local Assistance	11,225	10,725	0	0	0	0
2070-40-4050-384xxx	Contributions and Donations	1,569	3,315	2,800	3,800	3,800	3,800
2070-40-4050-387500	Expense Reimbursements	270	90	90	0	0	0
2070-40-4050-387900	Miscellaneous Revenues	0	5,138	0	0	0	0
Total Revenue		1,398,042	1,526,928	1,653,540	1,534,501	1,534,501	1,534,501
2070-40-4050-400000	Regular Employees	330,928	362,640	459,540	401,469	401,469	401,469
2070-40-4050-403000	Temporary Employees	27,956	32,556	29,585	26,000	26,000	26,000
2070-40-4050-450000	PERS	97,031	108,330	170,497	148,745	148,745	148,745
2070-40-4050-451000	Social Security	26,562	28,841	37,419	32,701	32,701	32,701
2070-40-4050-452000	Worker's Compensation	2,692	2,964	3,670	4,275	4,275	4,275

--Due to a software upgrade account numbers and descriptions may have changed or been combined.

Douglas County, Oregon
 Health and Social Services Fund
 Senior Services

Department Detail

		Actual	Actual	Revised	Proposed	Approved	Adopted
		FY 17-18	FY 18-19	Budget	FY 20-21	FY 20-21	FY 20-21
2070-40-4050-453000	Unemployment	5,377	3,952	4,891	2,563	2,563	2,563
2070-40-4050-454000	Medical and Dental Insurance	103,600	124,983	157,603	122,821	122,821	122,821
Total Personnel Services		594,146	664,266	863,205	738,574	738,574	738,574
2070-40-4050-509900	Other Professional Services	10,680	7,703	14,094	3,860	3,860	3,860
2070-40-4050-530000	Health & Social Svcs Contracts	14,500	36,871	48,890	55,000	55,000	55,000
2070-40-4050-533505	Senior Food Services Contracts	201,101	201,357	202,800	198,000	198,000	198,000
2070-40-4050-533507	Senior Other Agency Food Svcs	16,000	16,000	35,000	16,000	16,000	16,000
2070-40-4050-533510	Senior Home Delivered Food	217,831	212,508	254,050	219,200	219,200	219,200
2070-40-4050-533525	Senior Legal Services	4,717	7,489	8,342	13,300	13,300	13,300
2070-40-4050-533535	Senior Family Caregiver	0	2,966	0	3,000	3,000	3,000
2070-40-4050-537010	Home Care Workers Contracts	246,128	282,139	282,770	294,893	294,893	294,893
2070-40-4050-579055	Transp Cost Volunteer Reimb	15,756	15,162	15,000	16,600	16,600	16,600
2070-40-4050-629500	Equipment-Noninventory	2,382	2,114	2,960	3,000	3,000	3,000
2070-40-4050-629900	Other Materials and Supplies	857	2,657	2,280	3,320	3,320	3,320
2070-40-4050-640000	Land and Building Rent	46,944	47,817	54,585	48,236	48,236	48,236
2070-40-4050-645002	Equipment/Vehicle Copy Mach	313	341	320	925	925	925
2070-40-4050-646000	Software	0	25	0	300	300	300
2070-40-4050-646002	Software Maintenance	780	154	0	0	0	0
2070-40-4050-650000	Interdept Vehicle Expense	12,388	10,309	9,660	9,100	9,100	9,100
2070-40-4050-651000	Equip/Vehicle Maint & Repair	0	0	50	0	0	0
2070-40-4050-651002	Equip/Vehicle Service Contract	663	766	932	775	775	775
2070-40-4050-668001	Communication Telephone	10,665	10,384	10,390	9,550	9,550	9,550
2070-40-4050-671555	Workers' Comp InterdeptCharges	2,000	2,000	0	0	0	0
2070-40-4050-672001	Fire/Liab Interdept Charges	6,090	11,000	12,500	8,500	8,500	8,500
2070-40-4050-673000	Liability Claims	0	2,000	0	0	0	0
2070-40-4050-680000	Laundry and Dry Cleaning	5,739	3,935	3,530	5,150	5,150	5,150
2070-40-4050-685000	License and Permit Fees	1,920	1,920	1,921	2,170	2,170	2,170
2070-40-4050-692000	Awards and Recognitions	264	0	0	100	100	100
2070-40-4050-730000	Advertising/Publicity	4,573	6,033	3,800	2,550	2,550	2,550
2070-40-4050-740000	Office Supplies and Expenses	3,469	3,431	3,135	3,310	3,310	3,310
2070-40-4050-741000	Postage	1,282	1,392	1,110	1,425	1,425	1,425
2070-40-4050-750000	Subscriptions Books & Periodi	673	745	410	0	0	0

--Due to a software upgrade account numbers and descriptions may have changed or been combined.

Douglas County, Oregon
 Health and Social Services Fund
 Senior Services

Department Detail

		Actual	Actual	Revised	Proposed	Approved	Adopted
		FY 17-18	FY 18-19	Budget	FY 20-21	FY 20-21	FY 20-21
				FY 19-20			
2070-40-4050-755080	Travel Mileage Reimbursement	2,522	2,016	1,740	1,960	1,960	1,960
2070-40-4050-756000	Conventions Schools Seminars	5,057	5,206	3,967	8,540	8,540	8,540
2070-40-4050-756005	Conv Schools Sem Volunteers	0	9	0	0	0	0
2070-40-4050-758000	Dues and Memberships	4,731	5,067	6,300	6,075	6,075	6,075
2070-40-4050-780000	Legal Publication and Printing	952	0	0	500	500	500
2070-40-4050-782000	Advisory Committee Expense	66	27	50	50	50	50
2070-40-4050-785000	Pre-employment Testing	760	440	680	420	420	420
2070-40-4050-786500	Bank Card Fees	0	12	0	0	0	0
Total Materials and Services		841,803	901,995	981,266	935,809	935,809	935,809
2070-40-4050-820000	Furniture and Equipment	0	0	7,000	0	0	0
2070-40-4050-830000	Vehicles & HeavyEquipment	0	0	30,000	0	0	0
Total Capital Outlay		0	0	37,000	0	0	0
2070-40-4050-950100	Transfers To General Fund	48,115	48,115	48,115	48,115	48,115	48,115
Total Other Requirements		48,115	48,115	48,115	48,115	48,115	48,115
Total Expenditures		1,484,064	1,614,376	1,929,586	1,722,498	1,722,498	1,722,498

--Due to a software upgrade account numbers and descriptions may have changed or been combined.

Douglas County, Oregon
Health and Social Services Fund
Senior Services Division

PERSONNEL SERVICES					
	Actual	Actual	Revised	Budget	
	FTE	FTE	Budget	FY 20-21	
	FY 17-18	FY 18-19	FY 19-20	FTE	Amount
Senior Services Director	1.00	1.00	1.00	1.00	69,725
Senior Services Case Manager	4.50	4.20	4.00	4.00	181,836
Senior Services Coordinator	1.00	1.00	1.00	1.00	33,260
Food Service Worker	1.10	1.10	1.10	1.10	28,218
Management Analyst 2	1.00	1.00	1.00	1.00	60,632
Department Assistant	0.70	1.00	1.00	1.00	27,798
Total Regular	9.30	9.30	9.10	9.10	401,469
Temporary					26,000
PERS		33.86%, 44.00%			148,745
Social Security		7.65%			32,701
Worker's Compensation		1.00%			4,275
Unemployment		0.60%			2,563
Medical & Dental Insurance		Varied			122,821
Total Personnel Services					738,574

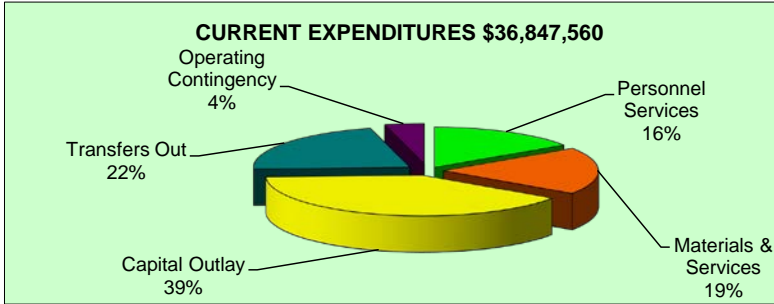
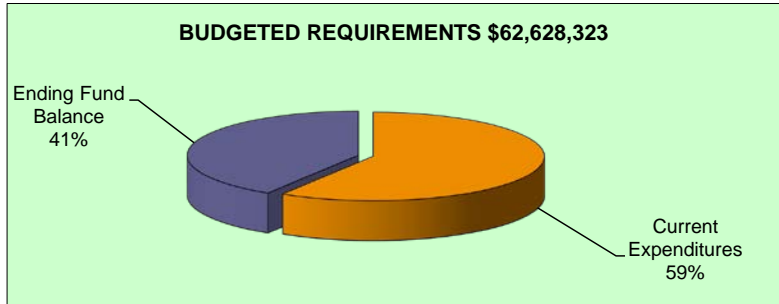
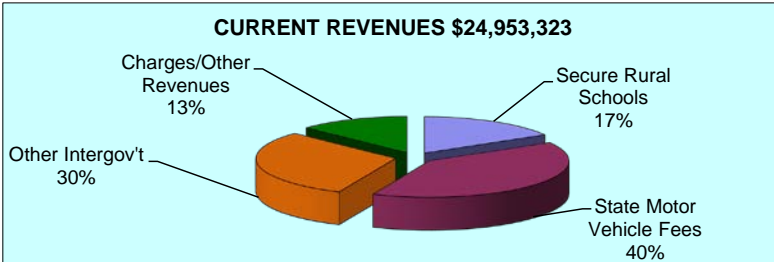
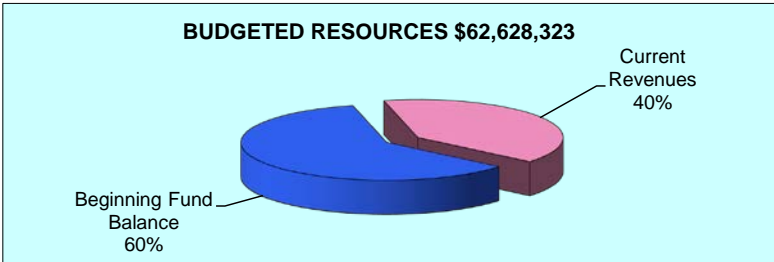
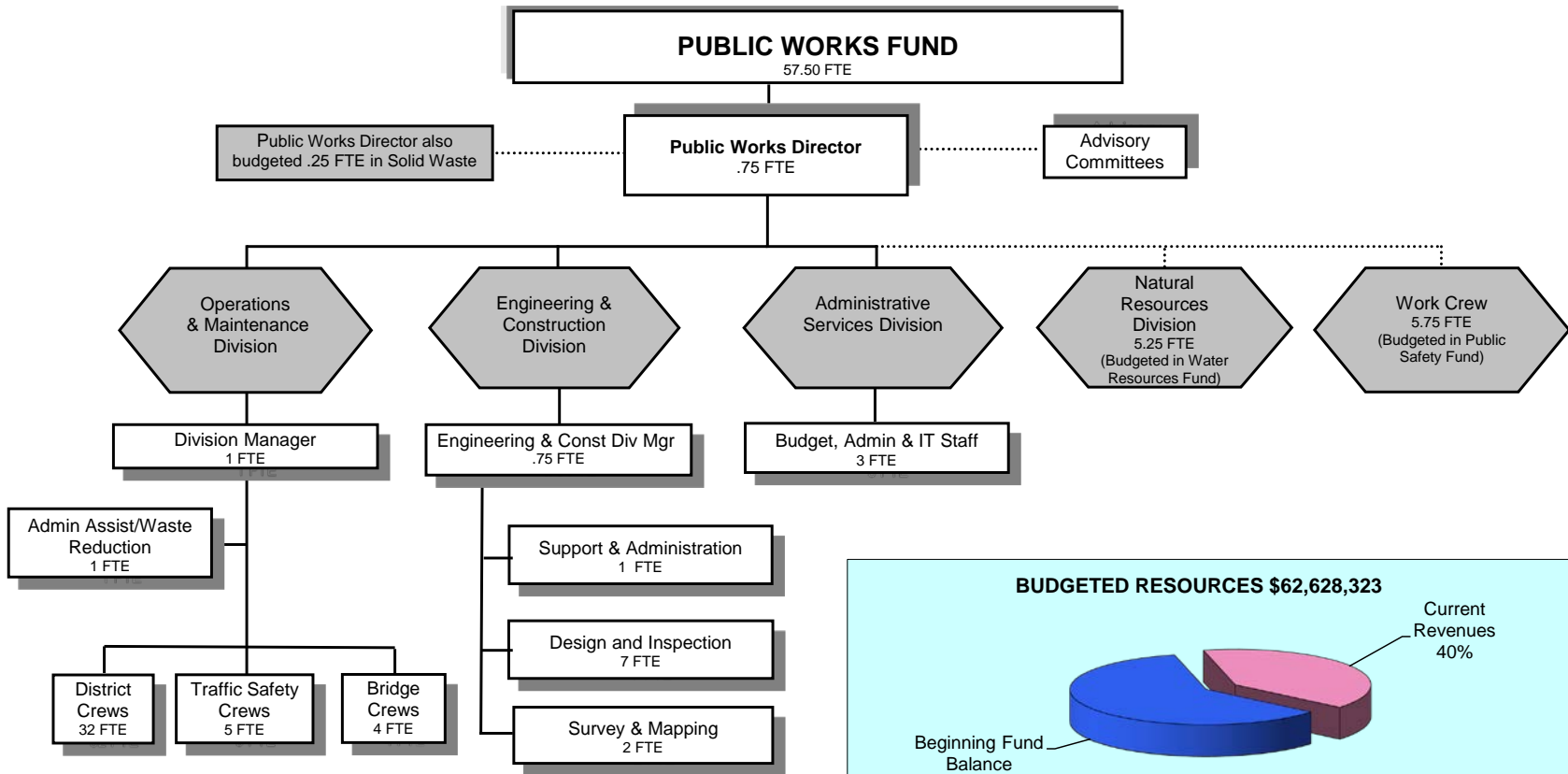
Douglas County, Oregon
 Health and Social Services Fund
 Administrative and Department Services (4090)

	Actual FY 16-17	Actual FY 17-18	Actual FY 18-19	Revised Budget FY 19-20	Proposed FY 20-21	Approved FY 20-21	Adopted FY 20-21
<u>RESOURCES</u>							
Beginning Balance (Use Restricted)	422,916	422,916	310,870				
Charges and Other Revenues	4,041	1,806	750				
Interest	7,442	10,947	14,531				
Total Revenue	11,483	12,753	15,281				
TOTAL RESOURCES	434,399	435,669	326,151				
<u>REQUIREMENTS</u>							
Personnel Services		(93)					
Materials and Services	7,325	7,159	931	1,000	1,000	1,000	1,000
Total Expenditures	7,325	7,066	931	1,000	1,000	1,000	1,000
Ending Balance (Use Restricted)	422,916	310,870	310,870				
TOTAL REQUIREMENTS	430,241	317,936	311,801	1,000	1,000	1,000	1,000
Use of General County Resources	(4,158)	(117,733)	(14,350)	1,000	1,000	1,000	1,000
Staffing FTE							

Douglas County, Oregon
 Health and Social Services Fund
 Administrative and Department Services

Department Detail

		Actual	Actual	Revised	Proposed	Approved	Adopted
		FY 17-18	FY 18-19	Budget	FY 20-21	FY 20-21	FY 20-21
				FY 19-20			
2070-40-4090-380000	Interest General Investments	10,947	14,531	0	0	0	0
2070-40-4090-382003	Land/Building Rents & Leases	1,800	750	0	0	0	0
2070-40-4090-387900	Miscellaneous Revenues	6	0	0	0	0	0
Total Revenue		12,753	15,281	0	0	0	0
2070-40-4090-450000	PERS	(93)	0	0	0	0	0
Total Personnel Services		(93)	0	0	0	0	0
2070-40-4090-668001	Communication Telephone	498	0	0	0	0	0
2070-40-4090-668500	Utilities	6,661	931	0	0	0	0
2070-40-4090-790000	Miscellaneous	0	0	1,000	1,000	1,000	1,000
Total Materials and Services		7,159	931	1,000	1,000	1,000	1,000
Total Expenditures		7,066	931	1,000	1,000	1,000	1,000



Douglas County, Oregon
Public Works Fund (201)
Summary

	Actual FY 16-17	Actual FY 17-18	Actual FY 18-19	Revised Budget FY 19-20	Proposed FY 20-21	Approved FY 20-21	Adopted FY 20-21
<u>RESOURCES</u>							
Beginning Fund Balance	63,553,435	54,315,156	48,807,606	44,800,000	37,000,000	37,000,000	37,675,000
Intergovernmental Revenues:							
Timber Receipts	769,272			620,000			
Secure Rural Schools (SRS) Title I - Forest Service		4,864,668	4,591,823		4,144,120	4,144,120	4,144,120
State Motor Vehicle Fees	7,774,061	8,442,286	9,767,680	9,953,453	9,978,904	9,978,904	9,978,904
Other	59,365	1,785,282	3,200,995	11,045,346	7,622,659	7,622,659	7,622,659
Charges, Fines, Fees	373,524	212,799	477,479	49,000	35,000	35,000	35,000
Interest	690,466	756,115	1,058,870	528,000	800,000	800,000	800,000
Transfers In: Title III	657,776	528,017	430,245	2,600,000	2,372,640	2,372,640	2,372,640
Total Revenues	10,324,464	16,589,167	19,527,092	24,795,799	24,953,323	24,953,323	24,953,323
TOTAL RESOURCES	73,877,899	70,904,323	68,334,698	69,595,799	61,953,323	61,953,323	62,628,323
<u>REQUIREMENTS</u>							
Personnel Services	5,033,145	4,870,738	4,660,055	5,922,638	5,753,760	5,753,760	5,753,760
Materials and Services	5,752,779	5,859,764	5,445,773	8,123,412	6,961,420	6,961,420	6,961,420
Capital Outlay	3,420,624	5,740,708	3,934,993	18,018,522	14,002,225	14,002,225	14,677,225
Operating Contingency				1,550,000	1,500,000	1,500,000	1,500,000
Transfers Out: General Fund	715,000	817,000	970,000	1,150,000	1,075,000	1,075,000	1,075,000
County Forest Management Fund	60,000	60,000	60,000	60,000	60,000	60,000	60,000
Public Safety Fund - Radio	385,463	289,097	385,463	60,000	60,000	60,000	60,000
Public Safety Fund - Sheriff	4,195,732	4,459,410	6,050,000	6,251,872	6,760,155	6,760,155	6,760,155
Total Expenditures	19,562,743	22,096,717	21,506,284	41,136,444	36,172,560	36,172,560	36,847,560
Ending Fund Balance	54,315,156	48,807,606	46,828,414	28,459,355	25,780,763	25,780,763	25,780,763
TOTAL REQUIREMENTS	73,877,899	70,904,323	68,334,698	69,595,799	61,953,323	61,953,323	62,628,323
Change in Fund Balance	(9,238,279)	(5,507,550)	(1,979,192)	(16,340,645)	(11,219,237)	(11,219,237)	(11,894,237)
Staffing FTE	62.75	61.00	59.75	60.50	57.50	57.50	57.50

Douglas County, Oregon
Public Works Fund
Revenues

Detailed Revenues

		Actual	Actual	Revised	Proposed	Approved	Adopted
		FY 17-18	FY 18-19	Budget	FY 20-21	FY 20-21	FY 20-21
				FY 19-20			
2010-20-3000-240000	Outside Sales & Services	4,861	2,250	0	0	0	0
2010-20-3000-245050	SW Recycled Metal Sales	1,175	0	0	0	0	0
2010-20-3000-289000	Interdept Charges for Services	155,021	105,987	0	0	0	0
2010-20-2100-289903	Traffic Signal Fees Misc Chrgs	95	0	0	0	0	0
2010-20-2300-300002	Justice Court Fines	713	0	0	0	0	0
2010-20-3000-303000	Restitution	0	195	0	0	0	0
2010-20-3000-311001	Fed-Forest Receipts SRS 2008	3,986,134	4,591,823	0	4,144,120	4,144,120	4,144,120
2010-20-3000-311030	Fed-Forest Timber Receipts	878,534	0	620,000	0	0	0
2010-20-3000-312000	Fed-BLM Land Sales	13,322	26,696	0	0	0	0
2010-20-3000-325301	St/Fed OEM Emerg Mgmt Asst	0	0	474,000	0	0	0
2010-20-3000-334000	State Dept of Transportation	1,497,188	960,977	10,571,346	7,602,659	7,602,659	7,602,659
2010-20-3000-339500	Local Assistance	200,000	2,126,298	0	0	0	0
2010-20-3000-345003	Shared Rev Motor Vehicle Fees	8,426,754	9,721,177	9,953,453	9,933,304	9,933,304	9,933,304
2010-20-3000-345015	Shared Rev ODOT Sm Co Distrib	15,532	46,503	0	45,600	45,600	45,600
2010-20-3000-365000	Other Intergovernmental	74,772	87,024	0	20,000	20,000	20,000
2010-20-3000-378001	Road Special Assessments	4,741	3,921	14,000	0	0	0
2010-20-3000-380000	Interest General Investments	755,697	1,058,291	525,000	800,000	800,000	800,000
2010-20-3000-381002	Assessments Interest	418	579	3,000	0	0	0
2010-20-3000-382000	Rents Leases and Royalties	22,200	27,746	23,000	23,000	23,000	23,000
2010-20-3000-387000	Other Sales	50	0	0	0	0	0
2010-20-3000-387080	Sale of Inventory	6,650	181,885	0	0	0	0
2010-20-3000-387522	Jury/Witness Exp Reimbursemnts	0	20	0	0	0	0
2010-20-3000-387900	Miscellaneous Revenues	1,622	117,485	2,000	2,000	2,000	2,000
2010-20-3000-387990	Misc Subrogating Claim Recovry	4,071	28,470	0	0	0	0
2010-20-2100-387900	Miscellaneous Revenues	11,600	9,520	10,000	10,000	10,000	10,000
2010-20-3000-390216	Transfers From Title III	528,017	430,245	2,600,000	2,372,640	2,372,640	2,372,640
Total Revenue		16,589,167	19,527,092	24,795,799	24,953,323	24,953,323	24,953,323

Douglas County, Oregon
Public Works Fund
Administration (2000)

	Actual FY 16-17	Actual FY 17-18	Actual FY 18-19	Revised Budget FY 19-20	Proposed FY 20-21	Approved FY 20-21	Adopted FY 20-21
<u>REQUIREMENTS</u>							
Personnel Services	437,011	437,119	409,197	491,253	467,011	467,011	467,011
Materials and Services	43,030	11,883	4,775	16,750	19,250	19,250	19,250
Capital Outlay		33,139					
Total Requirements	480,041	482,141	413,972	508,003	486,261	486,261	486,261
Staffing FTE	4.00	4.00	3.75	3.75	3.75	3.75	3.75

Douglas County, Oregon
Public Works Fund
Administration

Department Detail

		Actual	Actual	Revised	Proposed	Approved	Adopted
		FY 17-18	FY 18-19	Budget	FY 20-21	FY 20-21	FY 20-21
				FY 19-20			
2010-20-2000-400000	Regular Employees	251,304	257,489	277,494	275,919	275,919	275,919
2010-20-2000-403000	Temporary Employees	34,948	2,047	6,859	0	0	0
2010-20-2000-405000	Overtime	165	0	0	0	0	0
2010-20-2000-450000	PERS	71,569	62,735	96,281	93,426	93,426	93,426
2010-20-2000-451000	Social Security	21,439	19,146	21,753	21,108	21,108	21,108
2010-20-2000-452000	Worker's Compensation	2,148	1,946	2,133	1,380	1,380	1,380
2010-20-2000-453000	Unemployment	1,431	1,298	1,422	828	828	828
2010-20-2000-454000	Medical and Dental Insurance	54,115	64,536	85,311	74,350	74,350	74,350
Total Personnel Services		437,119	409,197	491,253	467,011	467,011	467,011
2010-20-2000-519900	Other Technical Services	16	0	1,000	1,000	1,000	1,000
2010-20-2000-629500	Equipment-Noninventory	0	0	500	500	500	500
2010-20-2000-646000	Software	0	0	1,000	1,000	1,000	1,000
2010-20-2000-650000	Interdept Vehicle Expense	0	0	0	8,500	8,500	8,500
2010-20-2000-651000	Equip/Vehicle Maint & Repair	8,606	2,164	6,500	0	0	0
2010-20-2000-668001	Communication Telephone	193	70	750	750	750	750
2010-20-2000-671555	Workers' Comp InterdeptCharges	212	0	0	0	0	0
2010-20-2000-740000	Office Supplies and Expenses	895	1,649	3,000	3,000	3,000	3,000
2010-20-2000-741000	Postage	129	100	500	500	500	500
2010-20-2000-756000	Conventions Schools Seminars	1,642	789	2,500	3,000	3,000	3,000
2010-20-2000-758000	Dues and Memberships	190	3	1,000	1,000	1,000	1,000
Total Materials and Services		11,883	4,775	16,750	19,250	19,250	19,250
2010-20-2000-830000	Vehicles and Heavy Equipment	33,139	0	0	0	0	0
Total Capital Outlay		33,139	0	0	0	0	0
Total Expenditures		482,141	413,972	508,003	486,261	486,261	486,261

Douglas County, Oregon
Public Works Fund
Administration

PERSONNEL SERVICES					
	Actual	Actual	Revised	Budget	
	FTE	FTE	Budget	FY 20-21	
	<u>FY 17-18</u>	<u>FY 18-19</u>	<u>FY 19-20</u>	<u>FTE</u>	<u>Amount</u>
Public Works Director	1.00	0.75	0.75	0.75	96,470
IS Tech Support Analyst 3	1.00	1.00	1.00	1.00	83,303
Information Systems Tech	1.00	1.00	1.00	1.00	50,261
Executive Admin Asst	<u>1.00</u>	<u>1.00</u>	<u>1.00</u>	<u>1.00</u>	<u>45,885</u>
Total Regular	<u>4.00</u>	<u>3.75</u>	<u>3.75</u>	<u>3.75</u>	<u>275,919</u>
PERS		33.86%,44.00%			93,426
Social Security		7.65%			21,108
Worker's Compensation		0.50%			1,380
Unemployment		0.30%			828
Medical & Dental Insurance		Varied			<u>74,350</u>
Total Personnel Services					<u><u>467,011</u></u>

	Actual FY 16-17	Actual FY 17-18	Actual FY 18-19	Revised Budget FY 19-20	Proposed FY 20-21	Approved FY 19-20	Adopted FY 19-20
<u>REQUIREMENTS</u>							
Personnel Services	971,164	786,113	814,716	1,146,560	1,107,170	1,107,170	1,107,170
Materials and Services	854,253	760,697	754,026	1,711,000	912,000	912,000	912,000
Capital Outlay	<u>3,204,231</u>	<u>4,799,585</u>	<u>2,425,916</u>	<u>16,569,522</u>	<u>12,442,225</u>	<u>12,442,225</u>	<u>12,442,225</u>
TOTAL REQUIREMENTS	5,029,648	6,346,395	3,994,658	19,427,082	14,461,395	14,461,395	14,461,395

Staffing FTE	12.75	12.00	11.00	10.75	10.75	10.75	10.75
---------------------	--------------	--------------	--------------	--------------	--------------	--------------	--------------

Capital Outlay:				PAVEMENT MANAGEMENT:			
Land (Right of Ways)	100,000			Crack Seal/Slurry Seal (Rsbg District)			200,000
F-150 4x4 Super Cab	32,000						
ROAD IMPROVEMENT PROJECTS:				BRIDGE/CULVERT PROJECTS:			
Carnes Rd (Hwy 42 to Happy Valley Rd)	4,000,000			Berry Creek Bridge			2,144,789
Garden Valley/Melrose Intersection	250,000			Soup Creek Bridge			1,958,286
Miscellaneous Slide Repair Projects	250,000			Dancer Creek Bridge			559,510
Salmon Harbor - FLAP	250,000			Conn Ford Creek Bridge			125,000
				Oakland Bridge			125,000
SAFETY IMPROVEMENT PROJECTS:				Windy Creek Bridge			<u>2,272,640</u>
RRFB Installation S Old Pacific Hwy	175,000						<u><u>12,442,225</u></u>

Douglas County, Oregon
Public Works Fund
Engineering

Department Detail

		Actual	Actual	Revised	Proposed	Approved	Adopted
		FY 17-18	FY 18-19	Budget	FY 20-21	FY 20-21	FY 20-21
				FY 19-20			
2010-20-2100-400000	Regular Employees	429,611	482,194	593,780	608,230	608,230	608,230
2010-20-2100-403000	Temporary Employees	29,625	1,568	49,750	25,000	25,000	25,000
2010-20-2100-405000	Overtime	2,043	34	15,000	5,000	5,000	5,000
2010-20-2100-450000	PERS	142,390	150,936	256,326	246,828	246,828	246,828
2010-20-2100-451000	Social Security	33,879	35,168	50,378	48,825	48,825	48,825
2010-20-2100-452000	Worker's Compensation	3,460	3,628	4,939	3,191	3,191	3,191
2010-20-2100-453000	Unemployment	2,305	2,420	3,293	1,915	1,915	1,915
2010-20-2100-454000	Medical and Dental Insurance	142,800	138,768	173,094	168,181	168,181	168,181
Total Personnel Services		786,113	814,716	1,146,560	1,107,170	1,107,170	1,107,170
2010-20-2100-502000	Engineering Services	59,757	39,539	150,000	150,000	150,000	150,000
2010-20-2100-509900	Other Professional Services	18,599	67,634	300,000	300,000	300,000	300,000
2010-20-2100-509976	Other Prof Svcs-DFPA	410,718	370,395	520,000	100,000	100,000	100,000
2010-20-2100-509978	Other Prof Svcs-Work Crew	117,298	56,201	280,000	0	0	0
2010-20-2100-513000	Material Testing	0	0	1,000	1,000	1,000	1,000
2010-20-2100-519900	Other Technical Services	6,867	10,558	60,000	60,000	60,000	60,000
2010-20-2100-607000	Field Supplies	1,205	215	3,000	3,000	3,000	3,000
2010-20-2100-629500	Equipment-Noninventory	1,668	4,646	30,000	5,000	5,000	5,000
2010-20-2100-629900	Other Materials and Supplies	401	700	5,000	5,000	5,000	5,000
2010-20-2100-646000	Software	29,391	48,519	155,000	100,000	100,000	100,000
2010-20-2100-650000	Interdept Vehicle Expense	0	0	0	30,000	30,000	30,000
2010-20-2100-651000	Equip/Vehicle Maint & Repair	11,394	12,355	30,000	0	0	0
2010-20-2100-651092	Equip/Vehicle Traffic Sfty Ill	23,400	22,219	22,000	25,000	25,000	25,000
2010-20-2100-668001	Communication Telephone	4,223	4,663	8,000	8,000	8,000	8,000
2010-20-2100-671555	Workers' Comp InterdeptCharges	0	0	0	1,000	1,000	1,000
2010-20-2100-672001	Fire/Liab Interdept Charges	48,000	80,000	80,000	50,000	50,000	50,000
2010-20-2100-685000	License and Permit Fees	1,759	32	10,000	10,000	10,000	10,000
2010-20-2100-740000	Office Supplies and Expenses	5,897	9,390	20,000	20,000	20,000	20,000
2010-20-2100-741000	Postage	254	247	2,000	2,000	2,000	2,000
2010-20-2100-756000	Conventions Schools Seminars	4,657	7,809	8,000	15,000	15,000	15,000
2010-20-2100-780000	Legal Publication and Printing	1,807	2,099	5,000	5,000	5,000	5,000
2010-20-2100-782000	Advisory Committee Expense	2,667	2,798	9,000	9,000	9,000	9,000

Douglas County, Oregon
Public Works Fund
Engineering

Department Detail

		Actual	Actual	Revised	Proposed	Approved	Adopted
		FY 17-18	FY 18-19	Budget	FY 20-21	FY 20-21	FY 20-21
				FY 19-20			
2010-20-2100-785000	Pre-employment Testing	0	108	1,000	1,000	1,000	1,000
2010-20-2100-790000	Miscellaneous	10,735	13,899	12,000	12,000	12,000	12,000
Total Materials and Services		760,697	754,026	1,711,000	912,000	912,000	912,000
2010-20-2100-800051	Land Noninventory Right of Way	0	82,955	25,000	100,000	100,000	100,000
2010-20-2100-820000	Furniture and Equipment	0	20,000	50,000	0	0	0
2010-20-2100-820099	Furniture and Equipment Noninv	4,884	8,674	0	0	0	0
2010-20-2100-830000	Vehicles and Heavy Equipment	0	0	0	32,000	32,000	32,000
2010-20-2100-880000	Work in Progress	421,722	1,323	0	0	0	0
2010-20-2100-890000	Infrastructure	101,558	0	16,494,522	12,310,225	12,310,225	12,310,225
2010-20-2100-890099	Infrastructure Noninventory	4,271,421	2,312,964	0	0	0	0
Total Capital Outlay		4,799,585	2,425,916	16,569,522	12,442,225	12,442,225	12,442,225
Total Expenditures		6,346,395	3,994,658	19,427,082	14,461,395	14,461,395	14,461,395

Douglas County, Oregon
Public Works Fund
Engineering

PERSONNEL SERVICES					
	Actual	Actual	Revised	Budget	
	FTE	FTE	Budget	FY 20-21	
	<u>FY 17-18</u>	<u>FY 18-19</u>	<u>FY 19-20</u>	<u>FTE</u>	<u>Amount</u>
Fleet & Engineering Manager	1.00				
Natural Resources Specialist			1.00	1.00	53,622
Eng & Const Division Engineer	1.00	1.00	0.75	0.75	64,981
Bridge Engineer		1.00	1.00	1.00	56,722
Engineering Srvy & Mp Supervisor	1.00	1.00			
Eng Contract Administrator		1.00	1.00	1.00	61,639
Engineering Systems Specialist	1.00	1.00	1.00	1.00	68,586
Engineering Technician 3	1.00	1.00	1.00	1.00	53,618
Engineering Technician 2	6.00	4.00	4.00	4.00	206,401
Office Manager 2	1.00	1.00	1.00	1.00	42,661
Total Regular	<u>12.00</u>	<u>11.00</u>	<u>10.75</u>	<u>10.75</u>	<u>608,230</u>
Temporary					25,000
Overtime					5,000
PERS		33.86%,44.00%			246,828
Social Security		7.65%			48,825
Worker's Compensation		0.50%			3,191
Unemployment		0.30%			1,915
Medical & Dental Insurance		Varied			<u>168,181</u>
Total Personnel Services					<u><u>1,107,170</u></u>

Douglas County, Oregon
Public Works Fund
Highway Operations and Maintenance (2200)

	Actual FY 16-17	Actual FY 17-18	Actual FY 18-19	Revised Budget FY 19-20	Proposed FY 20-21	Approved FY 20-21	Adopted FY 20-21
<u>REQUIREMENTS</u>							
Personnel Services	3,624,970	3,647,506	3,436,142	4,284,825	4,179,579	4,179,579	4,179,579
Materials and Services	4,855,496	5,087,184	4,686,972	6,395,662	6,030,170	6,030,170	6,030,170
Capital Outlay	216,393	907,984	1,509,077	1,449,000	1,560,000	1,560,000	2,235,000
TOTAL REQUIREMENTS	8,696,859	9,642,674	9,632,191	12,129,487	11,769,749	11,769,749	12,444,749
Staffing FTE	46.00	45.00	45.00	46.00	43.00	43.00	43.00

Capital Outlay							
Equipment Storage Facility	200,000						100,000
Heavy Duty Pickup with V-Plow (2)	150,000						320,000
Side Cast Broom	60,000						220,000
Pickup Truck (6)	195,000						300,000
Tilt Deck Trailer (2)	20,000						620,000
Trailer Mounted Compressor	50,000						<u>2,235,000</u>

Douglas County, Oregon
Public Works Fund
Highway Operations and Maintenance

Department Detail

		Actual	Actual	Revised	Proposed	Approved	Adopted
		FY 17-18	FY 18-19	Budget	FY 20-21	FY 20-21	FY 20-21
				FY 19-20			
2010-20-2200-400000	Regular Employees	1,872,402	1,788,012	2,103,099	2,081,397	2,081,397	2,081,397
2010-20-2200-403000	Temporary Employees	124,299	77,771	115,000	112,500	112,500	112,500
2010-20-2200-405000	Overtime	46,141	65,692	70,000	82,000	82,000	82,000
2010-20-2200-450000	PERS	647,680	611,213	911,364	911,593	911,593	911,593
2010-20-2200-451000	Social Security	154,463	144,573	175,040	174,107	174,107	174,107
2010-20-2200-452000	Worker's Compensation	81,713	77,258	91,523	68,276	68,276	68,276
2010-20-2200-453000	Unemployment	30,608	28,973	34,322	20,483	20,483	20,483
2010-20-2200-454000	Medical and Dental Insurance	690,200	642,650	784,477	729,223	729,223	729,223
Total Personnel Services		3,647,506	3,436,142	4,284,825	4,179,579	4,179,579	4,179,579
2010-20-2200-509900	Other Professional Services	3,567	0	10,000	3,000	3,000	3,000
2010-20-2200-519900	Other Technical Services	95,122	1,858,531	283,000	503,000	503,000	503,000
2010-20-2200-600001	Road/Bridge Materials Rock	758,849	180,156	658,200	708,200	708,200	708,200
2010-20-2200-600002	Road/Bridge Asphalt Concrete	2,143,057	477,669	1,500,000	1,250,000	1,250,000	1,250,000
2010-20-2200-600003	Road/Bridge Liquid Asphalt	113,502	566,720	825,000	850,000	850,000	850,000
2010-20-2200-600004	Road/Bridge Cement Concrete	184	898	30,000	30,000	30,000	30,000
2010-20-2200-600010	Road/Bridge Metal Reinforcemnt	0	96	10,000	10,000	10,000	10,000
2010-20-2200-600011	Road/Bridge Structural Steel	105	440	200,000	200,000	200,000	200,000
2010-20-2200-600015	Road/Bridge Structural Timber	338	0	9,000	9,000	9,000	9,000
2010-20-2200-600016	Road/Bridge Plywood	0	0	5,000	5,000	5,000	5,000
2010-20-2200-600017	Road/Bridge Materials Lumber	0	26	4,000	4,000	4,000	4,000
2010-20-2200-600018	Road/Bridge Fencing Materials	0	913	2,500	2,500	2,500	2,500
2010-20-2200-600020	Road/Bridge Culvert Pipe	49,278	0	90,000	90,000	90,000	90,000
2010-20-2200-600022	Road/Bridge Precast Concrete	0	31	10,000	10,000	10,000	10,000
2010-20-2200-600025	Road/Bridge Guard Rail Matrils	4,878	0	10,000	10,000	10,000	10,000
2010-20-2200-600080	Road/Bridge Explosives	0	0	10,000	10,000	10,000	10,000
2010-20-2200-601000	Signing Materials	0	0	560,000	200,000	200,000	200,000
2010-20-2200-601001	Signing Mtls Striping Paint	320,838	272,582	400,000	425,000	425,000	425,000
2010-20-2200-601002	Signing Materials Sign Mtls	19,217	14,355	55,000	35,000	35,000	35,000
2010-20-2200-601003	Signing Materials Sign Posts	2,564	6,987	50,000	30,000	30,000	30,000
2010-20-2200-601004	Signing Materials Delinators	4,975	3,997	12,000	15,000	15,000	15,000
2010-20-2200-605000	Chemicals	158,501	155,851	154,000	158,000	158,000	158,000
2010-20-2200-606000	Tools	7,574	8,804	19,500	16,500	16,500	16,500
2010-20-2200-606501	Fuel and Oil Gas	1,608	331	4,000	4,000	4,000	4,000
2010-20-2200-611000	Safety Supplies	4,952	1,770	7,000	7,000	7,000	7,000

--Due to a software upgrade account numbers and descriptions may have changed or been combined.

Douglas County, Oregon
Public Works Fund
Highway Operations and Maintenance

Department Detail

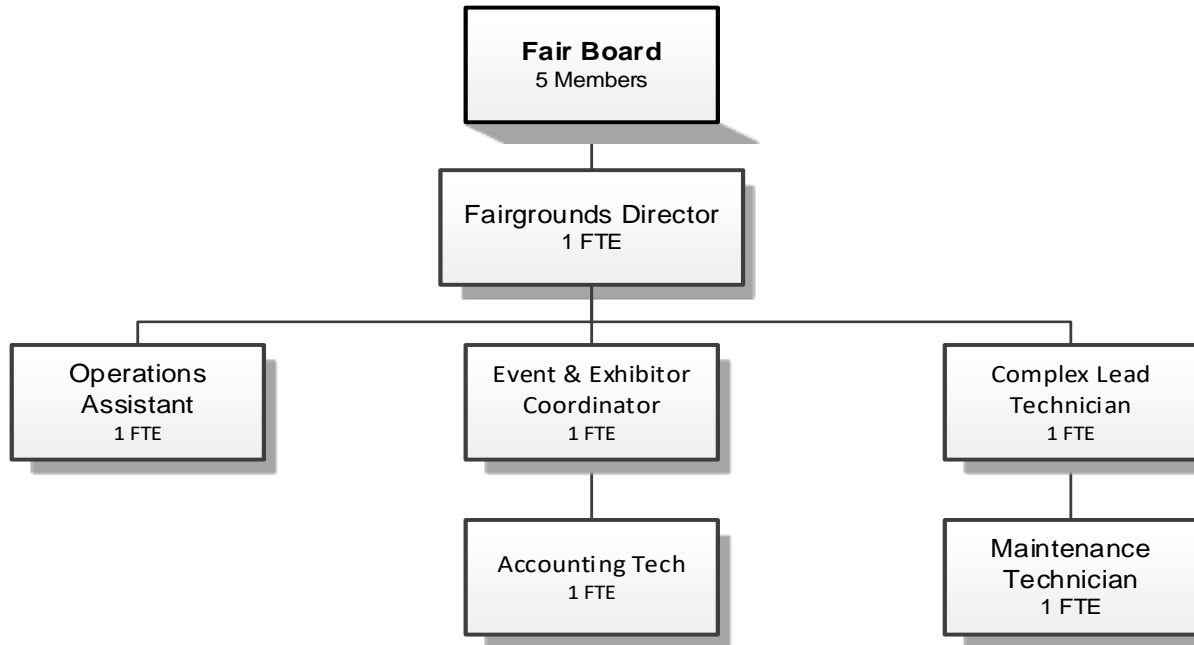
		Actual	Actual	Revised	Proposed	Approved	Adopted
		FY 17-18	FY 18-19	Budget	FY 20-21	FY 20-21	FY 20-21
				FY 19-20			
2010-20-2200-629500	Equipment-Noninventory	1,142	16,256	20,000	23,000	23,000	23,000
2010-20-2200-629900	Other Materials and Supplies	40,786	37,544	60,000	60,000	60,000	60,000
2010-20-2200-645000	Equipment/Vehicle Rent	0	2,156	26,817	24,000	24,000	24,000
2010-20-2200-645001	Equipment/Vehicle Opertg Lease	2,482	0	17,000	17,000	17,000	17,000
2010-20-2200-646000	Software	99	190	2,000	2,500	2,500	2,500
2010-20-2200-650000	Interdept Vehicle Expense	0	0	0	1,050,000	1,050,000	1,050,000
2010-20-2200-651000	Equip/Vehicle Maint & Repair	1,162,468	857,259	1,054,275	0	0	0
2010-20-2200-651002	Equip/Vehicle Service Contract	0	0	1,500	1,500	1,500	1,500
2010-20-2200-655000	Building and Grounds Maint	3,735	3,781	29,500	29,500	29,500	29,500
2010-20-2200-668001	Communication Telephone	12,443	11,883	16,600	17,600	17,600	17,600
2010-20-2200-668501	Utilities Electric	40,600	40,060	45,000	40,000	40,000	40,000
2010-20-2200-668502	Utilities Heat	3,940	3,383	6,750	6,000	6,000	6,000
2010-20-2200-668503	Utilities Water and Sewer	40,710	49,043	48,000	48,000	48,000	48,000
2010-20-2200-671555	Workers' Comp InterdeptCharges	764	3,377	0	2,600	2,600	2,600
2010-20-2200-672001	Fire/Liab Interdept Charges	48,000	81,000	81,000	50,000	50,000	50,000
2010-20-2200-673000	Liability Claims	4,220	55	11,000	11,000	11,000	11,000
2010-20-2200-680000	Laundry and Dry Cleaning	6,240	6,495	14,250	8,400	8,400	8,400
2010-20-2200-685000	License and Permit Fees	5,563	3,118	5,000	5,000	5,000	5,000
2010-20-2200-740000	Office Supplies and Expenses	6,778	3,912	7,700	8,700	8,700	8,700
2010-20-2200-741000	Postage	30	44	1,000	1,000	1,000	1,000
2010-20-2200-742000	Duplicating Services	11	0	270	270	270	270
2010-20-2200-756000	Conventions Schools Seminars	10,784	7,823	18,000	27,000	27,000	27,000
2010-20-2200-758000	Dues and Memberships	0	300	650	650	650	650
2010-20-2200-780000	Legal Publication and Printing	1,001	1,578	2,750	2,750	2,750	2,750
2010-20-2200-785000	Pre-employment Testing	6,279	7,458	7,400	7,500	7,500	7,500
2010-20-2200-790000	Miscellaneous	0	100	1,000	1,000	1,000	1,000
Total Materials and Services		5,087,184	4,686,972	6,395,662	6,030,170	6,030,170	6,030,170
2010-20-2200-810000	Buildings and Improvements	0	0	0	200,000	200,000	200,000
2010-20-2200-820000	Furniture and Equipment	0	0	34,000	0	0	0
2010-20-2200-820099	Furniture and Equipment Noninv	2,000	0	0	0	0	0
2010-20-2200-830000	Vehicles and Heavy Equipment	905,984	1,509,077	1,415,000	1,360,000	1,360,000	2,035,000
Total Capital Outlay		907,984	1,509,077	1,449,000	1,560,000	1,560,000	2,235,000
Total Expenditures		9,642,674	9,632,191	12,129,487	11,769,749	11,769,749	12,444,749

--Due to a software upgrade account numbers and descriptions may have changed or been combined.

Douglas County, Oregon
 Public Works Fund
 Highway Operations and Maintenance

PERSONNEL SERVICES					
	Actual	Actual	Revised	Budget	
	FTE	FTE	Budget	FY 20-21	
	FY 17-18	FY 18-19	FY 19-20	FTE	Amount
O&M Division Manager	1.00	1.00	1.00	1.00	76,912
O&M Supervisor 2	5.00	5.00	5.00	5.00	318,623
O&M Leadworker 2	1.00	2.00	2.00	2.00	116,854
O&M Leadworker 1	1.00				
Bridge Carpenter	2.00	2.00	5.00	3.00	130,580
Paint Striper	3.00	3.00	3.00	4.00	196,227
Herbicide Applicator	1.00	1.00	1.00	1.00	53,706
Maintenance Blade Operator	4.00	4.00	4.00		
Heavy Equipment Operator	1.00	1.00	1.00	6.00	277,944
Light Equipment Operator	5.00	5.00	5.00	20.00	862,586
Public Works Maint Worker 2B	20.00	20.00	18.00		
Administrative Assistant	1.00	1.00	1.00	1.00	47,965
Total Regular	<u>45.00</u>	<u>45.00</u>	<u>46.00</u>	<u>43.00</u>	<u>2,081,397</u>
Temporary					112,500
Overtime					82,000
PERS		33.86%,44.00%			911,593
Social Security		7.65%			174,107
Worker's Compensation		3.00%			68,276
Unemployment		0.90%			20,483
Medical & Dental Insurance		Varied			729,223
Total Personnel Services					<u>4,179,579</u>

COUNTY FAIR BOARD FUND



Douglas County, Oregon
 County Fair Board Fund (205)
 Summary

	Actual FY 16-17	Actual FY 17-18	Actual FY 18-19	Revised Budget FY 19-20	Proposed FY 20-21	Approved FY 20-21	Adopted FY 20-21
<u>RESOURCES</u>							
Beginning Fund Balance	105,194	56,714	81,114				
Revenues:							
Intergovernmental Revenues	53,667	53,167	53,167	53,166	53,166	53,166	53,167
Charges, Fines, Fees and Other	1,818,225	1,932,521	2,151,778	1,999,720	2,052,803	2,052,803	1,074,150
Transfers In - General Fund				100,000			
Transfers In - Industrial Development	109,120			110,000	10,000	10,000	10,000
Total	1,981,012	1,985,688	2,204,945	2,262,886	2,115,969	2,115,969	1,137,317
TOTAL RESOURCES	2,086,206	2,042,402	2,286,059	2,262,886	2,115,969	2,115,969	1,137,317
<u>REQUIREMENTS</u>							
Expenditures:							
Personnel Services	945,723	897,750	922,306	1,004,728	943,170	943,170	602,902
Materials and Services	1,081,219	1,052,508	1,185,954	1,252,958	1,164,265	1,164,265	525,881
Capital Outlay	2,550	11,030		5,200	8,534	8,534	8,534
Total	2,029,492	1,961,288	2,108,260	2,262,886	2,115,969	2,115,969	1,137,317
Ending Fund Balance	56,714	81,114	177,799				
TOTAL REQUIREMENTS	2,086,206	2,042,402	2,286,059	2,262,886	2,115,969	2,115,969	1,137,317
Change in Fund Balance	(48,480)	24,400	96,685				
Staffing FTE	10.00	9.80	9.60	8.80	8.80	8.80	6.00
Capital Outlay							
2 Multimedia Business Projectors							5,200
Bingo Touchscreen							3,334
							8,534

--Due to a software upgrade account numbers and descriptions may have changed or been combined.

Douglas County, Oregon
County Fair Board Fund

Fund Detail

		Actual	Actual	Revised	Proposed	Approved	Adopted
		FY 17-18	FY 18-19	Budget	FY 20-21	FY 20-21	FY 20-21
				FY 19-20			
2050-60-3000-275000	Admission Fees	315,354	360,653	330,000	309,905	309,905	59,905
2050-60-3000-275010	Reserved Concert Seating Fees	63,432	83,546	92,000	84,025	84,025	0
2050-60-3000-275013	Exhibitor/Participant Admissn	2,634	3,371	3,293	3,200	3,200	0
2050-60-3000-275501	Concession Food Sales	276,499	291,145	244,823	291,749	291,749	291,749
2050-60-3000-275505	Concession F&B Gratuity	29,363	33,006	28,060	28,060	28,060	28,060
2050-60-3000-275510	Concession Beer Sales	182,986	200,704	186,860	164,538	164,538	62,805
2050-60-3000-275511	Outside Concessionaires	102,958	103,884	116,137	115,700	115,700	11,955
2050-60-3000-275520	Concession General Parking	65,710	92,444	92,861	92,000	92,000	0
2050-60-3000-275540	Carnival Concessions	114,306	140,013	135,000	135,000	135,000	0
2050-60-3000-275550	Bingo Concessions	5,569	5,643	6,962	7,000	7,000	0
2050-60-3000-289900	Other Charges for Service	12,090	8,935	13,020	13,020	13,020	9,579
2050-60-3000-345012	Shared Rev OR Lottery Funds	53,167	53,167	53,166	53,166	53,166	53,167
2050-60-3000-380000	Interest General Investments	796	2,007	95	1,500	1,500	982
2050-60-3000-382004	Fairgrounds Bldgs Rnts & Lease	223,133	242,100	215,184	278,415	278,415	234,646
2050-60-3000-382011	Horse Stall Rents & Leases	30,419	34,296	28,140	31,658	31,658	38,129
2050-60-3000-382025	RV Park Rents & Leases	89,403	113,627	75,165	119,961	119,961	91,289
2050-60-3000-382030	Ancillary Rents & Leases	57,261	50,341	49,574	49,574	49,574	49,047
2050-60-3000-382040	Booth Space Rents & Leases	195,478	189,739	196,370	146,727	146,727	86,727
2050-60-3000-384000	Contributions and Donations	292	0	0	0	0	0
2050-60-3000-385000	Sponsorships	103,481	137,470	129,681	124,400	124,400	66,900
2050-60-3000-385005	Poker Sponsorships	4,500	4,000	6,500	6,500	6,500	3,000
2050-60-3000-387002	Novelty Sales	5,265	7,930	8,148	6,148	6,148	1,700
2050-60-3000-387006	ATM Transaction Sales Fees	10,368	9,531	9,982	9,876	9,876	5,473
2050-60-3000-387007	Poker Registration Fees	19,600	17,900	18,100	18,100	18,100	18,100
2050-60-3000-387009	Dump Station Fees	11,324	11,975	9,500	9,500	9,500	8,697
2050-60-3000-387500	Expense Reimbursements	495	171	0	0	0	0
2050-60-3000-387900	Miscellaneous Revenues	7,964	8,189	4,265	6,247	6,247	5,323
2050-60-3000-387912	Misc Lodging Tax	169	719	0	0	0	0
2050-60-3000-387980	Misc Cash Over/Short	1,830	(1,140)	0	0	0	84
2050-60-3000-387990	Misc Subrogating Claim Recovry	0	67	0	0	0	0
2050-60-3000-387995	Misc NSF Checks	(158)	(488)	0	0	0	0
2050-60-3000-390100	Transfers From General Fund	0	0	100,000	0	0	0
2050-60-3000-390212	Transfers From Ind Development	0	0	110,000	10,000	10,000	10,000
Total Revenue		1,985,688	2,204,945	2,262,886	2,115,969	2,115,969	1,137,317

--Due to a software upgrade account numbers and descriptions may have changed or been combined.

Douglas County, Oregon
County Fair Board Fund

Fund Detail

		Actual	Actual	Revised	Proposed	Approved	Adopted
		FY 17-18	FY 18-19	Budget	FY 20-21	FY 20-21	FY 20-21
				FY 19-20			
2050-60-4000-400000	Regular Employees	428,139	418,618	437,121	422,010	422,010	285,736
2050-60-4000-403000	Temporary Employees	117,824	148,902	160,995	145,322	145,322	76,200
2050-60-4000-405000	Overtime	7,532	11,114	10,000	8,000	8,000	841
2050-60-4000-450000	PERS	143,766	140,251	181,238	178,021	178,021	115,314
2050-60-4000-451000	Social Security	41,007	42,760	46,522	44,013	44,013	27,752
2050-60-4000-452000	Worker's Compensation	4,151	4,340	4,561	2,877	2,877	1,833
2050-60-4000-453000	Unemployment	5,531	2,894	3,041	3,452	3,452	2,169
2050-60-4000-454000	Medical and Dental Insurance	149,800	153,427	161,250	139,475	139,475	93,057
Total Personnel Services		897,750	922,306	1,004,728	943,170	943,170	602,902
2050-60-5000-509900	Other Professional Services	0	0	10,000	10,000	10,000	10,000
2050-60-5000-585030	Fairgrds Main Stage Entertnmts	260,328	363,162	335,000	356,206	356,206	0
2050-60-5000-585035	Fairgrds Grounds Acts & Talent	39,150	49,200	37,000	38,000	38,000	0
2050-60-5000-585040	Fairgrds Bi-Mart Stage Entern	30,000	17,275	25,500	25,500	25,500	0
2050-60-5000-585070	Fairgrounds Contract Services	180,676	206,074	208,012	142,549	142,549	35,135
2050-60-5000-585501	Food & Beverage Costs	112,297	105,872	117,300	117,300	117,300	109,796
2050-60-5000-585502	Food & Beverage Beverages	50,004	47,914	50,014	30,312	30,312	15,460
2050-60-5000-585510	Food & Beverage Repairs	390	0	3,300	3,300	3,300	2,688
2050-60-5000-585511	Food & Beverage Tools	611	40	2,300	2,300	2,300	93
2050-60-5000-585512	F&B Other Food Operation Exp	2,662	1,531	3,300	3,300	3,300	2,851
2050-60-5000-585515	Food & Bev Signs & Banners	0	0	35	35	35	75
2050-60-5000-585530	F&B Non Profit Groups	9,050	19,773	7,000	7,000	7,000	18,335
2050-60-5000-606000	Tools	14	340	780	780	780	6
2050-60-5000-606501	Fuel and Oil Gas	13,654	11,445	15,500	15,500	15,500	12,343
2050-60-5000-629500	Equipment-Noninventory	9,478	13,669	13,700	13,700	13,700	10,338
2050-60-5000-629900	Other Materials and Supplies	8,660	12,358	7,720	13,907	13,907	4,733
2050-60-5000-629925	Other M&S Signs	2,021	1,392	7,400	2,500	2,500	550
2050-60-5000-629926	Other M&S Sawdust	10,550	12,300	11,400	13,200	13,200	10,200
2050-60-5000-629950	Other M&S Open Class	1,239	2,329	1,350	2,400	2,400	0
2050-60-5000-646000	Software	4,834	4,462	13,850	5,594	5,594	3,956
2050-60-5000-651000	Equip/Vehicle Maint & Repair	13,360	3,477	9,500	9,500	9,500	4,833
2050-60-5000-651080	Equip/Vehicle Office DP Equip	2,042	2,232	2,250	2,250	2,250	2,177
2050-60-5000-655000	Building and Grounds Maint	27,782	35,412	85,312	72,532	72,532	78,827
2050-60-5000-655005	B&G Maint Custodial Supplies	9,297	13,657	12,000	14,000	14,000	7,000

--Due to a software upgrade account numbers and descriptions may have changed or been combined.

Douglas County, Oregon
County Fair Board Fund

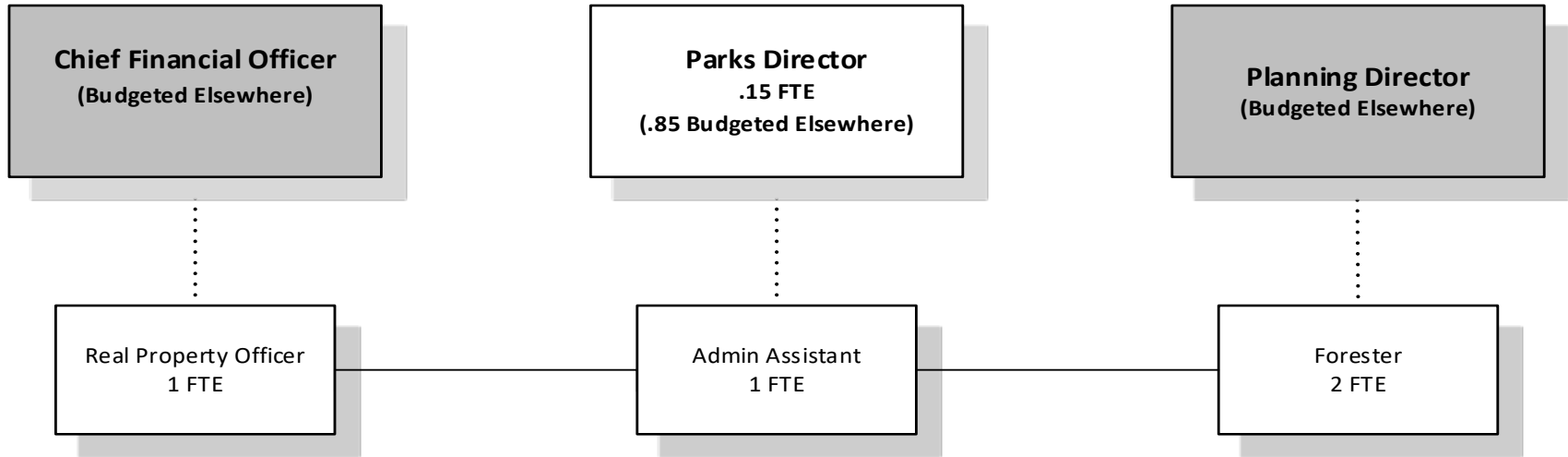
Fund Detail

		Actual FY 17-18	Actual FY 18-19	Revised Budget FY 19-20	Proposed FY 20-21	Approved FY 20-21	Adopted FY 20-21
2050-60-5000-668001	Communication Telephone	3,652	4,520	5,712	5,712	5,712	4,003
2050-60-5000-668012	Communication Radios	568	0	250	375	375	0
2050-60-5000-668015	Communication Cell Phones	3,449	1,621	4,790	2,000	2,000	1,902
2050-60-5000-668501	Utilities Electric	102,193	105,829	112,000	112,000	112,000	102,858
2050-60-5000-668502	Utilities Heat	12,093	10,989	13,062	13,062	13,062	11,764
2050-60-5000-668503	Utilities Water and Sewer	27,032	30,501	23,720	23,720	23,720	23,720
2050-60-5000-668504	Utilities Garbage	13,165	13,555	12,668	15,200	15,200	11,990
2050-60-5000-671555	Workers' Comp InterdeptCharges	319	477	0	0	0	0
2050-60-5000-672001	Fire/Liab Interdept Charges	4,500	6,000	6,500	3,800	3,800	3,800
2050-60-5000-672002	Fire/Liability Liability Ins	180	0	0	0	0	0
2050-60-5000-673000	Liability Claims	1,019	0	0	0	0	0
2050-60-5000-692001	Awards & Recog Open Class	11,763	10,496	10,500	11,000	11,000	0
2050-60-5000-692003	Awards & Recog 4H Awards	5,000	5,000	5,000	5,000	5,000	0
2050-60-5000-692005	Awards & Recog FFA Awards	2,290	2,615	2,290	2,700	2,700	0
2050-60-5000-692012	Awards & Recog Judges Fees Exp	2,463	2,042	2,500	2,100	2,100	0
2050-60-5000-692017	Awards & Recog Poker Tourn	10,000	10,000	10,200	10,200	10,200	9,800
2050-60-5000-730000	Advertising/Publicity	44,003	43,493	44,900	37,388	37,388	15,261
2050-60-5000-740000	Office Supplies and Expenses	2,390	1,289	2,400	2,400	2,400	1,313
2050-60-5000-741000	Postage	726	764	700	700	700	771
2050-60-5000-755000	Travel	6,489	2,795	5,000	3,000	3,000	728
2050-60-5000-785000	Pre-employment Testing	30	0	0	0	0	0
2050-60-5000-786500	Bank Card Fees	4,972	4,334	8,143	5,643	5,643	4,657
2050-60-5000-790000	Miscellaneous	2,875	1,902	100	2,600	2,600	100
2050-60-5000-790017	Misc Poker Tournament	3,238	3,818	3,000	4,000	4,000	3,818
Total Materials and Services		1,052,508	1,185,954	1,252,958	1,164,265	1,164,265	525,881
2050-60-8000-820099	Furniture and Equipment Noninv	11,030	0	5,200	8,534	8,534	8,534
Total Capital Outlay		11,030	0	5,200	8,534	8,534	8,534
Total Expenditures		1,961,288	2,108,260	2,262,886	2,115,969	2,115,969	1,137,317

Douglas County, Oregon
County Fair Fund

PERSONNEL SERVICES					
	Actual	Actual	Revised	Budget	
	FTE	FTE	Budget	FY 20-21	
	FY 17-18	FY 18-19	FY 19-20	FTE	Amount
Fairgrounds Director	1.00	1.00	1.00	1.00	92,812
Building Maintenance Tech 1	0.50				
Fairgrounds Complex Lead Tech			1.00	1.00	47,913
Marketing and Office Manager			1.00		
Fair Operations Manager	1.00				
Event Development Coordinator	1.00	1.00			
Event & Exhibit Coordinator			1.00	1.00	39,334
Fair Operations Assistant	1.00	1.00	1.00	1.00	37,800
Fair Maintenance Technician	3.30	4.60	2.80	1.00	34,264
Accounting Tech 2	1.00	1.00	1.00		
Accounting Tech 1				1.00	33,613
Senior Department Assistant		1.00			
Department Assistant 4	1.00				
Total Regular	<u>9.80</u>	<u>9.60</u>	<u>8.80</u>	<u>6.00</u>	<u>285,736</u>
Temporary					76,200
Overtime					841
PERS		33.86%, 44.00%			115,314
Social Security		7.65%			27,752
Worker's Compensation		0.50%			1,833
Unemployment		0.60%			2,169
Medical & Dental Insurance		Varied			<u>93,057</u>
Total Personnel Services					<u><u>602,902</u></u>

COUNTY FOREST MANAGEMENT FUND



Douglas County, Oregon
County Forest Management Fund (208)
Summary

	Actual FY 16-17	Actual FY 17-18	Actual FY 18-19	Revised Budget FY 19-20	Proposed FY 20-21	Approved FY 20-21	Adopted FY 20-21
<u>RESOURCES</u>							
Beginning Fund Balance	5,229,930	5,986,514	4,141,812	6,200,000	8,800,000	8,800,000	8,800,000
Revenues:							
Intergovernmental Revenues		650,000					
Timber Sales	1,102,425	1,907,393	4,625,608	800,000	440,000	440,000	440,000
Land Sales	28,000						
Interest	66,515	97,472	190,428	65,376	60,350	60,350	60,350
Charges and Other	197,682	213,910	200,814	232,132	215,829	215,829	215,829
Notes/Contract Collections		1,345	672	672	672	672	672
Interfund loan repayment from Salmon Harbor Fund	2,361,529						
Transfers In: Public Works	60,000	60,000	60,000	60,000	60,000	60,000	60,000
Total Revenues	3,816,151	2,930,120	5,077,522	1,158,180	776,851	776,851	776,851
Total Resources	9,046,081	8,916,634	9,219,334	7,358,180	9,576,851	9,576,851	9,576,851
<u>REQUIREMENTS</u>							
Personnel Services	355,143	267,421	264,537	302,502	430,539	430,539	430,539
Materials and Services	299,188	272,681	377,816	416,550	544,305	544,305	544,305
Capital Outlay	3,707	1,818,191		2,992,500	3,000,000	3,000,000	3,000,000
	658,038	2,358,293	642,353	3,711,552	3,974,844	3,974,844	3,974,844
Operating Contingency				10,000	10,000	10,000	10,000
Transfer Out - General Fund	40,000	55,000	46,000	41,000	55,000	55,000	55,000
Interfund loan to Salmon Harbor Fund	2,361,529	2,361,529					
Total Expenditures	3,059,567	4,774,822	688,353	3,762,552	4,039,844	4,039,844	4,039,844
Ending Fund Balance	5,986,514	4,141,812	8,530,981	3,595,628	5,537,007	5,537,007	5,537,007
Total Requirements	9,046,081	8,916,634	9,219,334	7,358,180	9,576,851	9,576,851	9,576,851
Change in Fund Balance	756,584	(1,844,702)	4,389,169	(2,604,372)	(3,262,993)	(3,262,993)	(3,262,993)
Total Fund Staffing FTE	4.60	3.00	3.00	3.00	4.15	4.15	4.15
Capital Outlay							
Board Approved Projects							3,000,000

Douglas County, Oregon
County Forest Management Fund

Fund Detail

		Actual	Actual	Revised	Proposed	Approved	Adopted
		FY 17-18	FY 18-19	Budget	FY 20-21	FY 20-21	FY 20-21
2080-05-3000-335000	State OR Parks & Recreation	650,000	0	0	0	0	0
2080-05-3000-380000	Interest General Investments	96,585	190,025	65,000	60,000	60,000	60,000
2080-05-3000-381003	Notes/Contracts Interest	887	403	376	350	350	350
2080-05-3000-382003	Land/Building Rents & Leases	164,947	168,495	172,132	175,829	175,829	175,829
2080-05-3000-387090	Standing Timber Sales	1,907,393	4,625,608	800,000	440,000	440,000	440,000
2080-05-3000-387091	Timber Sale Credits	(30,000)	0	0	0	0	0
2080-05-3000-387500	Expense Reimbursements	1,153	0	0	0	0	0
2080-05-3000-387900	Miscellaneous Revenues	77,810	32,319	60,000	40,000	40,000	40,000
2080-05-3000-390201	Transfers From Public Works	60,000	60,000	60,000	60,000	60,000	60,000
2080-05-3000-396000	Notes/Contract Receivable Coll	1,345	672	672	672	672	672
Total Revenue		2,930,120	5,077,522	1,158,180	776,851	776,851	776,851
2080-05-4000-400000	Regular Employees	147,085	139,224	157,206	236,560	236,560	236,560
2080-05-4000-403000	Temporary Employees	10,576	14,255	7,500	8,500	8,500	8,500
2080-05-4000-450000	PERS	51,290	48,441	65,922	98,769	98,769	98,769
2080-05-4000-451000	Social Security	11,700	11,305	12,600	18,747	18,747	18,747
2080-05-4000-452000	Worker's Compensation	1,183	1,151	1,235	1,225	1,225	1,225
2080-05-4000-453000	Unemployment	787	768	823	735	735	735
2080-05-4000-454000	Medical and Dental Insurance	44,800	49,393	57,216	66,003	66,003	66,003
Total Personnel Services		267,421	264,537	302,502	430,539	430,539	430,539
2080-05-5000-500000	Legal Services	66,000	66,000	70,000	70,000	70,000	70,000
2080-05-5000-509900	Other Professional Services	43,964	73,978	100,000	100,000	100,000	100,000
2080-05-5000-509970	Spray Expenses	16,176	36,343	39,550	55,000	55,000	55,000
2080-05-5000-509972	Property Holdings	5,600	16,260	17,000	15,000	15,000	15,000
2080-05-5000-509974	Tree Planting Expenses	10,968	24,287	15,000	60,000	60,000	60,000
2080-05-5000-619800	Seedlings	16,840	70,184	15,000	56,180	56,180	56,180
2080-05-5000-629500	Equipment-Noninventory	2,457	2,057	1,000	1,000	1,000	1,000
2080-05-5000-629900	Other Materials and Supplies	935	1,966	2,000	2,000	2,000	2,000
2080-05-5000-629970	Other M&S Spray Expenses	7,720	8,557	15,000	10,000	10,000	10,000
2080-05-5000-629972	Other M&S Property Holdings	0	0	4,000	4,000	4,000	4,000
2080-05-5000-646000	Software	126	460	2,000	12,000	12,000	12,000
2080-05-5000-650000	Interdept Vehicle Expense	8,759	8,255	7,000	9,000	9,000	9,000
2080-05-5000-651000	Equip/Vehicle Maint & Repair	314	0	500	1,500	1,500	1,500

--Due to a software upgrade account numbers and descriptions may have changed or been combined.

Douglas County, Oregon
County Forest Management Fund

Fund Detail

		Actual	Actual	Revised	Proposed	Approved	Adopted
		FY 17-18	FY 18-19	Budget	FY 20-21	FY 20-21	FY 20-21
				FY 19-20			
2080-05-5000-655000	Building and Grounds Maint	14,584	6,973	6,100	6,100	6,100	6,100
2080-05-5000-668001	Communication Telephone	1,161	1,176	1,000	1,800	1,800	1,800
2080-05-5000-668501	Utilities Electric	365	0	100	1,500	1,500	1,500
2080-05-5000-668502	Utilities Heat	88	0	150	150	150	150
2080-05-5000-668503	Utilities Water and Sewer	333	223	300	6,000	6,000	6,000
2080-05-5000-672001	Fire/Liab Interdept Charges	2,300	2,000	1,600	1,100	1,100	1,100
2080-05-5000-691000	Tax Foreclosures	33,647	15,464	50,000	30,000	30,000	30,000
2080-05-5000-740000	Office Supplies and Expenses	1,683	3,869	2,000	3,000	3,000	3,000
2080-05-5000-741000	Postage	671	849	700	900	900	900
2080-05-5000-742001	Photos and Copying Dup Svcs	48	81	50	75	75	75
2080-05-5000-755000	Travel	660	561	1,000	31,500	31,500	31,500
2080-05-5000-756000	Conventions Schools Seminars	610	1,124	1,500	2,000	2,000	2,000
2080-05-5000-758000	Dues and Memberships	1,172	1,726	1,500	2,000	2,000	2,000
2080-05-5000-780000	Legal Publication and Printing	1,080	501	500	500	500	500
2080-05-5000-786000	Assessments	32,313	34,667	37,000	37,000	37,000	37,000
2080-05-5000-790000	Miscellaneous	2,107	255	25,000	25,000	25,000	25,000
Total Materials and Services		272,681	377,816	416,550	544,305	544,305	544,305
2080-05-8000-800000	Land	1,818,191	0	2,992,500	3,000,000	3,000,000	3,000,000
Total Capital Outlay		1,818,191	0	2,992,500	3,000,000	3,000,000	3,000,000
2080-05-9490-949000	Operating Contingency	0	0	10,000	10,000	10,000	10,000
2080-05-9500-950100	Transfers To General Fund	55,000	46,000	41,000	55,000	55,000	55,000
2080-05-9880-988051	Interfund Loan Made SH	2,361,529	0	0	0	0	0
Total Other Requirements		2,416,529	46,000	51,000	65,000	65,000	65,000
Total Expenditures		4,774,822	688,353	3,762,552	4,039,844	4,039,844	4,039,844

Douglas County, Oregon
County Forest Management Fund

PERSONNEL SERVICES					
	Actual	Actual	Revised	Budget	
	FTE	FTE	Budget	FY 20-21	
	FY 17-18	FY 18-19	FY 19-20	FTE	Amount
Park Director				0.15	16,974
Forester	1.00	1.00	1.00	2.00	114,878
Real Property Officer	1.00	1.00	1.00	1.00	66,008
Administrative Assistant	1.00	1.00	1.00	1.00	38,700
Total Regular	<u>3.00</u>	<u>3.00</u>	<u>3.00</u>	<u>4.15</u>	<u>236,560</u>
Temporary					8,500
PERS		33.86%, 44.00%			98,769
Social Security		7.65%			18,747
Worker's Compensation		0.50%			1,225
Unemployment		0.30%			735
Medical & Dental Insurance		Varied			<u>66,003</u>
Total Personnel Services					<u><u>430,539</u></u>

Douglas County, Oregon
County Schools Fund (206)
Summary

	Actual FY 16-17	Actual FY 17-18	Actual FY 18-19	Revised Budget FY 19-20	Proposed FY 20-21	Approved FY 20-21	Adopted FY 20-21
<u>RESOURCES</u>							
Beginning Fund Balance	42,104	80,532	30,345				
Revenues:							
Intergovernmental Revenues - Timber Receipts	256,424			206,667			
Secure Rural Schools (SRS) - FS		1,621,556	1,530,607	1,260,000	1,381,373	1,381,373	1,381,373
Sale of State Forest Products	99,036	177,980	50,573	200,000	200,000	200,000	200,000
Electric Co-op Tax	108,737	116,928	125,956	120,000	150,000	150,000	150,000
Interest	2,490	7,213	2,749	1,000	1,000	1,000	1,000
Other Revenues	397	244	869	1,000	1,000	1,000	1,000
Total Revenue	467,084	1,923,921	1,710,754	1,788,667	1,733,373	1,733,373	1,733,373
Total Resources	509,188	2,004,453	1,741,099	1,788,667	1,733,373	1,733,373	1,733,373
<u>REQUIREMENTS</u>							
Materials and Services							
Intergovernmental Assistance: Pass Thru	428,656	1,974,108	1,645,677	1,788,667	1,733,373	1,733,373	1,733,373
Total Expenditures	428,656	1,974,108	1,645,677	1,788,667	1,733,373	1,733,373	1,733,373
Ending Fund Balance	80,532	30,345	95,422				
Total Requirements	509,188	2,004,453	1,741,099	1,788,667	1,733,373	1,733,373	1,733,373
Change in Fund Balance	38,428	(50,187)	65,077				

Douglas County, Oregon
County Schools Fund

Fund Detail

		Actual	Actual	Revised	Proposed	Approved	Adopted
		FY 17-18	FY 18-19	Budget	FY 20-21	FY 20-21	FY 20-21
				FY 19-20			
2060-50-3000-311001	Fed-Forest Receipts SRS 2008	1,328,711	1,530,607	1,260,000	1,381,373	1,381,373	1,381,373
2060-50-3000-311030	Fed-Forest Timber Receipts	292,845	0	206,667	0	0	0
2060-50-3000-345004	Shared Rev Sale St Forest Prod	177,980	50,573	200,000	200,000	200,000	200,000
2060-50-3000-345007	Shared Rev Electric Co-op Tax	116,928	125,956	120,000	150,000	150,000	150,000
2060-50-3000-380000	Interest General Investments	7,213	2,749	1,000	1,000	1,000	1,000
2060-50-3000-387900	Miscellaneous Revenues	244	869	1,000	1,000	1,000	1,000
Total Revenue		1,923,921	1,710,754	1,788,667	1,733,373	1,733,373	1,733,373
2060-50-5000-555003	County School Other Pass Thru	1,974,108	1,645,677	1,788,667	1,733,373	1,733,373	1,733,373
Total Materials and Services		1,974,108	1,645,677	1,788,667	1,733,373	1,733,373	1,733,373
Total Expenditures		1,974,108	1,645,677	1,788,667	1,733,373	1,733,373	1,733,373

Douglas County, Oregon
Dog Control Fund (202)
Summary

Summary

	Actual FY 16-17	Actual FY 17-18	Actual FY 18-19	Revised Budget FY 19-20	Proposed FY 20-21	Approved FY 20-21	Adopted FY 20-21
<u>RESOURCES</u>							
Beginning Fund Balance	24,685	24,022	38,793		8,650	8,650	8,650
Revenues:							
Fees, Licenses and Other	87,404	78,328	88,379	82,000	83,000	83,000	83,000
Transfers In: General Fund	250,724	177,794	140,000	175,335	177,939	177,939	177,939
Total	338,128	256,122	228,379	257,335	260,939	260,939	260,939
Total Resources	362,813	280,144	267,172	257,335	269,589	269,589	269,589
<u>REQUIREMENTS</u>							
Personnel Services	98,269	104,599	99,508	104,440	109,444	109,444	109,444
Materials and Services	240,522	136,752	141,997	152,895	160,145	160,145	160,145
Total Expenditures	338,791	241,351	241,505	257,335	269,589	269,589	269,589
Ending Fund Balance	24,022	38,793	25,667				
Total Requirements	362,813	280,144	267,172	257,335	269,589	269,589	269,589
Change in Fund Balance	(663)	14,771	(13,126)		(8,650)	(8,650)	(8,650)
<u>Departmental Detail</u>							
<u>DOG CONTROL OPERATIONS (0850)</u>							
Personnel Services	98,269	104,599	99,508	104,440	109,444	109,444	109,444
Materials and Services	26,356	23,507	28,782	38,900	38,000	38,000	38,000
Shelter Operations	112,995	112,995	112,995	112,995	112,995	112,995	112,995
	237,620	241,101	241,285	256,335	260,439	260,439	260,439
<u>PREDATORY ANIMAL CONTROL (0860)</u>							
Materials and Services	101,171	250	220	1,000	9,150	9,150	9,150
Total Departmental Expenditures	338,791	241,351	241,505	257,335	269,589	269,589	269,589
Total Fund Staffing FTE	1.00	1.00	1.00	1.00	1.00	1.00	1.00

Douglas County, Oregon
Dog Control Fund

Fund Detail

		Actual	Actual	Revised	Proposed	Approved	Adopted
		FY 17-18	FY 18-19	Budget	FY 20-21	FY 20-21	FY 20-21
2020-05-0870-205000	Fees Services & Charges	160	75	0	0	0	0
2020-05-0850-290009	Animal License Fees	76,892	82,788	80,000	80,000	80,000	80,000
2020-05-0850-290010	Animal Rescue Entity Lic Fees	0	400	500	500	500	500
2020-05-0850-305000	Animal Control Fines	1,046	3,711	1,500	2,500	2,500	2,500
2020-05-3000-380000	Interest General Investments	230	545	0	0	0	0
2020-05-0850-387900	Miscellaneous Revenues	0	860	0	0	0	0
2020-05-3000-390100	Transfers From General Fund	177,794	140,000	175,335	177,939	177,939	177,939
Total Revenue		256,122	228,379	257,335	260,939	260,939	260,939
2020-05-0850-400000	Regular Employees	53,866	54,584	53,934	57,762	57,762	57,762
2020-05-0850-405000	Overtime	3,364	2,125	7,000	7,000	7,000	7,000
2020-05-0850-450000	PERS	21,850	21,788	26,811	28,495	28,495	28,495
2020-05-0850-451000	Social Security	4,205	4,153	4,661	4,954	4,954	4,954
2020-05-0850-452000	Worker's Compensation	429	425	457	324	324	324
2020-05-0850-453000	Unemployment	287	284	305	194	194	194
2020-05-0850-454000	Medical and Dental Insurance	20,598	16,149	11,272	10,715	10,715	10,715
Total Personnel Services		104,599	99,508	104,440	109,444	109,444	109,444
2020-05-0850-509900	Other Professional Services	112,995	112,995	112,995	112,995	112,995	112,995
2020-05-0850-509940	Other Prof Svcs-Animal Care	390	685	11,100	4,000	4,000	4,000
2020-05-0860-509900	Other Professional Services	0	0	0	8,650	8,650	8,650
2020-05-0850-629500	Equipment-Noninventory	0	0	600	600	600	600
2020-05-0850-629502	Equipment-Noninv Computer Repl	0	0	700	700	700	700
2020-05-0850-629900	Other Materials and Supplies	1,356	500	700	700	700	700
2020-05-0850-646000	Software	0	0	200	200	200	200
2020-05-0850-646002	Software Maintenance	19	22	100	100	100	100
2020-05-0850-650000	Interdept Vehicle Expense	15,844	15,097	15,000	15,000	15,000	15,000
2020-05-0850-668001	Communication Telephone	0	0	200	200	200	200
2020-05-0850-672001	Fire/Liab Interdept Charges	440	600	600	400	400	400
2020-05-0850-672002	Fire/Liability Liability Ins	350	350	0	0	0	0
2020-05-0850-680000	Laundry and Dry Cleaning	1,104	1,031	1,000	1,100	1,100	1,100
2020-05-0850-740000	Office Supplies and Expenses	236	268	600	600	600	600
2020-05-0850-741000	Postage	2,406	8,336	3,000	9,000	9,000	9,000

Douglas County, Oregon
Dog Control Fund

Fund Detail

		Actual	Actual	Revised	Proposed	Approved	Adopted
		FY 17-18	FY 18-19	Budget	FY 20-21	FY 20-21	FY 20-21
2020-05-0850-755000	Travel	0	172	200	500	500	500
2020-05-0850-756000	Conventions Schools Seminars	907	400	1,500	1,500	1,500	1,500
2020-05-0850-758000	Dues and Memberships	25	75	100	100	100	100
2020-05-0850-782000	Advisory Committee Expense	230	46	300	300	300	300
2020-05-0850-790030	Misc Indemnities	200	500	1,000	1,000	1,000	1,000
2020-05-0850-790035	Misc License Sale Expense	0	700	2,000	2,000	2,000	2,000
2020-05-0860-790031	Misc Bounties	250	220	1,000	500	500	500
Total Materials and Services		136,752	141,997	152,895	160,145	160,145	160,145
Total Expenditures		241,351	241,505	257,335	269,589	269,589	269,589

Douglas County, Oregon
Dog Control Fund

PERSONNEL SERVICES					
	Actual	Actual	Revised	Budget	
	FTE	FTE	Budget	FY 20-21	
	FY 17-18	FY 18-19	FTE	FTE	Amount
Animal Control Deputy	1.00	1.00	1.00	1.00	57,762
Overtime					7,000
PERS		33.86%, 38.49%, 44.00%			28,495
Social Security		7.65%			4,954
Worker's Compensation		0.50%			324
Unemployment		0.30%			194
Medical & Dental Insurance		Varied			10,715
Total Personnel Services					<u>109,444</u>

Douglas County, Oregon
 Predator Damage Control District Fund (250)
 Summary

	Actual FY 16-17	Actual FY 17-18	Actual FY 18-19	Revised Budget FY 19-20	Proposed FY 20-21	Approved FY 20-21	Adopted FY 20-21
<u>RESOURCES</u>							
Beginning Fund Balance			308				
Revenues:							
Special Assessments		33,050	33,721	30,000	33,000	33,000	33,000
Interest		258	456				
Transfers In - General Fund		67,991	67,000	70,991	67,991	67,991	67,991
Total Revenues		101,299	101,177	100,991	100,991	100,991	100,991
TOTAL RESOURCES		101,299	101,485	100,991	100,991	100,991	100,991
<u>REQUIREMENTS</u>							
Materials and Services		100,991	100,991	100,991	100,991	100,991	100,991
Ending Fund Balance		308	494				
TOTAL REQUIREMENTS		101,299	101,485	100,991	100,991	100,991	100,991
Change in Fund Balance		308	186				

Additional Information

This fund was created fiscal year 2017-18 after House Bill 3188 was passed through the Oregon Legislative Assembly in the 2015 Regular Session. HB3188 was passed allowing formation of a predator damage control district. Landowners can opt into the district and pay a fee for service, for the purpose of funding county services to prevent, reduce and mitigate damage to property from predatory animals.

On May 28th 2020 the Douglas County Budget Committee voted that FY21 will be the last year the Predator Damage Control District Fund will receive funding from General Fund

Douglas County, Oregon
 Predator Damage Control District

Fund Detail

		Actual	Actual	Revised	Proposed	Approved	Adopted
		FY 17-18	FY 18-19	Budget	FY 20-21	FY 20-21	FY 20-21
				FY 19-20			
2500-05-3000-378050	Pred Damage Control Spec Assmt	33,050	33,696	30,000	33,000	33,000	33,000
2500-05-3000-380000	Interest General Investments	258	456	0	0	0	0
2500-05-3000-387900	Miscellaneous Revenues	0	25	0	0	0	0
2500-05-3000-390100	Transfers From General Fund	67,991	67,000	70,991	67,991	67,991	67,991
Total Revenue		101,299	101,177	100,991	100,991	100,991	100,991
2500-05-5000-509900	Other Professional Services	100,991	100,991	100,991	100,991	100,991	100,991
Total Materials and Services		100,991	100,991	100,991	100,991	100,991	100,991
Total Expenditures		100,991	100,991	100,991	100,991	100,991	100,991

Douglas County, Oregon
Drug Abuse Prevention Fund (214)
Summary

Summary

	Actual FY 16-17	Actual FY 17-18	Actual FY 18-19	Revised Budget FY 19-20	Proposed FY 20-21	Approved FY 20-21	Adopted FY 20-21
<u>RESOURCES</u>							
Beginning Fund Balance		957	196,497				
Revenues:							
Intergovernmental Revenues	100,829	371,590	100,611	100,000	110,000	110,000	110,000
Interest	89	841	4,968				
Total Revenues	100,918	372,431	105,579	100,000	110,000	110,000	110,000
TOTAL RESOURCES	100,918	373,388	302,076	100,000	110,000	110,000	110,000
<u>REQUIREMENTS</u>							
Materials and Services:							
Drug Abuse Contracts	99,961	176,891	301,661	100,000	110,000	110,000	110,000
Total Expenditures	99,961	176,891	301,661	100,000	110,000	110,000	110,000
Ending Fund Balance	957	196,497	415				
TOTAL REQUIREMENTS	100,918	373,388	302,076	100,000	110,000	110,000	110,000
Change in Fund Balance	957	195,540	(196,082)				

Douglas County, Oregon
Drug Abuse Prevention Fund

Fund Detail

		Actual	Actual	Revised	Proposed	Approved	Adopted
		FY 17-18	FY 18-19	Budget	FY 20-21	FY 20-21	FY 20-21
				FY 19-20			
2140-40-3000-345050	Shared Rev Mental Health&Alcoh	371,590	100,611	100,000	110,000	110,000	110,000
2140-40-3000-380000	Interest General Investments	841	4,968	0	0	0	0
Total Revenue		372,431	105,579	100,000	110,000	110,000	110,000
2140-40-5000-520002	ADAPT-MH & Alcohol 2145	176,891	301,661	100,000	110,000	110,000	110,000
Total Materials and Services		176,891	301,661	100,000	110,000	110,000	110,000
Total Expenditures		176,891	301,661	100,000	110,000	110,000	110,000

Douglas County, Oregon
Industrial Development Fund (212)
Summary

Summary

	Actual FY 16-17	Actual FY 17-18	Actual FY 18-19	Revised Budget FY 19-20	Proposed FY 20-21	Approved FY 20-21	Adopted FY 20-21
<u>RESOURCES</u>							
Beginning Fund Balance	2,982,237	2,866,506	2,007,762	1,800,000	1,800,000	1,800,000	1,800,000
Revenues:							
Intergovernmental Revenues	399,847	408,229	461,117	340,000	200,000	200,000	200,000
Interest	56,855	28,283	38,814	15,000	15,000	15,000	15,000
Land Sales, Other Revenues	36,727		59,345				
Notes/Contract Collections	25,825	131,625					
Total Revenues	519,254	568,137	559,276	355,000	215,000	215,000	215,000
TOTAL RESOURCES	3,501,491	3,434,643	2,567,038	2,155,000	2,015,000	2,015,000	2,015,000
<u>REQUIREMENTS</u>							
Materials and Services	396,596	1,379,765	251,518	621,500	768,200	768,200	768,200
Debt Service	129,269	47,116	49,104	50,756	46,407	46,407	46,407
Capital Outlay				200,000	500,000	500,000	500,000
Transfers Out - County Fair Board	109,120			110,000	10,000	10,000	10,000
Additions to Notes Receivable				200,000	200,000	200,000	200,000
Total Expenditures	634,985	1,426,881	300,622	1,182,256	1,524,607	1,524,607	1,524,607
Ending Fund Balance	2,866,506	2,007,762	2,266,416	972,744	490,393	490,393	490,393
TOTAL REQUIREMENTS	3,501,491	3,434,643	2,567,038	2,155,000	2,015,000	2,015,000	2,015,000
Change in Fund Balance	(115,731)	(858,744)	258,654	(827,256)	(1,309,607)	(1,309,607)	(1,309,607)
Capital Outlay - Industrial Park Projects							500,000

Douglas County, Oregon
Industrial Development Fund

Fund Detail

		Actual	Actual	Revised	Proposed	Approved	Adopted
		FY 17-18	FY 18-19	Budget	FY 20-21	FY 20-21	FY 20-21
				FY 19-20			
2120-05-3000-345011	Shared Rev Video Poker Revenue	408,229	461,117	340,000	200,000	200,000	200,000
2120-05-3000-380000	Interest General Investments	28,283	38,814	15,000	15,000	15,000	15,000
2120-05-3000-387092	Land Sales	0	59,345	0	0	0	0
2120-05-3000-396000	Notes/Contract Receivable Coll	131,625	0	0	0	0	0
Total Revenue		568,137	559,276	355,000	215,000	215,000	215,000
2120-05-5000-509900	Other Professional Services	35,915	100	60,000	67,500	67,500	67,500
2120-05-5000-509980	Other Prof Svcs-UEDP Job Dev	95,000	104,500	104,500	104,500	104,500	104,500
2120-05-5000-509985	Other Prof Svcs-CCD	36,000	36,000	36,000	25,200	25,200	25,200
2120-05-5000-550020	Intgov't Asst Contrib to Other	1,204,882	104,846	400,000	550,000	550,000	550,000
2120-05-5000-655000	Building and Grounds Maint	5,468	3,573	10,000	10,000	10,000	10,000
2120-05-5000-735000	Printing	0	0	5,000	5,000	5,000	5,000
2120-05-5000-755000	Travel	0	0	1,000	1,000	1,000	1,000
2120-05-5000-790000	Miscellaneous	2,500	2,499	5,000	5,000	5,000	5,000
Total Materials and Services		1,379,765	251,518	621,500	768,200	768,200	768,200
2120-05-8000-810099	Buildings & Improvement Noninv	0	0	200,000	500,000	500,000	500,000
Total Capital Outlay		0	0	200,000	500,000	500,000	500,000
2120-05-9000-910000	Principal Notes & Contracts	39,000	42,000	45,000	42,000	42,000	42,000
2120-05-9000-940000	Interest Notes & Contracts	8,116	7,104	5,756	4,407	4,407	4,407
2120-05-9500-950205	Transfers To County Fair	0	0	110,000	10,000	10,000	10,000
2120-05-9700-970000	Additions to Notes Receivable	0	0	200,000	200,000	200,000	200,000
Total Other Requirements		47,116	49,104	360,756	256,407	256,407	256,407
Total Expenditures		1,426,881	300,622	1,182,256	1,524,607	1,524,607	1,524,607

Douglas County, Oregon
Law Library Fund (203)
Summary

Summary

	Actual FY 16-17	Actual FY 17-18	Actual FY 18-19	Revised Budget FY 19-20	Proposed FY 20-21	Approved FY 20-21	Adopted FY 20-21
<u>RESOURCES</u>							
Beginning Fund Balance	66,661	110,479	163,490	190,000	250,000	250,000	250,000
Revenues:							
Charges and Fees	291	218	164	250			
District Court Fines	101,671	104,238	104,238	104,238	104,238	104,238	104,238
Interest	1,629	2,703	5,134	400			
Total Revenues	103,591	107,159	109,536	104,888	104,238	104,238	104,238
TOTAL RESOURCES	170,252	217,638	273,026	294,888	354,238	354,238	354,238
<u>REQUIREMENTS</u>							
Personnel Services	21,670	19,398	21,950	25,942	23,171	23,171	23,171
Materials and Services	38,103	34,750	34,628	59,150	66,450	66,450	66,450
Total Expenditures	59,773	54,148	56,578	85,092	89,621	89,621	89,621
Ending Fund Balance	110,479	163,490	216,448	209,796	264,617	264,617	264,617
TOTAL REQUIREMENTS	170,252	217,638	273,026	294,888	354,238	354,238	354,238
Change in Fund Balance	43,818	53,011	52,958	19,796	14,617	14,617	14,617
Staffing FTE	0.50	0.38	0.50	0.50	0.38	0.38	0.38

Additional Information

In prior years, the Law Library was funded primarily from 33% of the uniform filing fee for civil cases filed with the Circuit Court in Douglas County. Beginning in FY 11-12 the funding is through the Oregon Judicial Department at a monthly rate based on the 2009-2011 biennium revenues. Senate Bill 5701 reduced funding by 3.5% starting April 2012. The operating transfer out of the General Fund Library Department was to cover personnel costs for the Law Library. Beginning in FY12-13 personnel services have been moved into the Law Library Fund.

Douglas County, Oregon
Law Library Fund

Fund Detail

		Actual	Actual	Revised	Proposed	Approved	Adopted
		FY 17-18	FY 18-19	Budget	FY 20-21	FY 20-21	FY 20-21
				FY 19-20			
2030-05-3000-228002	Photocopy Services	193	135	225	0	0	0
2030-05-3000-300001	District Court Fines	104,238	104,238	104,238	104,238	104,238	104,238
2030-05-3000-380000	Interest General Investments	2,703	5,134	400	0	0	0
2030-05-3000-387900	Miscellaneous Revenues	25	29	25	0	0	0
Total Revenue		107,159	109,536	104,888	104,238	104,238	104,238
2030-05-4000-400000	Regular Employees	11,379	17,315	18,011	14,377	14,377	14,377
2030-05-4000-403000	Temporary Employees	0	0	150	2,500	2,500	2,500
2030-05-4000-450000	PERS	3,000	3,094	6,165	4,868	4,868	4,868
2030-05-4000-451000	Social Security	871	1,325	1,389	1,291	1,291	1,291
2030-05-4000-452000	Worker's Compensation	85	130	136	84	84	84
2030-05-4000-453000	Unemployment	58	86	91	51	51	51
2030-05-4000-454000	Medical and Dental Insurance	4,005	0	0	0	0	0
Total Personnel Services		19,398	21,950	25,942	23,171	23,171	23,171
2030-05-5000-509900	Other Professional Services	727	0	2,500	2,000	2,000	2,000
2030-05-5000-517000	Computer Research Service	0	420	600	600	600	600
2030-05-5000-629500	Equipment-Noninventory	310	1,383	4,000	4,500	4,500	4,500
2030-05-5000-646000	Software	10	77	1,000	1,000	1,000	1,000
2030-05-5000-651002	Equip/Vehicle Service Contract	18	6	200	200	200	200
2030-05-5000-668001	Communication Telephone	29	70	100	100	100	100
2030-05-5000-672001	Fire/Liab Interdept Charges	150	150	200	100	100	100
2030-05-5000-740000	Office Supplies and Expenses	258	0	500	800	800	800
2030-05-5000-741000	Postage	0	0	50	50	50	50
2030-05-5000-750000	Subscriptions Books & Periodi	33,248	32,522	50,000	56,500	56,500	56,500
2030-05-5000-756000	Conventions Schools Seminars	0	0	0	600	600	600
Total Materials and Services		34,750	34,628	59,150	66,450	66,450	66,450
Total Expenditures		54,148	56,578	85,092	89,621	89,621	89,621

Douglas County, Oregon
Law Library Fund

PERSONNEL SERVICES					
		Actual	Actual	Revised	Budget
		FTE	FTE	Budget	FY 20-21
		FY 17-18	FY 18-19	FY 19-20	FTE
					Amount
Law Librarian		0.38	0.50	0.50	14,377
Temporary					2,500
PERS	33.86%, 44.00%				4,868
Social Security	7.65%				1,291
Worker's Compensation	0.50%				84
Unemployment	0.30%				51
Total Personnel Services					<u>23,171</u>

Douglas County, Oregon
Salmon Habitat Improvement Fund (213)
Summary

	Actual FY 16-17	Actual FY 17-18	Actual FY 18-19	Revised Budget FY 19-20	Proposed FY 20-21	Approved FY 20-21	Adopted FY 20-21
<u>RESOURCES</u>							
Beginning Fund Balance	10,545	10,670	10,836		12,000	12,000	12,000
Revenues:							
Intergovernmental Revenue-Local Assist		26,450					
Interest	125	166	239				
Total Revenues	125	26,616	239				
TOTAL RESOURCES	10,670	37,286	11,075		12,000	12,000	12,000
<u>REQUIREMENTS</u>							
Materials and Services		26,450					
Transfers Out - General Fund					12,000	12,000	12,000
Total Expenditures		26,450			12,000	12,000	12,000
Ending Fund Balance	10,670	10,836	11,075				
TOTAL REQUIREMENTS	10,670	37,286	11,075		12,000	12,000	12,000
Change in Fund Balance	125	166	239		(12,000)	(12,000)	(12,000)

Douglas County, Oregon
 Salmon Habitat Improvement Fund

Fund Detail

		Actual	Actual	Revised	Proposed	Approved	Adopted
		FY 17-18	FY 18-19	Budget	FY 20-21	FY 20-21	FY 20-21
				FY 19-20			
2130-05-3000-328000	State/Federal Other Assistance	26,450	0	0	0	0	0
2130-05-3000-380000	Interest General Investments	166	239	0	0	0	0
Total Revenue		26,616	239	0	0	0	0
2130-05-5000-629900	Other Materials and Supplies	26,450	0	0	0	0	0
Total Materials and Services		26,450	0	0	0	0	0
2130-05-9500-950100	Transfers To General Fund	0	0	0	12,000	12,000	12,000
Total Other Requirements		0	0	0	12,000	12,000	12,000
Total Expenditures		26,450	0	0	12,000	12,000	12,000

Douglas County, Oregon
Title III Fund (216)
Summary

Summary

	Actual FY 16-17	Actual FY 17-18	Actual FY 18-19	Revised Budget FY 19-20	Proposed FY 20-21	Approved FY 20-21	Adopted FY 20-21
<u>RESOURCES</u>							
Beginning Fund Balance	2,667,118	2,885,421	2,215,145	2,300,000	2,745,217	2,745,217	2,745,217
Revenues:							
Intergovernmental Revenues:							
Secure Rural Schools (SRS) Title III - O&C/Forest Service	1,409,729	398,220	2,304,357		1,010,704	1,010,704	1,010,704
Secure Rural Schools (SRS) Title III - Coos Bay Wagon Rd		1,260	2,341				
* Secure Rural Schools (SRS) Title II (Pass thru)		987,686	1,276,945		1,155,092	1,155,092	1,155,092
Title III - Rollover funds				6,806,545	5,664,783	5,664,783	5,664,783
Interest	113,515	134,299	192,522	85,000	85,000	85,000	85,000
Total Revenue	1,523,244	1,521,465	3,776,165	6,891,545	7,915,579	7,915,579	7,915,579
TOTAL RESOURCES	4,190,362	4,406,886	5,991,310	9,191,545	10,660,796	10,660,796	10,660,796
<u>REQUIREMENTS</u>							
Materials and Services:							
Secure Rural Schools (SRS) Title III County Expenditures	479,514	502,013	221,663	6,266,545	6,895,064	6,895,064	6,895,064
* Secure Rural Schools (SRS) Title II (Pass thru)		987,686	1,276,945		1,155,092	1,155,092	1,155,092
Transfers Out - General Fund	100,763	100,991	113,313	125,000	90,000	90,000	90,000
Public Works Fund	657,776	528,017	430,245	2,600,000	2,372,640	2,372,640	2,372,640
Public Safety Fund	66,888	73,034	150,000	200,000	148,000	148,000	148,000
Total Expenditures	1,304,941	2,191,741	2,192,166	9,191,545	10,660,796	10,660,796	10,660,796
Ending Fund Balance	2,885,421	2,215,145	3,799,144				
TOTAL REQUIREMENTS	4,190,362	4,406,886	5,991,310	9,191,545	10,660,796	10,660,796	10,660,796
Change in Fund Balance	218,303	(670,276)	1,583,999	(2,300,000)	(2,745,217)	(2,745,217)	(2,745,217)

Note: Title III funds are received under safety net legislation and are limited to specific uses as provided in the legislation.

* Title II funds of the safety net legislation remain at the federal level for expenditure. Oregon budget law requires these be shown in the County budget.

Douglas County, Oregon
Title III Fund

Fund Detail

		Actual	Actual	Revised	Proposed	Approved	Adopted
		FY 17-18	FY 18-19	Budget	FY 20-21	FY 20-21	FY 20-21
				FY 19-20			
2160-05-3000-310001	Fed-O & C Receipts SRS 2008	73,195	1,264,940	0	553,663	553,663	553,663
2160-05-3000-310501	Fed-Coos Bay Wagon Rd SRS 2008	1,260	2,341	0	0	0	0
2160-05-3000-311001	Fed-Forest Receipts SRS 2008	325,025	1,039,417	0	457,041	457,041	457,041
2160-05-3000-313001	Fed-Title II O&C SRS 2008	375,778	698,041	0	632,758	632,758	632,758
2160-05-3000-313500	Fed-Title II O&C CBWR SRS 2008	1,440	2,675	0	0	0	0
2160-05-3000-314001	Fed-Title II USFS SRS 2008	610,468	576,229	0	522,334	522,334	522,334
2160-05-3000-319099	Fed-Title III Rollover	0	0	6,806,545	5,664,783	5,664,783	5,664,783
2160-05-3000-380000	Interest General Investments	134,299	192,522	85,000	85,000	85,000	85,000
Total Revenue		1,521,465	3,776,165	6,891,545	7,915,579	7,915,579	7,915,579
2160-05-5000-550000	Intergovernmental Assistance	0	0	5,966,545	6,595,064	6,595,064	6,595,064
2160-05-5000-550020	Intgov't Asst Contrib to Other	251,663	221,663	0	0	0	0
2160-05-5000-550060	Intgov't Asst DFPA Rural Fire	250,350	0	300,000	300,000	300,000	300,000
2160-05-5000-550070	Intgov't Asst Title II O&C	375,778	698,041	0	632,758	632,758	632,758
2160-05-5000-550072	Intgov't Asst Title II CBWR	1,440	2,675	0	0	0	0
2160-05-5000-550074	Intgov't Asst Title II USFS	610,468	576,229	0	522,334	522,334	522,334
Total Materials and Services		1,489,699	1,498,608	6,266,545	8,050,156	8,050,156	8,050,156
2160-05-9500-950100	Transfers To General Fund	100,991	113,313	125,000	90,000	90,000	90,000
2160-05-9500-950201	Transfers To Public Works	528,017	430,245	2,600,000	2,372,640	2,372,640	2,372,640
2160-05-9500-950220	Transfers To Public Safety	73,034	150,000	200,000	148,000	148,000	148,000
Total Other Requirements		702,042	693,558	2,925,000	2,610,640	2,610,640	2,610,640
Total Expenditures		2,191,741	2,192,166	9,191,545	10,660,796	10,660,796	10,660,796

Douglas County, Oregon
 Water Resource Development Fund (215)
 Summary

	Actual FY 16-17	Actual FY 17-18	Actual FY 18-19	Revised Budget FY 19-20	Proposed FY 20-21	Approved FY 20-21	Adopted FY 20-21
<u>RESOURCES</u>							
Beginning Fund Balance	<u>2,227,771</u>	<u>2,798,592</u>	<u>2,798,521</u>	<u>2,250,000</u>	<u>2,200,000</u>	<u>2,200,000</u>	<u>2,200,000</u>
Revenues:							
Charges and Other Revenues	1,460,212	891,164	757,706	800,000	800,000	800,000	800,000
Intergovernmental Revenue	108,577	23,856	101,976	104,000	123,502	123,502	123,502
Interest	<u>25,861</u>	<u>42,218</u>	<u>55,793</u>	<u>45,000</u>	<u>30,000</u>	<u>30,000</u>	<u>30,000</u>
Total Revenues	<u>1,594,650</u>	<u>957,238</u>	<u>915,475</u>	<u>949,000</u>	<u>953,502</u>	<u>953,502</u>	<u>953,502</u>
TOTAL RESOURCES	3,822,421	3,755,830	3,713,996	3,199,000	3,153,502	3,153,502	3,153,502
<u>REQUIREMENTS</u>							
Personnel Services	509,990	476,948	530,134	488,715	492,341	492,341	492,341
Materials and Services	417,222	388,394	447,297	448,526	519,080	519,080	519,080
Capital Outlay	41,617	25,967	50,974	16,850	35,000	35,000	35,000
Operating Contingency				100,000	100,000	100,000	100,000
Transfer Out to General Fund	<u>55,000</u>	<u>66,000</u>	<u>66,000</u>	<u>65,000</u>	<u>84,000</u>	<u>84,000</u>	<u>84,000</u>
Total Expenditures	<u>1,023,829</u>	<u>957,309</u>	<u>1,094,405</u>	<u>1,119,091</u>	<u>1,230,421</u>	<u>1,230,421</u>	<u>1,230,421</u>
Ending Fund Balance	<u>2,798,592</u>	<u>2,798,521</u>	<u>2,619,591</u>	<u>2,079,909</u>	<u>1,923,081</u>	<u>1,923,081</u>	<u>1,923,081</u>
TOTAL REQUIREMENTS	3,822,421	3,755,830	3,713,996	3,199,000	3,153,502	3,153,502	3,153,502
Change in Fund Balance	570,821	(71)	(178,930)	(170,091)	(276,919)	(276,919)	(276,919)
Staffing FTE	6.00	6.00	6.00	5.25	5.25	5.25	5.25
Capital Outlay							
Galesville Facilities Upgrage							15,000
Miscellaneous Small Equipment							5,000
2 Stream Gage Replacements							<u>15,000</u>
							<u>35,000</u>

--Due to a software upgrade account numbers and descriptions may have changed or been combined.

Douglas County, Oregon
Water Resource Development Fund
Operations/Galesville (5980/5990)

	Actual FY 16-17	Actual FY 17-18	Actual FY 18-19	Revised Budget FY 19-20	Proposed FY 20-21	Approved FY 20-21	Adopted FY 20-21
<u>REVENUES</u>							
Charges and Other Revenues	1,460,212	891,164	757,706	800,000	800,000	800,000	800,000
Intergovernmental Revenue	108,577	23,856	101,976	104,000	123,502	123,502	123,502
Interest	25,861	42,218	55,793	45,000	30,000	30,000	30,000
Total Revenues	1,594,650	957,238	915,475	949,000	953,502	953,502	953,502
<u>EXPENDITURES</u>							
Personnel Services	427,200	389,227	436,118	389,428	404,324	404,324	404,324
Materials and Services	416,826	388,230	447,227	447,146	515,630	515,630	515,630
Capital Outlay	41,617	25,967	50,974	16,850	35,000	35,000	35,000
Total Expenditures	885,643	803,424	934,319	853,424	954,954	954,954	954,954
Staffing FTE	5.00	5.00	5.00	4.25	4.25	4.25	4.25

Douglas County, Oregon
Water Resource Development Fund
Operations/Galesville

Department Detail

		Actual	Actual	Revised	Proposed	Approved	Adopted
		FY 17-18	FY 18-19	Budget	FY 20-21	FY 20-21	FY 20-21
				FY 19-20			
2150-55-3000-280000	Electricity Revenues	693,548	550,747	600,000	600,000	600,000	600,000
2150-55-3000-281000	Water Revenues	195,574	202,048	200,000	200,000	200,000	200,000
2150-55-3000-355080	Cost Share BLM Coop StreamGage	23,856	101,976	104,000	123,502	123,502	123,502
2150-55-3000-380000	Interest General Investments	42,218	55,793	45,000	30,000	30,000	30,000
2150-55-3000-387900	Miscellaneous Revenues	2,042	4,911	0	0	0	0
Total Revenue		957,238	915,475	949,000	953,502	953,502	953,502
2150-55-4000-400000	Regular Employees	203,874	264,726	220,468	223,421	223,421	223,421
2150-55-4000-403000	Temporary Employees	27,128	7,139	5,000	16,667	16,667	16,667
2150-55-4000-405000	Overtime	185	241	0	0	0	0
2150-55-4000-450000	PERS	61,191	82,626	83,717	88,788	88,788	88,788
2150-55-4000-451000	Social Security	17,223	20,231	17,248	18,367	18,367	18,367
2150-55-4000-452000	Worker's Compensation	1,734	5,442	4,509	2,401	2,401	2,401
2150-55-4000-453000	Unemployment	1,154	1,360	1,127	720	720	720
2150-55-4000-454000	Medical and Dental Insurance	76,738	54,353	57,359	53,960	53,960	53,960
Total Personnel Services		389,227	436,118	389,428	404,324	404,324	404,324
2150-55-5000-509900	Other Professional Services	68,145	115,608	103,000	129,000	129,000	129,000
2150-55-5000-542000	Cooperative Contracts	144,060	156,339	146,396	156,680	156,680	156,680
2150-55-5000-607000	Field Supplies	937	1,049	2,000	2,500	2,500	2,500
2150-55-5000-629500	Equipment-Noninventory	4,053	5,576	10,000	11,000	11,000	11,000
2150-55-5000-629900	Other Materials and Supplies	32,807	32,208	33,000	35,500	35,500	35,500
2150-55-5000-645000	Equipment/Vehicle Rent	0	0	500	0	0	0
2150-55-5000-646000	Software	200	234	900	1,000	1,000	1,000
2150-55-5000-650000	Interdept Vehicle Expense	12,967	8,629	15,000	17,000	17,000	17,000
2150-55-5000-651000	Equip/Vehicle Maint & Repair	1,854	38	1,500	0	0	0
2150-55-5000-655000	Building and Grounds Maint	1,943	0	0	1,000	1,000	1,000
2150-55-5000-656000	Dam Maintenance	16,465	23,339	20,000	20,000	20,000	20,000
2150-55-5000-656001	Dam Maintenance Transmis Lines	68,000	68,000	68,000	68,000	68,000	68,000
2150-55-5000-656002	Dam Maintenance Reservoir Main	0	0	2,000	2,000	2,000	2,000
2150-55-5000-656003	Dam Maintenance Access Main	0	0	1,000	1,000	1,000	1,000
2150-55-5000-668001	Communication Telephone	12,262	11,929	15,000	35,000	35,000	35,000
2150-55-5000-668501	Utilities Electric	7,769	7,075	8,000	8,000	8,000	8,000
2150-55-5000-671555	Workers' Comp InterdeptCharges	638	0	0	500	500	500

--Due to a software upgrade account numbers and descriptions may have changed or been combined.

Douglas County, Oregon
Water Resource Development Fund
Operations/Galesville

Department Detail

		Actual	Actual	Revised	Proposed	Approved	Adopted
		FY 17-18	FY 18-19	Budget	FY 20-21	FY 20-21	FY 20-21
				FY 19-20			
2150-55-5000-672001	Fire/Liab Interdept Charges	2,500	3,500	3,500	1,700	1,700	1,700
2150-55-5000-685000	License and Permit Fees	9,726	10,614	10,000	15,000	15,000	15,000
2150-55-5000-740000	Office Supplies and Expenses	2,335	2,305	3,000	3,500	3,500	3,500
2150-55-5000-741000	Postage	482	313	500	0	0	0
2150-55-5000-755000	Travel	96	0	2,500	1,000	1,000	1,000
2150-55-5000-756000	Conventions Schools Seminars	991	221	750	5,000	5,000	5,000
2150-55-5000-758000	Dues and Memberships	0	0	600	1,000	1,000	1,000
2150-55-5000-785000	Pre-employment Testing	0	250	0	250	250	250
Total Materials and Services		388,230	447,227	447,146	515,630	515,630	515,630
2150-55-8000-820000	Furniture and Equipment	0	20,722	10,850	15,000	15,000	15,000
2150-55-8000-820099	Furniture and Equipment Noninv	0	0	6,000	5,000	5,000	5,000
2150-55-8000-830000	Vehicles and Heavy Equipment	25,967	30,252	0	15,000	15,000	15,000
Total Capital Outlay		25,967	50,974	16,850	35,000	35,000	35,000
Total Expenditures		803,424	934,319	853,424	954,954	954,954	954,954

Douglas County, Oregon
Water Resource Development Fund
Operations/Galesville

PERSONNEL SERVICES					
	Actual	Actual	Revised	Budget	
	FTE	FTE	Budget	FY 20-21	
	FY 17-18	FY 18-19	FY 19-20	FTE	Amount
Natural Resources Div Manager	1.00	1.00			
Power Plant Operator/Hydrologist	1.00	1.00	1.00	1.00	72,197
Eng & Const Division Engineer			0.25	0.25	21,661
Engineering Technician 2	2.00	2.00	2.00	2.00	91,645
Office Manager 1	1.00	1.00	1.00	1.00	37,918
Total Regular	<u>5.00</u>	<u>5.00</u>	<u>4.25</u>	<u>4.25</u>	<u>223,421</u>
Temporary					16,667
PERS		33.86%,44.00%			88,788
Social Security		7.65%			18,367
Worker's Compensation		1.00%			2,401
Unemployment		0.30%			720
Medical & Dental Insurance		Varied			<u>53,960</u>
Total Personnel Services					<u><u>404,324</u></u>

Douglas County, Oregon
 Water Resource Development Fund
 Watermaster (0440)

	Actual FY 16-17	Actual FY 17-18	Actual FY 18-19	Revised Budget FY 19-20	Proposed FY 20-21	Approved FY 20-21	Adopted FY 20-21
<u>EXPENDITURES</u>							
Personnel Services	82,790	87,721	94,016	99,287	88,017	88,017	88,017
Materials and Services	396	164	70	1,380	3,450	3,450	3,450
Total Expenditures	83,186	87,885	94,086	100,667	91,467	91,467	91,467
Staffing FTE	1.00	1.00	1.00	1.00	1.00	1.00	1.00

Douglas County, Oregon
Water Resource Development Fund
Watermaster

Department Detail

		Actual	Actual	Revised	Proposed	Approved	Adopted
		FY 17-18	FY 18-19	Budget	FY 20-21	FY 20-21	FY 20-21
				FY 19-20			
2150-55-0440-400000	Regular Employees	48,313	52,162	52,853	43,895	43,895	43,895
2150-55-0440-403000	Temporary Employees	0	0	500	8,333	8,333	8,333
2150-55-0440-450000	PERS	18,446	19,911	23,255	14,863	14,863	14,863
2150-55-0440-451000	Social Security	3,559	3,854	4,082	3,995	3,995	3,995
2150-55-0440-452000	Worker's Compensation	362	1,043	1,067	522	522	522
2150-55-0440-453000	Unemployment	241	260	267	157	157	157
2150-55-0440-454000	Medical and Dental Insurance	16,800	16,786	17,263	16,252	16,252	16,252
Total Personnel Services		87,721	94,016	99,287	88,017	88,017	88,017
2150-55-0440-650000	Interdept Vehicle Expense	0	0	800	800	800	800
2150-55-0440-740000	Office Supplies and Expenses	79	17	140	500	500	500
2150-55-0440-741000	Postage	85	53	140	150	150	150
2150-55-0440-756000	Conventions Schools Seminars	0	0	300	2,000	2,000	2,000
Total Materials and Services		164	70	1,380	3,450	3,450	3,450
Total Expenditures		87,885	94,086	100,667	91,467	91,467	91,467

Douglas County, Oregon
 Water Resource Development Fund
 Watermaster

PERSONNEL SERVICES					
	Actual	Actual	Revised	Budget	
	FTE	FTE	Budget	FY 20-21	
	<u>FY 17-18</u>	<u>FY 18-19</u>	<u>FY 19-20</u>	<u>FTE</u>	<u>Amount</u>
Engineering Technician 2	1.00	1.00	1.00	1.00	43,895
Temporary					8,333
PERS		33.86%,44.00%			14,863
Social Security		7.65%			3,995
Worker's Compensation		1.00%			522
Unemployment		0.30%			157
Medical & Dental Insurance		Varied			16,252
Total Personnel Services					<u>88,017</u>

Douglas County, Oregon
Capital Projects Fund (302)
Summary

	Actual FY 16-17	Actual FY 17-18	Actual FY 18-19	Revised Budget FY 19-20	Proposed FY 20-21	Approved FY 20-21	Adopted FY 20-21
<u>RESOURCES</u>							
Beginning Fund Balance	<u>4,459,760</u>	<u>4,349,223</u>	<u>4,117,453</u>	<u>3,100,000</u>	<u>2,800,000</u>	<u>2,800,000</u>	<u>2,800,000</u>
Revenues:							
Intergovernmental Revenues	75,080	1,024,920					
Contributions and Donations	10,000	21,250					
Interest	<u>52,005</u>	<u>71,656</u>	<u>84,931</u>	<u>45,000</u>	<u>40,000</u>	<u>40,000</u>	<u>40,000</u>
Total Revenue	<u>137,085</u>	<u>1,117,826</u>	<u>84,931</u>	<u>45,000</u>	<u>40,000</u>	<u>40,000</u>	<u>40,000</u>
TOTAL RESOURCES	4,596,845	5,467,049	4,202,384	3,145,000	2,840,000	2,840,000	2,840,000
<u>REQUIREMENTS</u>							
Personnel Services	49,139	8,626	1,116	10,000	10,000	10,000	10,000
Materials and Services	123,793	142,078	303,151	1,090,000	1,000,000	1,000,000	1,000,000
Capital Outlay	<u>74,690</u>	<u>1,198,892</u>	<u>408,559</u>	<u>2,045,000</u>	<u>1,830,000</u>	<u>1,830,000</u>	<u>1,830,000</u>
Total Expenditures	<u>247,622</u>	<u>1,349,596</u>	<u>712,826</u>	<u>3,145,000</u>	<u>2,840,000</u>	<u>2,840,000</u>	<u>2,840,000</u>
Ending Fund Balance	<u>4,349,223</u>	<u>4,117,453</u>	<u>3,489,558</u>				
TOTAL REQUIREMENTS	4,596,845	5,467,049	4,202,384	3,145,000	2,840,000	2,840,000	2,840,000
Change in Fund Balance	(110,537)	(231,770)	(627,895)	(3,100,000)	(2,800,000)	(2,800,000)	(2,800,000)
Capital Outlay							
Finance System Upgrade							100,000
Assessment & Tax System Upgrade							572,695
Board Approved Projects							<u>1,157,305</u>
							<u>1,830,000</u>

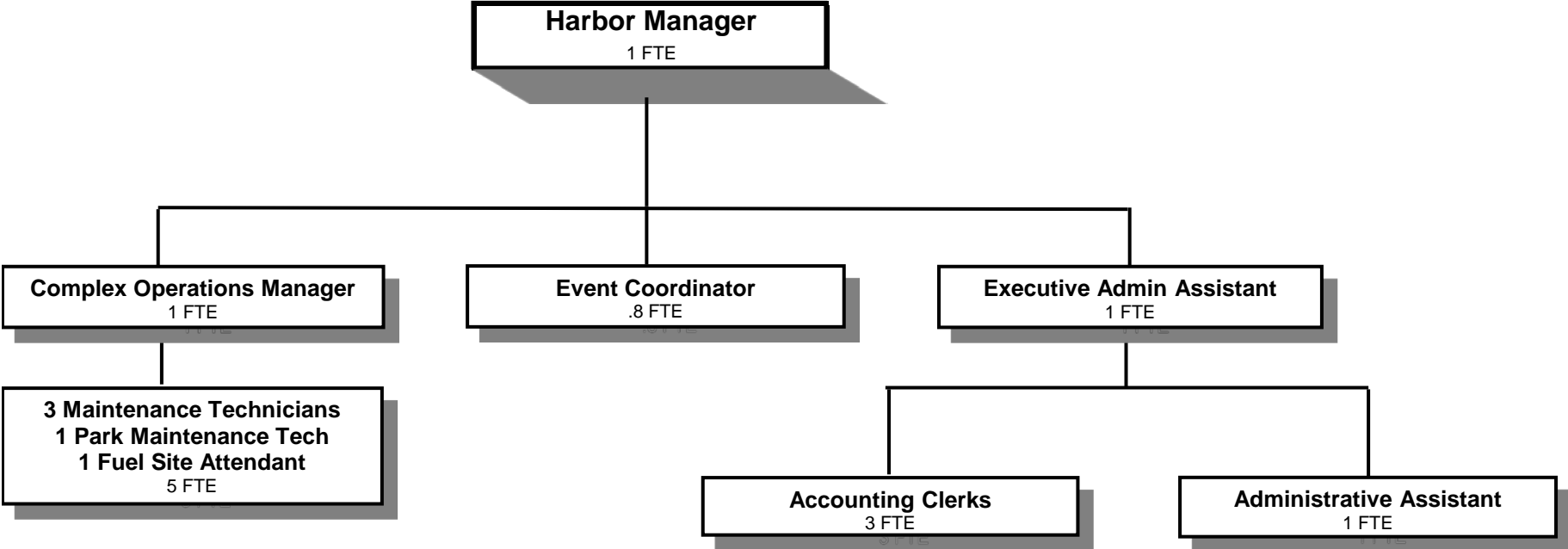
Douglas County, Oregon
Capital Projects Fund

Fund Detail

		Actual	Actual	Revised	Proposed	Approved	Adopted
		FY 17-18	FY 18-19	Budget	FY 20-21	FY 20-21	FY 20-21
				FY 19-20			
3020-05-3000-335200	State Oregon Dept of Justice	1,024,920	0	0	0	0	0
3020-05-3000-380000	Interest General Investments	71,656	84,931	45,000	40,000	40,000	40,000
3020-05-3000-384050	Fairgrounds Donations	21,250	0	0	0	0	0
Total Revenue		1,117,826	84,931	45,000	40,000	40,000	40,000
3020-05-4000-400000	Regular Employees	5,582	0	0	0	0	0
3020-05-4000-403000	Temporary Employees	(1,523)	0	9,183	9,221	9,221	9,221
3020-05-4000-405000	Overtime	917	824	0	0	0	0
3020-05-4000-450000	PERS	1,726	219	0	0	0	0
3020-05-4000-451000	Social Security	475	63	702	705	705	705
3020-05-4000-452000	Worker's Compensation	37	6	69	46	46	46
3020-05-4000-453000	Unemployment	29	4	46	28	28	28
3020-05-4000-454000	Medical and Dental Insurance	1,383	0	0	0	0	0
Total Personnel Services		8,626	1,116	10,000	10,000	10,000	10,000
3020-05-5000-509900	Other Professional Services	0	11,288	0	0	0	0
3020-05-5000-629500	Equipment-Noninventory	24,432	26,813	0	0	0	0
3020-05-5000-629900	Other Materials and Supplies	0	4,212	20,000	0	0	0
3020-05-5000-646000	Software	19,047	80,147	75,000	115,000	115,000	115,000
3020-05-5000-646002	Software Maintenance	98,599	0	0	0	0	0
3020-05-5000-655000	Building and Grounds Maint	0	0	995,000	885,000	885,000	885,000
3020-05-5000-790000	Miscellaneous	0	180,691	0	0	0	0
Total Materials and Services		142,078	303,151	1,090,000	1,000,000	1,000,000	1,000,000
3020-05-8000-810000	Buildings and Improvements	0	0	1,343,305	1,157,305	1,157,305	1,157,305
3020-05-8000-810099	Buildings & Improvement Noninv	661,226	160,278	0	0	0	0
3020-05-8000-820000	Furniture and Equipment	383,658	23,669	0	0	0	0
3020-05-8000-820099	Furniture and Equipment Noninv	154,008	0	0	0	0	0
3020-05-8000-880000	Work in Progress	0	224,612	701,695	672,695	672,695	672,695
Total Capital Outlay		1,198,892	408,559	2,045,000	1,830,000	1,830,000	1,830,000
Total Expenditures		1,349,596	712,826	3,145,000	2,840,000	2,840,000	2,840,000

--Due to a software upgrade account numbers and descriptions may have changed or been combined.

SALMON HARBOR FUND



Douglas County, Oregon
Salmon Harbor Fund (501)
Summary

Summary

	Actual FY 16-17	Actual FY 17-18	Actual FY 18-19	Revised Budget FY 19-20	Proposed FY 20-21	Approved FY 20-21	Adopted FY 20-21
<u>RESOURCES</u>							
Beginning Fund Balance	1,489,302	1,761,189	4,245,789	3,750,000	700,000	700,000	700,000
Revenues:							
Charges, Fees, Rents, Leases, and Other	1,872,966	2,045,701	2,058,523	2,400,600	2,488,650	2,488,650	2,488,650
Intergovernmental Revenues:							
Coos Bay Wagon Pass Thru	27,913	28,734	43,727				
R.V. License Revenues	249,515	255,924	274,955	302,000	315,000	315,000	315,000
All Other	8,549	12,359	4,902	442,150	4,900	4,900	4,900
Interest	19,520	28,699	45,508	50,000	25,000	25,000	25,000
Interfund Loan	2,361,529	2,361,529					
Total Revenues	4,539,992	4,732,946	2,427,615	3,194,750	2,833,550	2,833,550	2,833,550
TOTAL RESOURCES	6,029,294	6,494,135	6,673,404	6,944,750	3,533,550	3,533,550	3,533,550
<u>REQUIREMENTS</u>							
Personnel Services	824,852	907,702	893,056	1,134,251	1,187,263	1,187,263	1,323,023
Materials and Services	1,015,181	1,168,872	1,121,041	1,519,538	1,680,405	1,680,405	1,680,405
Capital Outlay	66,543	54,772	140,759	2,874,424	139,000	139,000	139,000
Transfer Out - General Fund <i>(reimbursement for central services)</i>		117,000	130,000	156,000	180,000	180,000	180,000
Interfund Loan Repayment	2,361,529						
Total Expenditures	4,268,105	2,248,346	2,284,856	5,684,213	3,186,668	3,186,668	3,322,428
Ending Fund Balance	1,761,189	4,245,789	4,388,548	1,260,537	346,882	346,882	211,122
TOTAL REQUIREMENTS	6,029,294	6,494,135	6,673,404	6,944,750	3,533,550	3,533,550	3,533,550
Change in Fund Balance	271,887	2,484,600	142,759	(2,489,463)	(353,118)	(353,118)	(488,878)
Staffing FTE	12.00	12.00	12.00	12.80	12.80	12.80	12.80
<u>Capital Outlay:</u>							
RV Resort Expansion	100,000		Dryer				1,500
Backhoe Thum Extension	20,000		Maintenance Truck				10,000
Power Thatcher	2,500		New Cameras				5,000
							139,000

Douglas County, Oregon
Salmon Harbor Fund

Fund Detail

		Actual	Actual	Revised	Proposed	Approved	Adopted
		FY 17-18	FY 18-19	Budget	FY 20-21	FY 20-21	FY 20-21
				FY 19-20			
5010-70-3000-270000	Park/Camping Revenues	1,041,688	1,139,531	1,216,850	1,520,000	1,520,000	1,520,000
5010-70-3000-270200	Park/Camping Shower Fees	10,885	10,281	11,000	11,000	11,000	11,000
5010-70-3000-270300	Park/Camping Laundromat Fees	19,661	21,263	22,000	25,000	25,000	25,000
5010-70-3000-270400	Monthly Camping Fees	80,992	89,286	83,000	95,000	95,000	95,000
5010-70-3000-270500	Park/Camping Deposits	6,636	665	10,000	15,000	15,000	15,000
5010-70-3000-270600	Park/Camping Gift Cert/RainCk	(231)	7,773	1,000	6,000	6,000	6,000
5010-70-3000-270700	Park/Camp Sewage Disposal Fees	8,298	9,744	8,000	0	0	0
5010-70-3000-275050	Cancelled/Expired Admissn Fees	40,646	34,115	20,000	25,000	25,000	25,000
5010-70-3000-275500	Concessions	97,199	91,596	108,000	108,000	108,000	108,000
5010-70-3000-281000	Water Revenues	699	2,501	5,000	5,000	5,000	5,000
5010-70-3000-286001	Boat Moorage Annually	196,252	203,522	250,000	200,000	200,000	200,000
5010-70-3000-286002	Boat Moorage Monthly	66,259	77,638	80,000	80,000	80,000	80,000
5010-70-3000-286003	Boat Moorage Weekly	26,844	25,858	33,000	35,000	35,000	35,000
5010-70-3000-286004	Boat Moorage Charter Boats	5,635	6,500	8,500	8,000	8,000	8,000
5010-70-3000-286005	Boat Launching	47,208	49,274	60,000	60,000	60,000	60,000
5010-70-3000-286006	Boat Moor/Launch Electricity	1,075	1,660	1,500	1,000	1,000	1,000
5010-70-3000-286007	Boat Moor/Launch Storage Fees	5,483	5,521	6,000	5,000	5,000	5,000
5010-70-3000-335100	State OR State Marine Board	4,900	4,902	142,150	4,900	4,900	4,900
5010-70-3000-335103	St OSMB Abandoned Vessels	7,459	0	0	0	0	0
5010-70-3000-339500	Local Assistance	28,734	43,727	300,000	0	0	0
5010-70-3000-345005	Shared Rev RV Licenses	255,924	274,955	302,000	315,000	315,000	315,000
5010-70-3000-380000	Interest General Investments	28,699	45,508	50,000	25,000	25,000	25,000
5010-70-3000-382070	Marina Activity Center Rents	1,550	1,500	4,500	4,500	4,500	4,500
5010-70-3000-387000	Other Sales	23,616	25,249	30,000	25,000	25,000	25,000
5010-70-3000-387041	Diesel Fuel Sales	208,045	175,073	284,000	200,000	200,000	200,000
5010-70-3000-387042	Gas Fuel Sales	163,581	134,867	178,000	140,000	140,000	140,000
5010-70-3000-387043	Oil Fuel Sales	91	123	250	150	150	150
5010-70-3000-387044	Propane Fuel Sales	16,692	16,914	20,000	10,000	10,000	10,000
5010-70-3000-387900	Miscellaneous Revenues	13,757	15,359	20,000	10,000	10,000	10,000
5010-70-3000-387980	Misc Cash Over/Short	(20)	0	0	0	0	0
5010-70-3000-387985	Misc Discounts Given	(36,290)	(87,823)	(60,000)	(100,000)	(100,000)	(100,000)
5010-70-3000-387995	Misc NSF Checks	(550)	533	0	0	0	0
5010-70-3000-398318	Interfund Loan Forgiven CFM	2,361,529	0	0	0	0	0
Total Revenue		4,732,946	2,427,615	3,194,750	2,833,550	2,833,550	2,833,550

--Due to a software upgrade account numbers and descriptions may have changed or been combined.

Douglas County, Oregon
 Salmon Harbor Fund

Fund Detail

		Actual	Actual	Revised	Proposed	Approved	Adopted
		FY 17-18	FY 18-19	Budget	FY 20-21	FY 20-21	FY 20-21
				FY 19-20			
5010-70-4000-400000	Regular Employees	507,265	497,952	569,719	598,212	598,212	598,212
5010-70-4000-403000	Temporary Employees	59,994	74,565	125,169	134,924	134,924	134,924
5010-70-4000-405000	Overtime	1,746	2,459	6,000	6,000	6,000	6,000
5010-70-4000-450000	PERS	87,921	82,115	115,254	142,383	142,383	278,143
5010-70-4000-451000	Social Security	42,024	42,097	53,618	56,544	56,544	56,544
5010-70-4000-452000	Worker's Compensation	4,267	4,312	5,257	22,174	22,174	22,174
5010-70-4000-453000	Unemployment	5,685	5,750	7,009	4,435	4,435	4,435
5010-70-4000-454000	Medical and Dental Insurance	198,800	183,806	252,225	222,591	222,591	222,591
Total Personnel Services		907,702	893,056	1,134,251	1,187,263	1,187,263	1,323,023
5010-70-5000-500000	Legal Services	5,000	969	5,000	5,000	5,000	5,000
5010-70-5000-505000	Security Services	17,129	16,158	15,500	15,000	15,000	15,000
5010-70-5000-509900	Other Professional Services	37,259	31,409	25,000	25,000	25,000	25,000
5010-70-5000-519900	Other Technical Services	2,295	3,599	15,000	5,000	5,000	5,000
5010-70-5000-606500	Fuel and Oil	0	0	0	150	150	150
5010-70-5000-606501	Fuel and Oil Gas	139,327	121,999	170,000	170,000	170,000	170,000
5010-70-5000-606502	Fuel and Oil Diesel	193,591	150,388	165,000	165,000	165,000	165,000
5010-70-5000-606503	Fuel and Oil Propane	21,028	23,282	25,000	31,000	31,000	31,000
5010-70-5000-606550	Fuel and Oil Lubricants & Oil	109	107	200	200	200	200
5010-70-5000-629500	Equipment-Noninventory	12,360	7,677	17,300	16,500	16,500	16,500
5010-70-5000-629900	Other Materials and Supplies	14,163	21,554	21,908	22,000	22,000	22,000
5010-70-5000-646000	Software	1,176	2,475	5,700	6,300	6,300	6,300
5010-70-5000-650000	Interdept Vehicle Expense	15,995	11,667	15,000	15,000	15,000	15,000
5010-70-5000-651000	Equip/Vehicle Maint & Repair	20,223	13,632	14,500	17,500	17,500	17,500
5010-70-5000-655000	Building and Grounds Maint	178,723	205,319	361,500	439,000	439,000	439,000
5010-70-5000-655002	B&G Maint Electrical Maint	7,110	10,200	15,000	15,000	15,000	15,000
5010-70-5000-655020	B&G Maint M&R Contracts	25,022	16,239	20,000	25,000	25,000	25,000
5010-70-5000-655030	B&G Maint Dredging	0	1,292	0	0	0	0
5010-70-5000-668001	Communication Telephone	11,592	12,296	16,000	16,200	16,200	16,200
5010-70-5000-668002	Communication Pages/Ans Svcs	278	617	350	350	350	350
5010-70-5000-668015	Communication Cell Phones	1,138	1,506	1,500	2,000	2,000	2,000
5010-70-5000-668022	Communication Research OR DMV	12	3	30	50	50	50
5010-70-5000-668500	Utilities	1,850	0	0	700	700	700
5010-70-5000-668501	Utilities Electric	124,909	123,625	145,500	160,500	160,500	160,500
5010-70-5000-668503	Utilities Water and Sewer	15,078	14,004	29,000	40,000	40,000	40,000

--Due to a software upgrade account numbers and descriptions may have changed or been combined.

Douglas County, Oregon
 Salmon Harbor Fund

Fund Detail

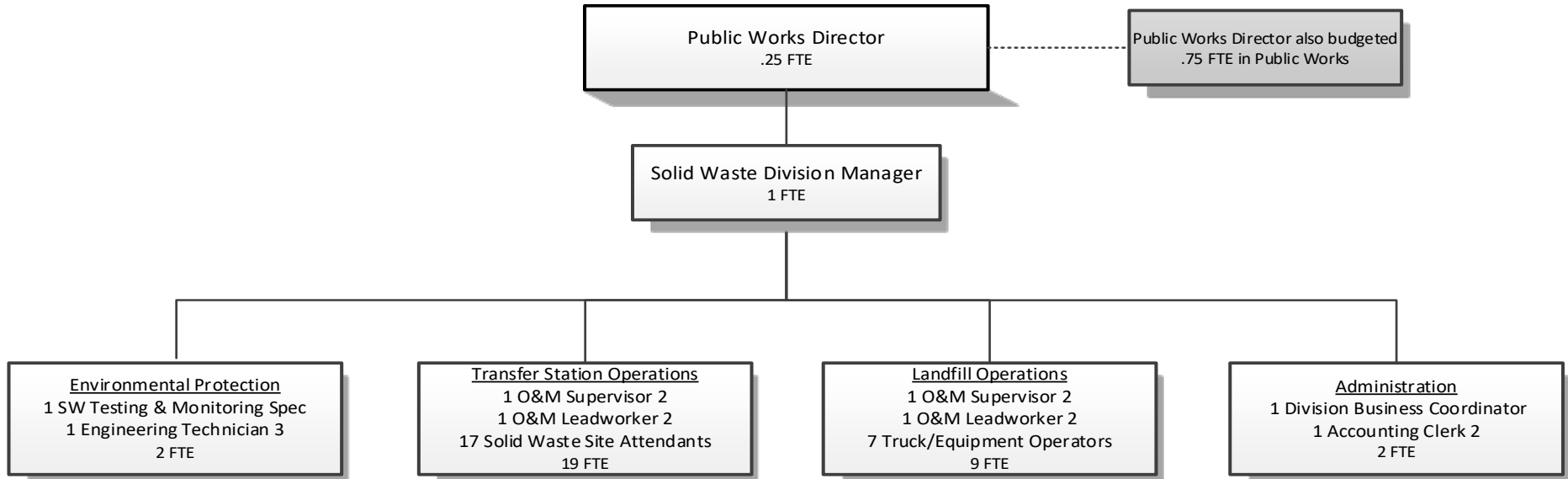
		Actual	Actual	Revised	Proposed	Approved	Adopted
		FY 17-18	FY 18-19	Budget	FY 20-21	FY 20-21	FY 20-21
				FY 19-20			
5010-70-5000-668504	Utilities Garbage	47,902	65,035	70,000	77,900	77,900	77,900
5010-70-5000-668505	Utilities Sewer	114,513	105,624	120,000	137,000	137,000	137,000
5010-70-5000-668507	Utilities Cable TV	33,148	33,291	33,500	63,505	63,505	63,505
5010-70-5000-671555	Workers' Comp InterdeptCharges	0	2,000	0	200	200	200
5010-70-5000-672001	Fire/Liab Interdept Charges	4,000	6,000	6,500	4,400	4,400	4,400
5010-70-5000-672002	Fire/Liability Liability Ins	7,235	0	4,000	5,000	5,000	5,000
5010-70-5000-673000	Liability Claims	693	0	0	2,000	2,000	2,000
5010-70-5000-685000	License and Permit Fees	3,322	1,823	6,000	3,000	3,000	3,000
5010-70-5000-730000	Advertising/Publicity	16,384	27,299	30,000	32,000	32,000	32,000
5010-70-5000-730004	Advertising/Publicity July 4th	4,000	2,000	2,000	2,000	2,000	2,000
5010-70-5000-730005	Advertising/Publicity Brochure	0	0	2,500	2,500	2,500	2,500
5010-70-5000-730006	Advertising/Publicity TideBook	2,825	2,846	3,000	3,200	3,200	3,200
5010-70-5000-730007	Advertising/Publicity Local	9,807	4,759	10,000	10,000	10,000	10,000
5010-70-5000-730008	Advertise/Public Out Rec Show	0	0	0	500	500	500
5010-70-5000-740000	Office Supplies and Expenses	8,090	9,181	15,000	15,000	15,000	15,000
5010-70-5000-750000	Subscriptions Books & Periodi	574	231	600	600	600	600
5010-70-5000-755000	Travel	3,860	3,232	7,000	7,000	7,000	7,000
5010-70-5000-756000	Conventions Schools Seminars	1,525	325	100	100	100	100
5010-70-5000-758000	Dues and Memberships	703	655	1,000	1,000	1,000	1,000
5010-70-5000-785000	Pre-employment Testing	310	319	300	500	500	500
5010-70-5000-786500	Bank Card Fees	64,266	66,307	100,000	105,000	105,000	105,000
5010-70-5000-790000	Miscellaneous	348	97	24,050	15,550	15,550	15,550
Total Materials and Services		1,168,872	1,121,041	1,519,538	1,680,405	1,680,405	1,680,405
5010-70-8000-810000	Buildings and Improvements	0	0	2,808,924	100,000	100,000	100,000
5010-70-8000-820000	Furniture and Equipment	0	7,453	15,000	0	0	0
5010-70-8000-820099	Furniture and Equipment Noninv	6,816	7,135	8,500	9,000	9,000	9,000
5010-70-8000-830000	Vehicles and Heavy Equipment	47,956	48,152	42,000	30,000	30,000	30,000
5010-70-8000-880000	Work in Progress	0	78,019	0	0	0	0
Total Capital Outlay		54,772	140,759	2,874,424	139,000	139,000	139,000
5010-70-9500-950100	Transfers To General Fund	117,000	130,000	156,000	180,000	180,000	180,000
Total Expenditures		2,248,346	2,284,856	5,684,213	3,186,668	3,186,668	3,322,428

--Due to a software upgrade account numbers and descriptions may have changed or been combined.

Douglas County, Oregon
Salmon Harbor Fund

PERSONNEL SERVICES					
	Actual FTE FY 17-18	Actual FTE FY 18-19	Revised Budget FTE FY 19-20	Budget FY 20-21	
				FTE	Amount
Harbor Manager	1.00	1.00	1.00	1.00	106,538
Complex Operations Manager	1.00	1.00	1.00	1.00	65,384
Building Maintenance Tech 2	1.00	1.00	1.00	1.00	50,833
Building Maintenance Tech 1	2.00	1.00	2.00	2.00	76,634
Event Development Coordinator	1.00	1.00	0.80	0.80	39,664
Marine Fuel Site Attendant	1.00	1.00	1.00	1.00	31,678
Park Maintenance Tech 3		1.00	1.00	1.00	47,330
Executive Admin Asst	1.00	1.00	1.00	1.00	47,864
Administrative Assistant	1.00	1.00	1.00	1.00	36,235
Accounting Clerk 2	1.00	1.00	1.00	1.00	39,420
Accounting Clerk 1	2.00	2.00	2.00	2.00	56,632
Total Regular	<u>12.00</u>	<u>12.00</u>	<u>12.80</u>	<u>12.80</u>	<u>598,212</u>
Temporary					134,924
Overtime					6,000
PERS		18.87%, 21.92%			278,143
Social Security		7.65%			56,544
Worker's Compensation		3.00%			22,174
Unemployment		0.60%			4,435
Medical & Dental Insurance		Varied			222,591
Total Personnel Services					<u><u>1,323,023</u></u>

SOLID WASTE



	Actual FY 16-17	Actual FY 17-18	Actual FY 18-19	Revised Budget FY 19-20	Proposed FY 20-21	Approved FY 20-21	Adopted FY 20-21
<u>RESOURCES</u>							
Beginning Fund Balance	2,308,222	3,391,780	5,994,461	5,280,519	5,745,377	5,745,377	5,745,377
Beginning Fund Balance - Closure/Post Closure				2,219,481	2,754,623	2,754,623	2,754,623
Total Beginning Fund Balance	2,308,222	3,391,780	5,994,461	7,500,000	8,500,000	8,500,000	8,500,000
Revenues:							
Solid Waste Fees	7,250,740	7,442,569	7,864,521	6,863,000	7,400,000	7,400,000	7,400,000
Intergovernmental Revenue	20,842	36,319	22,152				
Interest	33,707	72,497	164,333	100,000	100,000	100,000	100,000
All Other Revenues	80,235	(1,042)	35,137				
Total Revenues	7,385,524	7,550,343	8,086,143	6,963,000	7,500,000	7,500,000	7,500,000
TOTAL RESOURCES	9,693,746	10,942,123	14,080,604	14,463,000	16,000,000	16,000,000	16,000,000
<u>REQUIREMENTS</u>							
Personnel Services	1,161,266	2,192,609	2,357,925	2,892,355	3,066,842	3,066,842	3,066,842
Materials and Services	1,564,335	2,433,678	2,699,491	3,114,959	2,930,338	2,930,338	2,930,338
Capital Outlay	2,774,623	150,375	58,431	895,000	3,170,102	3,170,102	3,170,102
Total	5,500,224	4,776,662	5,115,847	6,902,314	9,167,282	9,167,282	9,167,282
Transfers Out for Service Reimbursement to:							
General Fund	160,000	171,000	420,000	350,000	480,000	480,000	480,000
Public Safety Fund	641,742			201,407	174,739	174,739	174,739
Total Expenditures	6,301,966	4,947,662	5,535,847	7,453,721	9,822,021	9,822,021	9,822,021
Ending Fund Balance - Closure/Post Closure			2,219,481	2,671,825	3,258,133	3,258,133	3,258,133
Ending Fund Balance	3,391,780	5,994,461	6,325,276	4,337,454	2,919,846	2,919,846	2,919,846
Total Ending Fund Balance	3,391,780	5,994,461	8,544,757	7,009,279	6,177,979	6,177,979	6,177,979
TOTAL REQUIREMENTS	9,693,746	10,942,123	14,080,604	14,463,000	16,000,000	16,000,000	16,000,000
Change in Fund Balance - Closure/Post Closure			2,219,481	452,344	503,510	503,510	503,510
Change in Fund Balance	1,083,558	2,602,681	330,815	(943,065)	(2,825,531)	(2,825,531)	(2,825,531)
Total Change in Fund Balance	1,083,558	2,602,681	2,550,296	(490,721)	(2,322,021)	(2,322,021)	(2,322,021)
Staffing FTE	14.00	30.00	31.25	33.25	33.25	33.25	33.25

Capital outlay detail on page 225

--Due to a software upgrade account numbers and descriptions may have changed or been combined.

Douglas County, Oregon
Solid Waste Fund

Department Detail

		Actual	Actual	Revised	Proposed	Approved	Adopted
		FY 17-18	FY 18-19	Budget	FY 20-21	FY 20-21	FY 20-21
				FY 19-20			
5400-70-3000-245000	Solid Waste Fees	11,590	19,001	10,000	10,000	10,000	10,000
5400-70-3000-245001	SW Refuse Fees	6,057,986	6,538,928	5,750,000	6,225,300	6,225,300	6,225,300
5400-70-3000-245003	SW Asbestos Disposal Fees	11,032	14,961	16,000	16,000	16,000	16,000
5400-70-3000-245004	SW Petro Contamination Fees	15,140	58,677	10,000	10,000	10,000	10,000
5400-70-3000-245005	SW Infect Med Waste Disposal	2,579	72	500	200	200	200
5400-70-3000-245006	SW Waste Tire Disposal Fees	9,342	8,191	6,000	6,000	6,000	6,000
5400-70-3000-245007	SW Out of County Waste Fees	24	0	0	0	0	0
5400-70-3000-245009	SW Soil Disposal Fees	37,996	35,575	20,000	20,000	20,000	20,000
5400-70-3000-245010	SW Appliance Disposal Fees	14,877	15,664	12,000	12,000	12,000	12,000
5400-70-3000-245011	SW Battery Disposal Fees	6,512	5,980	5,000	5,000	5,000	5,000
5400-70-3000-245012	SW Recycled Oil Disposal Fees	231	0	0	0	0	0
5400-70-3000-245013	SW Construction & Demo Waste	727,105	733,137	650,000	700,000	700,000	700,000
5400-70-3000-245014	SW Mattress Disposal Fees	83,592	83,077	60,000	75,000	75,000	75,000
5400-70-3000-245015	SW Animal Byproducts Fees	4,233	1,206	4,000	1,000	1,000	1,000
5400-70-3000-245020	SW Export Fees	1,585	4,143	1,500	1,500	1,500	1,500
5400-70-3000-245050	SW Recycled Metal Sales	162,275	124,617	120,000	100,000	100,000	100,000
5400-70-3000-245051	SW Yard Mulch/Wood Waste Sales	241,309	213,880	180,000	180,000	180,000	180,000
5400-70-3000-245054	SW Recycled Glass Sales	11,836	4,127	0	0	0	0
5400-70-3000-245065	SW LFG Sales	43,325	3,285	20,000	40,000	40,000	40,000
5400-70-3000-303000	Restitution	3	342	0	0	0	0
5400-70-3000-339000	State Other Assistance	36,319	22,152	0	0	0	0
5400-70-3000-380000	Interest General Investments	72,497	128,930	100,000	100,000	100,000	100,000
5400-70-3000-380010	C-PC Investment Interest	0	35,403	0	0	0	0
5400-70-3000-387080	Sale of Inventory	80	21,910	0	0	0	0
5400-70-3000-387090	Standing Timber Sales	0	800	0	0	0	0
5400-70-3000-387522	Jury/Witness Exp Reimbursemnts	13	0	0	0	0	0
5400-70-3000-387900	Miscellaneous Revenues	165	13,322	0	0	0	0
5400-70-3000-387980	Misc Cash Over/Short	(1,198)	(1,171)	0	0	0	0
5400-70-3000-387995	Misc NSF Checks	(105)	(66)	(2,000)	(2,000)	(2,000)	(2,000)
Total Revenue		7,550,343	8,086,143	6,963,000	7,500,000	7,500,000	7,500,000
5400-70-4000-400000	Regular Employees	1,075,763	1,160,787	1,396,174	1,481,014	1,481,014	1,481,014
5400-70-4000-403000	Temporary Employees	119,034	126,566	113,000	140,000	140,000	140,000
5400-70-4000-405000	Overtime	85,331	81,956	45,000	60,000	60,000	60,000
5400-70-4000-450000	PERS	332,189	361,051	597,033	625,170	625,170	625,170

--Due to a software upgrade account numbers and descriptions may have changed or been combined.

Douglas County, Oregon
Solid Waste Fund

Department Detail

		Actual	Actual	Revised	Proposed	Approved	Adopted
		FY 17-18	FY 18-19	Budget	FY 20-21	FY 20-21	FY 20-21
				FY 19-20			
5400-70-4000-451000	Social Security	96,585	102,289	118,894	128,598	128,598	128,598
5400-70-4000-452000	Worker's Compensation	25,463	27,386	31,083	50,430	50,430	50,430
5400-70-4000-453000	Unemployment	12,736	13,693	15,542	10,086	10,086	10,086
5400-70-4000-454000	Medical and Dental Insurance	445,508	484,197	575,629	571,544	571,544	571,544
Total Personnel Services		2,192,609	2,357,925	2,892,355	3,066,842	3,066,842	3,066,842
5400-70-5000-509900	Other Professional Services	86,822	72,802	35,000	80,000	80,000	80,000
5400-70-5000-519900	Other Technical Services	898,351	1,379,538	1,465,000	1,336,000	1,336,000	1,336,000
5400-70-5000-519902	RE Landfill Closure Tech Svcs	124,007	88,705	20,000	20,000	20,000	20,000
5400-70-5000-560000	Solid Waste Recycling	65,906	4,221	5,000	50,000	50,000	50,000
5400-70-5000-600001	Road/Bridge Materials Rock	163,177	117,663	140,000	80,000	80,000	80,000
5400-70-5000-606000	Tools	0	780	1,000	1,000	1,000	1,000
5400-70-5000-611000	Safety Supplies	2,995	819	3,000	30,000	30,000	30,000
5400-70-5000-629500	Equipment-Noninventory	957	1,675	50,000	20,000	20,000	20,000
5400-70-5000-629900	Other Materials and Supplies	160,107	55,894	165,000	265,000	265,000	265,000
5400-70-5000-629915	Other M&S Landfill	0	0	15,000	15,000	15,000	15,000
5400-70-5000-645000	Equipment/Vehicle Rent	13,061	16,247	15,000	15,000	15,000	15,000
5400-70-5000-646000	Software	246	55	16,459	2,838	2,838	2,838
5400-70-5000-650000	Interdept Vehicle Expense	0	0	0	565,000	565,000	565,000
5400-70-5000-651000	Equip/Vehicle Maint & Repair	554,543	515,941	815,000	0	0	0
5400-70-5000-655010	B&G Maint Structural M&R	0	0	0	25,000	25,000	25,000
5400-70-5000-668001	Communication Telephone	15,681	12,183	15,000	18,000	18,000	18,000
5400-70-5000-668016	Communication Wireless Data	0	0	0	20,000	20,000	20,000
5400-70-5000-668501	Utilities Electric	19,381	18,892	17,000	17,000	17,000	17,000
5400-70-5000-668503	Utilities Water and Sewer	5,273	5,184	6,000	6,000	6,000	6,000
5400-70-5000-671555	Workers' Comp InterdeptCharges	4,772	5,246	0	0	0	0
5400-70-5000-672001	Fire/Liab Interdept Charges	40,000	65,000	77,000	45,000	45,000	45,000
5400-70-5000-673000	Liability Claims	4,000	0	5,000	5,000	5,000	5,000
5400-70-5000-680000	Laundry and Dry Cleaning	2,596	2,593	3,000	3,000	3,000	3,000
5400-70-5000-685000	License and Permit Fees	157,929	239,428	150,000	170,000	170,000	170,000
5400-70-5000-687000	Laboratory and Testing	46,246	22,096	36,000	40,000	40,000	40,000
5400-70-5000-740000	Office Supplies and Expenses	2,660	4,737	6,000	10,000	10,000	10,000
5400-70-5000-741000	Postage	1,974	1,525	2,000	2,000	2,000	2,000
5400-70-5000-756000	Conventions Schools Seminars	1,440	2,091	3,000	30,000	30,000	30,000
5400-70-5000-780000	Legal Publication and Printing	1,872	4,794	1,000	1,000	1,000	1,000

--Due to a software upgrade account numbers and descriptions may have changed or been combined.

Douglas County, Oregon
Solid Waste Fund

Department Detail

		Actual	Actual	Revised	Proposed	Approved	Adopted
		FY 17-18	FY 18-19	Budget	FY 20-21	FY 20-21	FY 20-21
				FY 19-20			
5400-70-5000-785000	Pre-employment Testing	6,002	4,012	3,000	3,000	3,000	3,000
5400-70-5000-786500	Bank Card Fees	53,176	57,310	45,000	55,000	55,000	55,000
5400-70-5000-790000	Miscellaneous	504	60	500	500	500	500
Total Materials and Services		2,433,678	2,699,491	3,114,959	2,930,338	2,930,338	2,930,338
5400-70-8000-810000	Buildings and Improvements	0	0	50,000	0	0	0
5400-70-8000-810099	Buildings & Improvement Noninv	0	0	0	135,570	135,570	135,570
5400-70-8000-820000	Furniture and Equipment	0	56,036	232,000	166,500	166,500	166,500
5400-70-8000-820099	Furniture and Equipment Noninv	7,288	2,395	23,000	45,032	45,032	45,032
5400-70-8000-830000	Vehicles and Heavy Equipment	103,770	0	150,000	253,000	253,000	253,000
5400-70-8000-890099	Infrastructure Noninventory	39,317	0	440,000	2,570,000	2,570,000	2,570,000
Total Capital Outlay		150,375	58,431	895,000	3,170,102	3,170,102	3,170,102
5400-70-9500-950100	Transfers To General Fund	171,000	420,000	350,000	480,000	480,000	480,000
5400-70-9500-950220	Transfers To Public Safety	0	0	201,407	174,739	174,739	174,739
Total Transfers Out		171,000	420,000	551,407	654,739	654,739	654,739
Total Expenditures		4,947,662	5,535,847	7,453,721	9,822,021	9,822,021	9,822,021
Capital Outlay:							
Landfill Scales	100,000	6 Transfer Station Disposal Boxes					60,000
New Computer	1,000	Transfer Station Cameras					20,850
2 Surface Pro Laptops	4,032	OSHA/DEQ Compliant Oil Barrels					40,000
DFN - Transfer Stations	47,585	Leachate Treatment Facility Project					2,000,000
Truck Tractor	160,000	Fiber connection at Roseburg Landfill and Transfer Station					67,135
Sweeper Attachment	6,500	SCS & Vista Research / Consult for Leachate Treatment Proj					160,000
3 Trucks	93,000	Stormwater Compliance at Transfer Stations					410,000
							3,170,102

Douglas County, Oregon
Solid Waste Fund

PERSONNEL SERVICES					
	Actual	Actual	Revised	Budget	
	FTE	FTE	Budget	FY 20-21	
	FY 17-18	FY 18-19	FY 19-20	FTE	Amount
Public Works Director		0.25	0.25	0.25	32,157
Solid Waste Director	1.00				
Solid Waste Division Manager		1.00	1.00	1.00	75,402
S/W Testing & Monitoring Spec	1.00	1.00	1.00	1.00	58,656
S/W Truck Equipment Operator	7.00	7.00	7.00	7.00	354,048
Solid Waste Site Attendant	2.00	16.00	18.00	17.00	589,361
O&M Supervisor 2	1.00	2.00	2.00	2.00	127,091
O&M Supervisor 1	1.00				
O & M Leadworker 2		1.00	1.00	2.00	103,925
O & M Leadworker 1	1.00				
Engineering Technician 3		1.00	1.00	1.00	43,953
Transfer Site Attendant 2	14.00				
Division Business Coordinator	1.00	1.00	1.00	1.00	56,330
Accounting Clerk 2	1.00	1.00	1.00	1.00	40,091
Total Regular	<u>30.00</u>	<u>31.25</u>	<u>33.25</u>	<u>33.25</u>	<u>1,481,014</u>
Temporary					140,000
Overtime					60,000
PERS		33.86%,44.00%			625,170
Social Security		7.65%			128,598
Worker's Compensation		3.00%			50,430
Unemployment		0.60%			10,086
Medical & Dental Insurance		Varied			<u>571,544</u>
Total Personnel Services					<u><u>3,066,842</u></u>

Douglas County, Oregon
Employee Benefit Trust Fund (600)
Summary

Summary

	Actual FY 16-17	Actual FY 17-18	Actual FY 18-19	Revised Budget FY 19-20	Proposed FY 20-21	Approved FY 20-21	Adopted FY 20-21
<u>RESOURCES</u>							
Beginning Fund Balance	5,136,186	4,938,294	5,202,497	6,605,000	8,005,000	8,005,000	8,005,000
Revenues:							
Interdepartmental Charges	9,576,035	9,745,421	10,051,844	11,486,549	10,731,561	10,731,561	10,731,561
Interest	98,298	133,987	197,906	85,000	125,000	125,000	125,000
Other Revenues	165,559	419,703	633,079	700,000	700,000	700,000	700,000
Total Revenues	9,839,892	10,299,111	10,882,829	12,271,549	11,556,561	11,556,561	11,556,561
TOTAL RESOURCES	14,976,078	15,237,405	16,085,326	18,876,549	19,561,561	19,561,561	19,561,561
<u>REQUIREMENTS</u>							
Personnel Services	39,277	223,729	67,757	51,339	54,848	54,848	54,848
Materials and Services	9,998,507	9,811,179	8,094,046	13,795,000	13,785,000	13,785,000	13,785,000
Total Expenditures	10,037,784	10,034,908	8,161,803	13,846,339	13,839,848	13,839,848	13,839,848
Ending Fund Balance	4,938,294	5,202,497	7,923,523	5,030,210	5,721,713	5,721,713	5,721,713
TOTAL REQUIREMENTS	14,976,078	15,237,405	16,085,326	18,876,549	19,561,561	19,561,561	19,561,561
Change in Fund Balance	(197,892)	264,203	2,721,026	(1,574,790)	(2,283,287)	(2,283,287)	(2,283,287)
Staffing FTE	0.50	0.50	0.50	0.50	0.25	0.25	0.25

Douglas County, Oregon
Employee Benefit Trust Fund

Fund Detail

		Actual	Actual	Revised	Proposed	Approved	Adopted
		FY 17-18	FY 18-19	Budget	FY 20-21	FY 20-21	FY 20-21
				FY 19-20			
6000-80-3000-289000	Interdept Charges for Services	9,690,714	10,003,440	11,416,549	10,661,561	10,661,561	10,661,561
6000-80-3000-289001	Intdept Chrgs Workers Comp Clm	38,166	38,198	40,000	40,000	40,000	40,000
6000-80-3000-289002	Intdept Chrgs Liability Claims	16,541	10,206	30,000	30,000	30,000	30,000
6000-80-3000-303000	Restitution	0	550	0	0	0	0
6000-80-3000-339500	Local Assistance	1,170	0	0	0	0	0
6000-80-3000-380000	Interest General Investments	133,987	197,906	85,000	125,000	125,000	125,000
6000-80-3000-387570	Employee Health Ins Contribtns	408,969	630,095	700,000	700,000	700,000	700,000
6000-80-3000-387900	Miscellaneous Revenues	9,564	2,434	0	0	0	0
Total Revenue		10,299,111	10,882,829	12,271,549	11,556,561	11,556,561	11,556,561
6000-80-4000-400000	Regular Employees	184,945	44,099	33,000	31,840	31,840	31,840
6000-80-4000-403000	Temporary Employees	0	0	0	500	500	500
6000-80-4000-450000	PERS	18,851	13,680	11,174	14,230	14,230	14,230
6000-80-4000-451000	Social Security	11,229	3,374	2,525	2,474	2,474	2,474
6000-80-4000-452000	Worker's Compensation	183	209	247	162	162	162
6000-80-4000-453000	Unemployment	121	139	165	97	97	97
6000-80-4000-454000	Medical and Dental Insurance	8,400	6,256	4,228	5,545	5,545	5,545
Total Personnel Services		223,729	67,757	51,339	54,848	54,848	54,848
6000-80-5000-500000	Legal Services	210,104	134,287	600,000	600,000	600,000	600,000
6000-80-5000-509900	Other Professional Services	46,288	46,249	100,000	100,000	100,000	100,000
6000-80-5000-559000	Safety Program	7,343	4,988	15,000	15,000	15,000	15,000
6000-80-5000-629900	Other Materials and Supplies	639	826	5,000	5,000	5,000	5,000
6000-80-5000-650000	Interdept Vehicle Expense	93	0	0	0	0	0
6000-80-5000-671001	Health/Life Ins Health Ins	7,910,315	8,216,928	9,570,000	9,550,000	9,550,000	9,550,000
6000-80-5000-671002	Health/Life Ins Hlth Ins Admin	5,165	5,198	10,000	10,000	10,000	10,000
6000-80-5000-671003	Health/Life Life Ins Premiums	12,449	11,800	20,000	20,000	20,000	20,000
6000-80-5000-671005	Health/Life Ins Health Ins HRA	240,335	219,348	240,000	260,000	260,000	260,000
6000-80-5000-671007	Health/Life Long-Term Disb Ins	157,935	144,344	160,000	160,000	160,000	160,000
6000-80-5000-671501	Workers' Compensation Claims	529,540	258,604	800,000	700,000	700,000	700,000
6000-80-5000-671502	Workers' Compensation Admin	64,865	53,723	60,000	65,000	65,000	65,000
6000-80-5000-671504	Work Comp Stop Loss Premium	48,423	49,353	60,000	60,000	60,000	60,000
6000-80-5000-671505	Work Comp W/C Employer Assmt	14,367	18,865	45,000	50,000	50,000	50,000

--Due to a software upgrade account numbers and descriptions may have changed or been combined.

Douglas County, Oregon
Employee Benefit Trust Fund

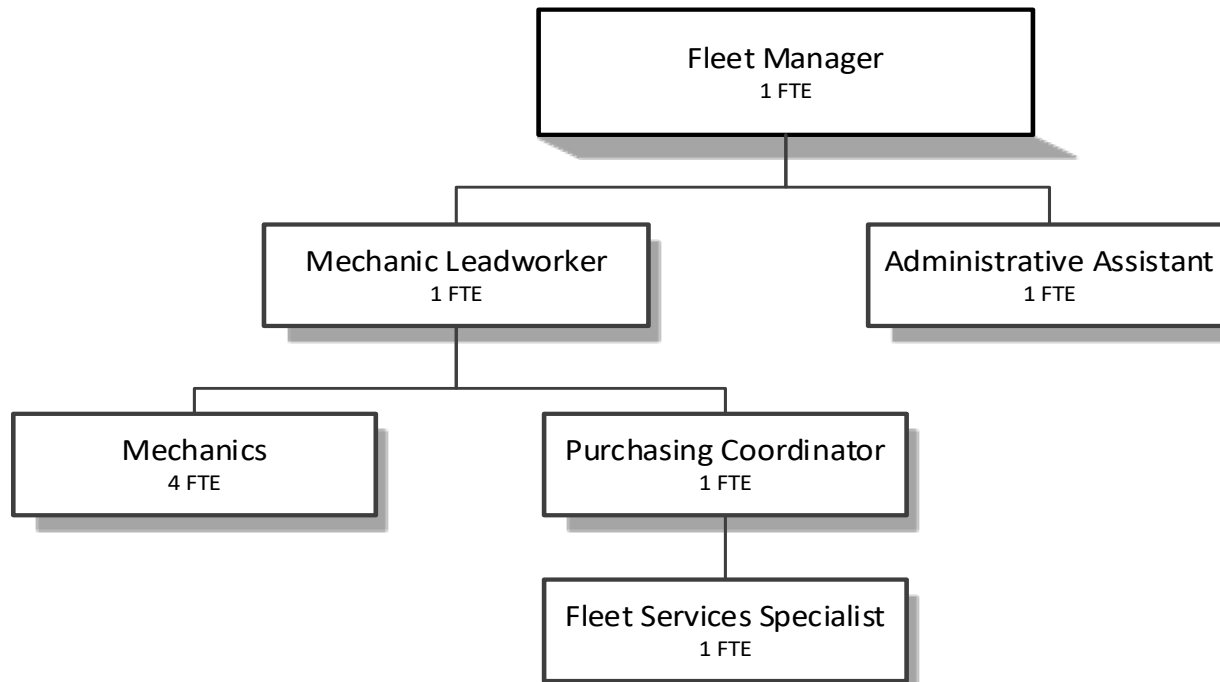
Fund Detail

		Actual	Actual	Revised	Proposed	Approved	Adopted
		FY 17-18	FY 18-19	Budget	FY 20-21	FY 20-21	FY 20-21
				FY 19-20			
6000-80-5000-672000	Fire/Liability Insurance	88,642	100,001	140,000	200,000	200,000	200,000
6000-80-5000-672004	Fire/Liability Excess Liab Ins	126,063	125,829	220,000	240,000	240,000	240,000
6000-80-5000-673000	Liability Claims	190,940	(1,427,041)	1,000,000	1,000,000	1,000,000	1,000,000
6000-80-5000-673500	Unemployment Claims	135,709	129,821	750,000	750,000	750,000	750,000
6000-80-5000-7900xx	Miscellaneous	21,964	923	0	0	0	0
Total Materials and Services		9,811,179	8,094,046	13,795,000	13,785,000	13,785,000	13,785,000
Total Expenditures		10,034,908	8,161,803	13,846,339	13,839,848	13,839,848	13,839,848

Douglas County, Oregon
Employee Benefit Trust Fund

PERSONNEL SERVICES					
	Actual	Actual	Revised	Budget	
	FTE	FTE	Budget	FY 20-21	
	FY 17-18	FY 18-19	FY 19-20	FTE	Amount
Human Resources Director				0.25	31,840
Human Resoures Senior Analyst		0.50	0.50		
Risk Manager	0.50				
Total Regular	0.50	0.50	0.50	0.25	31,840
Temporary					500
PERS		33.86% / 44.00%			14,230
Social Security		7.65%			2,474
Worker's Compensation		0.50%			162
Unemployment		0.30%			97
Medical & Dental Insurance		Varied			5,545
Total Personnel Services					54,848

FLEET MANAGEMENT FUND



Douglas County, Oregon
Fleet Management Fund (620)
Summary

Summary

	Actual FY 16-17	Actual FY 17-18	Actual FY 18-19	Revised Budget FY 19-20	Proposed FY 20-21	Approved FY 20-21	Adopted FY 20-21
<u>RESOURCES</u>							
Beginning Fund Balance	1,224,063	1,400,996	1,367,713	950,000	900,000	900,000	1,014,000
Revenues:							
Interdepartmental Charges	2,943,757	2,896,464	2,722,841	3,213,000	3,230,000	3,230,000	3,230,000
Other Sales and Services	140,642	83,578	102,809	6,000	18,000	18,000	18,000
Interest	13,555	19,890	27,943	10,000	10,000	10,000	10,000
Total Revenue	3,097,954	2,999,932	2,853,593	3,229,000	3,258,000	3,258,000	3,258,000
TOTAL RESOURCES	4,322,017	4,400,928	4,221,306	4,179,000	4,158,000	4,158,000	4,272,000
<u>REQUIREMENTS</u>							
Personnel Services	819,150	867,418	617,458	854,946	873,108	873,108	873,108
Materials and Services	1,729,475	1,789,491	1,771,031	1,866,750	1,911,400	1,911,400	1,911,400
Capital Outlay	372,396	376,306	500,181	685,300	705,300	705,300	819,300
Operating Contingency				170,000	200,000	200,000	200,000
Total Expenditures	2,921,021	3,033,215	2,888,670	3,576,996	3,689,808	3,689,808	3,803,808
Ending Fund Balance	1,400,996	1,367,713	1,332,636	602,004	468,192	468,192	468,192
TOTAL REQUIREMENTS	4,322,017	4,400,928	4,221,306	4,179,000	4,158,000	4,158,000	4,272,000
Change in Fund Balance	176,933	(33,283)	(35,077)	(347,996)	(431,808)	(431,808)	(545,808)
Staffing FTE	11.00	11.00	10.00	9.00	9.00	9.00	9.00
Capital Outlay:							
Office Desk	1,300						20,000
7 Sheriff SUVs	364,000						70,000
1 Sheriff Sedan	23,000						124,000
1 Sheriff Transport Van	38,000						42,000
1 Sheriff 3/4 Ton Pickup	39,000						62,000
1 Sheriff 1/2 Ton Pickup	36,000						819,300

--Due to a software upgrade account numbers and descriptions may have changed or been combined.

Douglas County, Oregon
Fleet Management Fund

Fund Detail

		Actual	Actual	Revised	Proposed	Approved	Adopted
		FY 17-18	FY 18-19	Budget	FY 20-21	FY 20-21	FY 20-21
				FY 19-20			
6200-80-3000-240000	Outside Sales & Services	80,683	27,841	0	12,000	12,000	12,000
6200-80-3000-289010	Intdept Chrgs Fleet Veh/Equip	49,570	49,910	50,000	50,000	50,000	50,000
6200-80-3000-289011	Intdept Chrgs Fleet Motor Pool	9,398	8,337	9,000	6,000	6,000	6,000
6200-80-3000-289012	Intdept Chrgs Fleet Matis&Svcs	1,567,140	1,217,258	1,709,000	1,709,000	1,709,000	1,709,000
6200-80-3000-289013	Intdept Chrgs Fleet Fuel Sales	880,197	961,132	990,000	990,000	990,000	990,000
6200-80-3000-289020	Intdept Chrgs Fleet Replacemnt	390,159	486,204	455,000	475,000	475,000	475,000
6200-80-3000-380000	Interest General Investments	19,890	27,943	10,000	10,000	10,000	10,000
6200-80-3000-387080	Sale of Inventory	2,610	70,448	5,000	5,000	5,000	5,000
6200-80-3000-387900	Miscellaneous Revenues	285	1,048	1,000	1,000	1,000	1,000
6200-80-3000-387990	Misc Subrogating Claim Recovry	0	3,472	0	0	0	0
Total Revenue		2,999,932	2,853,593	3,229,000	3,258,000	3,258,000	3,258,000
6200-80-4000-400000	Regular Employees	451,075	363,406	454,338	464,877	464,877	464,877
6200-80-4000-403000	Temporary Employees	78,708	2,643	20,000	20,000	20,000	20,000
6200-80-4000-405000	Overtime	361	3,660	10,000	10,000	10,000	10,000
6200-80-4000-450000	PERS	137,488	91,166	172,094	175,864	175,864	175,864
6200-80-4000-451000	Social Security	40,562	27,971	37,052	37,858	37,858	37,858
6200-80-4000-452000	Worker's Compensation	3,976	2,773	3,633	2,474	2,474	2,474
6200-80-4000-453000	Unemployment	2,648	1,847	2,422	2,969	2,969	2,969
6200-80-4000-454000	Medical and Dental Insurance	152,600	123,992	155,407	159,066	159,066	159,066
Total Personnel Services		867,418	617,458	854,946	873,108	873,108	873,108
6200-80-5000-503000	Physician Services	324	234	1,000	1,000	1,000	1,000
6200-80-5000-509900	Other Professional Services	572	608	1,000	1,000	1,000	1,000
6200-80-5000-519000	Equipment Technician Services	142,756	129,296	130,000	130,000	130,000	130,000
6200-80-5000-519900	Other Technical Services	266	233	1,000	1,000	1,000	1,000
6200-80-5000-606000	Tools	2,883	941	10,000	10,000	10,000	10,000
6200-80-5000-606501	Fuel and Oil Gas	520,650	524,136	500,000	500,000	500,000	500,000
6200-80-5000-606502	Fuel and Oil Diesel	359,605	377,942	400,000	400,000	400,000	400,000
6200-80-5000-606550	Fuel and Oil Lubricants & Oil	27,440	15,293	30,000	25,000	25,000	25,000
6200-80-5000-606560	Fuel and Oil EPA Reqd Disposal	119	513	1,000	1,000	1,000	1,000
6200-80-5000-607500	Parts & Replacements	114,071	149,838	120,000	120,000	120,000	120,000
6200-80-5000-611000	Safety Supplies	34	168	1,000	2,000	2,000	2,000
6200-80-5000-629500	Equipment-Noninventory	349	947	17,700	2,500	2,500	2,500
6200-80-5000-629502	Equipment-Noninv Computer Repl	0	0	8,500	0	0	0

--Due to a software upgrade account numbers and descriptions may have changed or been combined.

Douglas County, Oregon
Fleet Management Fund

Fund Detail

		Actual FY 17-18	Actual FY 18-19	Revised Budget FY 19-20	Proposed FY 20-21	Approved FY 20-21	Adopted FY 20-21
6200-80-5000-629900	Other Materials and Supplies	13,247	7,054	9,000	7,500	7,500	7,500
6200-80-5000-646000	Software	0	0	1,000	1,000	1,000	1,000
6200-80-5000-646002	Software Maintenance	10,933	17,167	60,500	60,000	60,000	60,000
6200-80-5000-651020	Equip/Vehicle M&R Tires	121,696	124,653	130,000	150,000	150,000	150,000
6200-80-5000-651021	Equip/Vehicle M&R Vehicle Part	385,033	326,691	340,000	340,000	340,000	340,000
6200-80-5000-651033	Equip/Vehicle Fuel System Repr	1,818	20,137	15,000	15,000	15,000	15,000
6200-80-5000-655000	Building and Grounds Maint	12,313	7,353	15,000	65,000	65,000	65,000
6200-80-5000-655010	B&G Maint Structural M&R	0	139	5,000	5,000	5,000	5,000
6200-80-5000-668001	Communication Telephone	3,608	2,910	3,000	2,000	2,000	2,000
6200-80-5000-668003	Communication Remote Comm	2,360	2,666	3,000	3,000	3,000	3,000
6200-80-5000-668010	Communication Internet	0	0	0	1,000	1,000	1,000
6200-80-5000-668500	Utilities	6,253	4,706	1,600	5,000	5,000	5,000
6200-80-5000-668501	Utilities Electric	40,444	37,876	35,000	40,000	40,000	40,000
6200-80-5000-668503	Utilities Water and Sewer	7,381	4,634	6,000	6,000	6,000	6,000
6200-80-5000-671555	Workers' Comp InterdeptCharges	270	0	0	0	0	0
6200-80-5000-672001	Fire/Liab Interdept Charges	3,800	5,500	5,300	3,000	3,000	3,000
6200-80-5000-680000	Laundry and Dry Cleaning	6,394	4,051	7,000	6,000	6,000	6,000
6200-80-5000-685000	License and Permit Fees	1,711	1,657	2,000	2,000	2,000	2,000
6200-80-5000-685090	License & Permit Fleet Veh Lic	515	278	1,000	1,000	1,000	1,000
6200-80-5000-735000	Printing	157	55	150	150	150	150
6200-80-5000-740000	Office Supplies and Expenses	1,109	1,990	2,500	2,500	2,500	2,500
6200-80-5000-741000	Postage	398	200	500	250	250	250
6200-80-5000-750000	Subscriptions Books & Periodi	0	156	0	0	0	0
6200-80-5000-756000	Conventions Schools Seminars	0	242	1,000	1,000	1,000	1,000
6200-80-5000-780000	Legal Publication and Printing	712	767	1,500	1,000	1,000	1,000
6200-80-5000-785000	Pre-employment Testing	270	0	500	500	500	500
Total Materials and Services		1,789,491	1,771,031	1,866,750	1,911,400	1,911,400	1,911,400
6200-80-8000-820099	Furniture and Equipment Noninv	1,395	0	1,300	1,300	1,300	1,300
6200-80-8000-830000	Vehicles and Heavy Equipment	374,911	500,181	684,000	704,000	704,000	818,000
Total Capital Outlay		376,306	500,181	685,300	705,300	705,300	819,300
6200-80-9490-949000	Operating Contingency	0	0	170,000	200,000	200,000	200,000
Total Expenditures		3,033,215	2,888,670	3,576,996	3,689,808	3,689,808	3,803,808

--Due to a software upgrade account numbers and descriptions may have changed or been combined.

Douglas County, Oregon
Fleet Management Fund

PERSONNEL SERVICES					
	Actual	Actual	Revised	Budget	
	FTE	FTE	Budget	FY 20-21	
	FY 17-18	FY 18-19	FY 19-20	FTE	Amount
Fleet Services Manager		1.00	1.00	1.00	85,925
Fleet Maintenance Supervisor	1.00				
Mechanic Leadworker	1.00	1.00	1.00	1.00	58,406
Mechanic	6.00	5.00	4.00	4.00	178,460
Fleet Svcs Purchasing Coordinator	1.00	1.00	1.00	1.00	48,598
Fleet Services Specialist		1.00	1.00	1.00	51,854
Fleet Services Assistant	1.00				
Administrative Assistant	1.00	1.00	1.00	1.00	41,634
Total Regular	11.00	10.00	9.00	9.00	464,877
Temporary					20,000
Overtime					10,000
PERS		33.86%,44.00%			175,864
Social Security		7.65%			37,858
Worker's Compensation		0.50%			2,474
Unemployment		0.60%			2,969
Medical & Dental Insurance		Varied			159,066
Total Personnel Services					873,108

**Douglas County Compensation Plan
Fiscal Year 2020-2021**

Job Code	Description	Minimum Annual Pay Rate	Maximum Annual Pay Rate
2230	911 Communications Manager	61,984	88,171
1290	Accountant	53,622	76,461
1210	Accounting Clerk 1	26,624	37,918
1230	Accounting Clerk 2	33,613	47,965
1250	Accounting Technician 1	33,613	47,965
1250	Accounting Technician 1 SO	37,003	52,790
1270	Accounting Technician 2	37,731	53,914
1912	Admin Assistant (JUV)	33,613	47,965
1910	Administrative Assistant	33,613	47,965
2610	Animal Control Deputy	43,077	55,016
2010	Assessment Manager	50,544	72,197
4577	Assessment Operations Sprvsr	53,622	76,461
4520	Assessment Technician 1	28,205	40,165
4525	Assessment Technician 2	31,678	45,240
9010	Assessor	72,114	72,114
1830	Assistant County Counsel	67,662	96,595
1790	Assistant District Attorney	91,354	130,437
2940	Asst Juv Dept Director	71,677	102,461
2885	Asst Juv Det/Shelter Mgr	50,544	72,197
1360	Auditor	56,722	81,037
8170	Bldg Facilities and Park Direc	76,149	108,659
6690	Bldg Facilities Project Coord	53,622	76,461
6680	Bldg Maintenance Supervisor	50,544	72,197
1980	Board Assistant	37,731	53,914
5140	Bridge Carpenter	38,730	49,379
4110	Bridge Engineer	56,722	81,037
5150	Bridge Equipment Operator	40,602	51,875
5160	Bridge Welder	41,683	53,144
5170	Bridge/Special Projects Mgr	50,544	72,197
8190	Building Facilities Director	70,491	100,630
3140	Building Inspection Supervisor	60,174	85,925
3110	Building Inspector	50,544	72,197
6640	Building Maintenance Tech 1	31,678	45,240
6650	Building Maintenance Tech 2	35,610	50,835
6660	Building Maintenance Tech 3	39,998	57,117
6670	Building Maintenance Tech 4	42,349	60,632
8080	Building Official	74,651	106,538

**Douglas County Compensation Plan
Fiscal Year 2020-2021**

Job Code	Description	Minimum Annual Pay Rate	Maximum Annual Pay Rate
3105	Building Permit Technician	37,731	53,914
1975	Bus Srv Div Dir	63,794	91,104
1925	Business Administrative Coord	42,349	60,632
1930	Business Systems Analyst	42,349	60,632
4390	Cartographic Supervisor	42,349	60,632
4370	Cartographic/GIS Technician 1	31,678	45,240
4580	Chf Dep Assessor/Chf Appraiser	53,622	76,461
2170	Chief Deputy Medical Examiner	57,221	72,946
2050	Chief Deputy/Director of Elect	44,928	64,251
8010	Chief Financial Officer	89,544	128,627
9020	Commissioner	88,774	88,774
2650	Communication Supvsr-Basic	48,755	69,638
2648	Communications Officer-Adv	45,323	57,762
2640	Communications Officer-Basic	45,323	57,762
2644	Communications Officer-Inter	45,323	57,762
2658	Communications Supervisor-Adv	48,755	69,638
6685	Complex Operations Manager	50,544	72,197
2150	Corporal	57,221	72,946
2158	Corporal - Advanced	57,221	72,946
2154	Corporal - Intermediate	57,221	72,946
2310	Corrections Clerk	39,541	50,544
2528	Corrections Deputy-Advanced	51,750	66,102
2520	Corrections Deputy-Basic	51,750	66,102
2524	Corrections Deputy-Intermediat	51,750	66,102
2510	Corrections Deputy-Noncert	40,581	51,896
9030	County Clerk	70,221	70,221
8030	County Counsel	98,509	141,482
2120	Court Security	45,926	60,798
5120	Culvert Flusher	40,602	51,875
6610	Custodian	24,627	33,821
6625	Custodian Foreman	29,806	42,661
6620	Custodian Leadworker	25,043	35,776
6630	Custodian Supervisor	33,613	47,965
1070	Department Assistant	24,627	33,821
1720	Deputy District Attorney 1	65,499	86,507
1740	Deputy District Attorney 2	75,795	100,027
1760	Deputy District Attorney 3	87,672	115,794

**Douglas County Compensation Plan
Fiscal Year 2020-2021**

Job Code	Description	Minimum Annual Pay Rate	Maximum Annual Pay Rate
1780	Deputy District Attorney 4	96,595	137,925
1310	Deputy Treasurer	50,544	72,197
2168	Detective - Advanced	57,221	72,946
2164	Detective - Intermediate	57,221	72,946
2160	Detectives	57,221	72,946
2750	Detention Shelter Counselor 1	43,638	62,338
2752	Detention Shelter Counselor 1 JUV	43,638	62,338
2762	Detention Shelter Counselor 2 JUV	46,259	66,061
2760	Detention Shelter Counselor 2	46,259	66,061
2770	Detention Shelter Counselor 3	49,754	71,198
2772	Detention Shelter Counselor 3 JUV	49,754	71,198
2780	Detention Shelter Supervisor	50,544	72,197
7015	Dining Site Food Service Wkr	24,627	33,821
2360	DINT Property Manager	31,678	45,240
9040	District Attorney	26,728	26,728
1935	Division Business Coordinator	44,928	64,251
1920	Division Business Manager	50,544	72,197
3150	Electrical Inspector	50,544	72,197
2350	Emergency Services Coordinator	53,123	76,024
4120	Eng & Const Division Engineer	71,677	102,461
4065	Eng Contract Administrator	53,622	76,461
4020	Engineering Assistant	24,627	33,821
4090	Engineering Srvy & Mp Supervis	53,622	76,461
4060	Engineering Systems Specialist	56,722	81,037
4040	Engineering Technician 2	37,731	53,914
4050	Engineering Technician 3	42,349	60,632
7530	Environ Health Specialist 1	35,610	50,835
7540	Environ Health Specialist 2	42,349	60,632
7542	Environmental Health Prog Supv	50,544	72,197
3730	Environmental Inspection Spec	42,349	60,632
5280	Environmental Operations Mgr	50,544	72,197
1550	ER Comm. & Commnty Engmnt Spec	56,722	81,037
6454	Event & Exhibit Coordinator	33,613	47,965
6455	Event Development Coordinator	39,998	57,117
1915	Executive Admin. Asst.	37,731	53,914
6420	Fair Complex Groundskeepers	26,624	37,918
6470	Fair Finance Services Mgr	42,349	60,632

**Douglas County Compensation Plan
Fiscal Year 2020-2021**

Job Code	Description	Minimum Annual Pay Rate	Maximum Annual Pay Rate
6440	Fair Maintenance Technician	31,678	45,240
6430	Fair Maintenance Worker	26,624	37,918
6445	Fair Operations Assistant	26,624	37,918
8270	Fairgrounds Complex Director	74,651	106,538
6475	Fairgrounds Complex Lead Tech	35,610	50,835
1350	Finance Services Manager	60,174	85,925
1320	Financial Analyst	44,928	64,251
5570	Fleet Maintenance Coordinator	39,998	57,117
5580	Fleet Maintenance Supervisor	44,928	64,251
5430	Fleet Services Assistant	24,274	28,163
8150	Fleet Services Director	62,546	89,315
5585	Fleet Services Manager	60,174	85,925
5510	Fleet Services Specialist	35,069	44,741
5410	Fleet Services Worker	17,576	25,189
5530	Fleet Srvcs Purchasing Cordntr	40,602	51,875
7010	Food Service Worker	23,920	23,920
4620	Forester	44,928	64,251
8250	Harbor Manager	74,651	106,538
5060	Heavy Equipment Operator	40,602	51,875
5110	Herbicide Applicator	42,141	53,706
5090	Herbicide Truck Operator	36,774	47,091
1520	Human Resources Analyst	39,998	57,117
8020	Human Resources Director	88,670	127,358
1530	Human Resources Senior Analyst	56,722	81,037
8230	Information Systems Director	88,670	127,358
7710	Information Systems Tech	46,654	66,789
2910	Intake Division Manager	53,622	76,461
2174	Investigations Analyst	42,744	54,350
7770	IS Project Manager	82,846	118,581
7730	IS Support Services Manager	53,456	76,398
7740	IS Tech Support Analyst 1	50,440	72,114
7750	IS Tech Support Analyst 2	56,659	81,058
7760	IS Tech Support Analyst 3	66,269	94,640
7780	IS Technical Support Manager	75,920	108,410
7722	IS Telecommunications Spec 2	53,456	76,398
7720	IS Telecommunications Spec 1	47,590	67,974
1600	Justice Court Services Asst 1	25,043	35,776

**Douglas County Compensation Plan
Fiscal Year 2020-2021**

Job Code	Description	Minimum Annual Pay Rate	Maximum Annual Pay Rate
1601	Justice Court Services Asst 2	28,205	40,165
9050	Justice of the Peace	44,470	64,251
2930	Juv Srv Fac & Dev Mgr	60,174	85,925
2820	Juvenile Counselor 1	43,638	62,338
2832	Juvenile Counselor 2	46,259	66,061
2842	Juvenile Counselor 3	49,754	71,198
2850	Juvenile Detention Team Superv	39,998	57,117
8060	Juvenile Director	79,186	113,173
2790	Juvenile Services Specialist 1	32,614	46,467
2792	Juvenile Services Specialist 1 JUV	32,614	46,467
2810	Juvenile Services Specialist 2	36,650	52,333
2812	Juvenile Services Specialist 2 JUV	36,650	52,333
2860	Juvenile Services Supervisor	50,544	72,197
2818	Juvenile Services Team Leader	43,638	62,338
7520	Laboratory Program Manager	42,349	60,632
8140	Land Director	53,622	76,461
6645	Landscape & Outdoor Maint Tech	33,613	47,965
1800	Law Librarian	33,613	47,965
1612	Legal Assist 1 (JUV)	29,307	41,725
1611	Legal Assist 1 (PS)	29,307	41,725
1622	Legal Assist 2 (JUV)	32,802	46,966
1610	Legal Assistant 1	29,307	41,725
1620	Legal Assistant 2	32,802	46,966
2190	Lieutenant	80,496	114,566
5050	Light Equipment Operator	36,774	47,091
5070	Maintenance Blade Operator	40,602	51,875
1940	Management Analyst 1	39,998	57,117
1950	Management Analyst 2	42,349	60,632
1960	Management Analyst 3	47,674	68,141
2129	Marine Cadet	29,806	42,661
6010	Marine Fuel Site Attendant	31,678	45,240
6465	Marketing & Office Manager	50,544	72,197
5550	Mechanic	41,683	53,144
5560	Mechanic Leadworker	45,344	58,427
8110	Museum Director	56,722	81,037
3540	Museum Educator	35,610	50,835
3520	Museum Research Librarian	35,610	50,835

**Douglas County Compensation Plan
Fiscal Year 2020-2021**

Job Code	Description	Minimum Annual Pay Rate	Maximum Annual Pay Rate
4160	Natural Resources Div Manager	60,174	85,925
4140	Natural Resources Technician	31,678	45,240
5190	O & M Leadworker 2	45,344	58,427
5240	O&M Division Manager	71,677	102,461
5230	O&M Manager	50,544	72,197
5210	O&M Supervisor 1	47,674	68,141
5220	O&M Supervisor 2	50,544	72,197
1110	Office Manager 1	26,624	37,918
1120	Office Manager 2	29,806	42,661
1130	Office Manager 3	31,678	45,240
5130	Paint Striper	40,602	51,875
1810	Paralegal	37,731	53,914
5875	Park Coordinator	35,610	50,835
8160	Park Director	79,186	113,173
5840	Park Groundskeeper	26,624	37,918
5870	Park Maintenance Tech 3	35,610	50,835
5850	Park Maintenance Technician 1	31,678	45,240
5860	Park Maintenance Technician 2	33,613	47,965
5890	Park Operations Supervisor	42,349	60,632
5910	Park Operations Manager	47,674	68,141
5880	Park Services Supervisor	39,998	57,117
5830	Park Specialist	31,678	45,240
8070	Parole & Probation Director	63,794	91,104
3010	Parole & Probation Officer 1	37,731	53,914
3020	Parole & Probation Officer 2	42,349	60,632
3050	Parole & Probation Supervisor	47,674	68,141
2148	Patrol Deputy Sheriff-Adv	51,750	66,102
2140	Patrol Deputy Sheriff-Basic	51,750	66,102
2144	Patrol Deputy Sheriff-Intermed	51,750	66,102
2130	Patrol Deputy Sheriff-Recruit	49,358	62,858
4530	Personal Property Technician 2	31,678	45,240
8290	PH Administrator / Hlth Officer	138,029	153,837
3710	Planner 1	42,349	60,632
3720	Planner 2	47,674	68,141
3750	Planner 3	47,674	68,141
8120	Planning Director	79,186	113,173
3780	Planning Manager	63,794	91,104

**Douglas County Compensation Plan
Fiscal Year 2020-2021**

Job Code	Description	Minimum Annual Pay Rate	Maximum Annual Pay Rate
3670	Planning Technical Manager	47,674	68,141
3610	Planning Technician 1	26,624	37,918
3630	Planning Technician 2	31,678	45,240
3650	Planning Technician 3	37,731	53,914
3130	Plans Examiner	56,722	81,037
2270	Police Records Clerk	37,731	48,318
4130	Power Plant Operator/Hydrologi	50,544	72,197
1985	Program/Partnership Coordinator	53,622	76,461
4540	Property Appraiser 1	31,678	45,240
4550	Property Appraiser 2	37,731	53,914
4560	Property Appraiser 3	42,349	60,632
4570	Property Appraiser 4	47,674	68,141
4510	Property Appraiser Trainee	28,205	40,165
2280	Property Manager	42,744	54,350
8130	Public Works Director	89,544	128,627
5020	Public Works Maint Worker 1	25,189	35,381
5030	Public Works Maint Worker 2A	27,789	39,042
5040	Public Works Maint Worker 2B	35,069	44,741
5010	Public Works Temp	24,627	33,821
1340	Purchasing Manager	44,928	64,251
7765	Radio Sys Communications Tech	56,659	81,058
7790	Radio System Comm Mgr	66,269	94,640
4590	Real Property Officer	47,674	68,141
2335	Records & Civil Division Super	48,755	69,638
1050	Records and Elections Tech 1	25,043	35,776
1060	Records and Elections Tech 2	26,624	37,918
1180	Records Technician	28,205	40,165
1535	Risk Manager	56,722	81,037
1540	Risk/Labor Relations Manager	71,677	102,461
6060	RV Resort Manager	50,544	72,197
5270	S/W Testing & Monitoring Spec	45,906	58,677
5260	S/W Truck Equipment Operator	40,602	51,875
6040	Salmon Harbor Project Manager	44,928	64,251
1080	Senior Department Assistant	25,043	35,776
3760	Senior Planner	50,544	72,197
7545	Senior Sanitarian	56,722	81,037
7020	Senior Services Coordinator	26,624	37,918

**Douglas County Compensation Plan
Fiscal Year 2020-2021**

Job Code	Description	Minimum Annual Pay Rate	Maximum Annual Pay Rate
8100	Senior Services Director	56,722	81,037
7040	Senior Services Program Mgr	47,674	68,141
2180	Sergeant	71,635	101,962
9060	Sheriff	125,840	125,840
2110	Sheriff Reserves	28,142	31,824
8180	Solid Waste Director	74,651	106,538
5290	Solid Waste Division Manager	71,677	102,461
5250	Solid Waste Site Attendant	28,080	39,354
7030	Sr Services Case Manager	35,610	50,835
7050	Sr/Disab Srvc Div Director	63,794	91,104
5080	Surfacing Operator	40,602	51,875
4360	Survey Supervisor	47,674	68,141
4340	Survey Support Supervisor	35,610	50,835
4310	Survey Technician 1	26,624	37,918
4320	Survey Technician 2	33,613	47,965
4330	Survey Technician 3	35,610	50,835
9070	Surveyor	72,114	72,114
1170	Tax Clerk	28,205	40,165
2030	Tax Collection Deputy	50,544	72,197
6410	Temp Fair Cmplx Wkr 1	23,920	23,920
7065	Trans Systems Manager	42,349	60,632
2960	Transfer Site Attdt 2	24,627	33,821
9080	Treasurer	26,000	26,000
2865	Treatment Services Manager	50,544	72,197
3515	Umpqua River Lighthouse/Curatr	35,610	50,835
2240	Undersheriff	87,776	124,946
1140	Veterans Claims Specialist	31,678	45,240
8040	Veterans Service Officer	44,928	64,251
1640	Victim Assistance Coordinator	29,806	42,661
7060	Volunteer Services Coordinator	33,613	47,965
4010	Waste Reduction Manager	42,349	60,632
2980	Work Crew Leadworker	37,731	53,914
2990	Work Crew Manager	50,544	72,197
2970	Work Crew Supervisor	35,610	50,835
1645	Youth Program Coordinator	35,610	50,835
1646	Youth Program Coordinator	39,437	56,326
2880	Youth Resident Services Manage	56,722	81,037