

Douglas County, Oregon
FY 2020-21

COMBINED SUMMARY OF BUDGETED RESOURCES AND REQUIREMENTS			
	Revised Budget FY 19-20	Adopted Budget FY 20-21	Increase/ (Decrease)
BEGINNING FUND BALANCES	132,065,430	124,339,867	(7,725,563)
<u>Revenues:</u>			
Timber Receipts/Safety Net Receipts:			
Secure Rural Schools (SRS) Title I / O & C Receipts	4,500,000	6,723,051	2,223,051
Secure Rural Schools (SRS) Title I / Federal Forest Receipts	2,086,667	5,525,493	3,438,826
Secure Rural Schools (SRS) Title III - O&C/Federal Forest		1,010,704	1,010,704
Secure Rural Schools (SRS) Title II (remains at federal level)		1,155,092	1,155,092
	6,586,667	14,414,340	7,827,673
Grants and Other Intergovernmental	43,547,804	36,318,883	(7,228,921)
Property Taxes	10,100,000	10,600,000	500,000
Interest	1,485,371	1,764,355	278,984
Outside Service Charges, Rents, Fees and Other	30,246,394	28,933,723	(1,312,671)
Interfund Service Charges and Reimbursements	14,699,549	13,961,561	(737,988)
Interfund Transfers and Loans	23,277,200	22,413,259	(863,941)
<i>Total Revenues</i>	129,942,985	128,406,121	(1,536,864)
TOTAL RESOURCES	262,008,415	252,745,988	(9,262,427)
<u>Expenditures:</u>			
Personnel Services	55,085,413	55,762,757	677,344
Materials and Services:			
County Operations	58,726,312	52,730,276	(5,996,036)
Safety Net Title II (remains at federal level)		1,155,092	1,155,092
Capital Outlay	30,534,776	26,141,496	(4,393,280)
Operating Contingency	3,217,448	4,810,000	1,592,552
Interfund Transfers and Loans	23,277,200	22,413,259	(863,941)
All Other	1,250,756	1,246,407	(4,349)
<i>Total Expenditures</i>	172,091,905	164,259,287	(7,832,618)
ENDING FUND BALANCES	89,916,510	88,486,701	(1,429,809)
TOTAL REQUIREMENTS	262,008,415	252,745,988	(9,262,427)
CHANGE IN FUND BALANCES	(42,148,920)	(35,853,166)	6,295,754
FTE	527.07	524.95	(2.12)

7/27/2020

Douglas County, Oregon
SUMMARY OF RESOURCES - ALL FUNDS
 FY 2020-21 Budget

Fund	Secure Rural Schools (SRS)	Other Intergovernmental	Property Taxes	Interest	All Other Revenue	Interfund Activity			Beginning Fund Balance	Total Resources
						Interdept Charges	Transfers	Subtotal		
100	6,723,051	4,594,476	10,600,000	466,023	12,568,450		2,074,818	37,026,818	49,000,000	86,026,818
220		4,943,231		6,000	2,912,616		16,760,347	24,622,194	830,000	25,452,194
207		2,358,261			60,100		889,524	3,307,885		3,307,885
201	4,144,120	17,601,563		800,000	35,000		2,372,640	24,953,323	37,675,000	62,628,323
205		53,167		982	1,073,168		10,000	1,137,317		1,137,317
208				60,350	656,501		60,000	776,851	8,800,000	9,576,851
206	1,381,373	350,000		1,000	1,000			1,733,373		1,733,373
202					83,000		177,939	260,939	8,650	269,589
250					33,000		67,991	100,991		100,991
214		110,000						110,000		110,000
212		200,000		15,000				215,000	1,800,000	2,015,000
203					104,238			104,238	250,000	354,238
213								0	12,000	12,000
216	2,165,796	5,664,783		85,000				7,915,579	2,745,217	10,660,796
215		123,502		30,000	800,000			953,502	2,200,000	3,153,502
302				40,000				40,000	2,800,000	2,840,000
501		319,900		25,000	2,488,650			2,833,550	700,000	3,533,550
540				100,000	7,400,000			7,500,000	8,500,000	16,000,000
600				125,000	700,000	10,731,561		11,556,561	8,005,000	19,561,561
620				10,000	18,000	3,230,000		3,258,000	1,014,000	4,272,000
	<u>14,414,340</u>	<u>36,318,883</u>	<u>10,600,000</u>	<u>1,764,355</u>	<u>28,933,723</u>	<u>13,961,561</u>	<u>22,413,259</u>	<u>128,406,121</u>	<u>124,339,867</u>	<u>252,745,988</u>

Less:

Interfund Activity

(36,374,820)

Current Year Revenues for Graph

92,031,301

7/27/2020

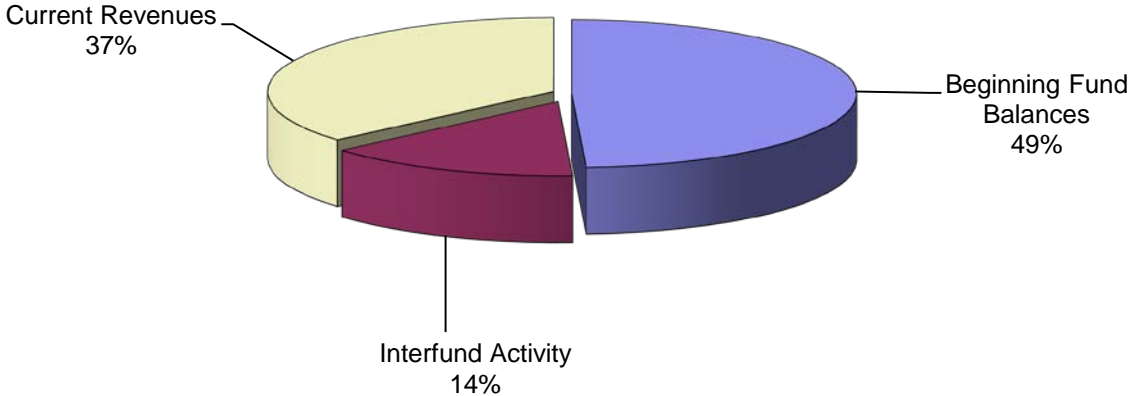
Douglas County, Oregon
SUMMARY OF REQUIREMENTS - ALL FUNDS
 FY 2020-21 Budget

Fund	Personnel Services	Materials and Services	Capital Outlay	Other*	Interfund Activity		Total Expenditures	Ending Fund Balance	Total Requirements	
					Contingency	Transfers				
100	General Fund	22,556,731	5,867,691	1,750,015	1,000,000	3,000,000	10,752,907	44,927,344	41,099,474	86,026,818
220	Public Safety	19,346,025	5,081,489	212,320				24,639,834	812,360	25,452,194
207	Health & Soc Services	1,120,023	2,089,044				98,818	3,307,885		3,307,885
201	Public Works	5,753,760	6,961,420	14,677,225		1,500,000	7,955,155	36,847,560	25,780,763	62,628,323
205	County Fair Board	602,902	525,881	8,534				1,137,317		1,137,317
208	County Forest Mgm't	430,539	544,305	3,000,000		10,000	55,000	4,039,844	5,537,007	9,576,851
206	County Schools		1,733,373					1,733,373		1,733,373
202	Dog Control	109,444	160,145					269,589		269,589
250	Predator Damage Control		100,991					100,991		100,991
214	Drug Abuse Prevention		110,000					110,000		110,000
212	Industrial Development		768,200	500,000	246,407		10,000	1,524,607	490,393	2,015,000
203	Law Library	23,171	66,450					89,621	264,617	354,238
213	Salmon Habitat Imp						12,000	12,000		12,000
216	Title III		8,050,156				2,610,640	10,660,796		10,660,796
215	Water Resource Dev	492,341	519,080	35,000		100,000	84,000	1,230,421	1,923,081	3,153,502
302	Capital Projects	10,000	1,000,000	1,830,000				2,840,000		2,840,000
501	Salmon Harbor	1,323,023	1,680,405	139,000			180,000	3,322,428	211,122	3,533,550
540	Solid Waste	3,066,842	2,930,338	3,170,102			654,739	9,822,021	6,177,979	16,000,000
600	Employee Benefit Trust	54,848	13,785,000					13,839,848	5,721,713	19,561,561
620	Fleet Management	873,108	1,911,400	819,300		200,000		3,803,808	468,192	4,272,000
		<u>55,762,757</u>	<u>53,885,368</u>	<u>26,141,496</u>	<u>1,246,407</u>	<u>4,810,000</u>	<u>22,413,259</u>	<u>164,259,287</u>	<u>88,486,701</u>	<u>252,745,988</u>
Less:										
Interfund Activity										<u>(36,374,820)</u>
Current Expenditures for Graph										<u>127,884,467</u>

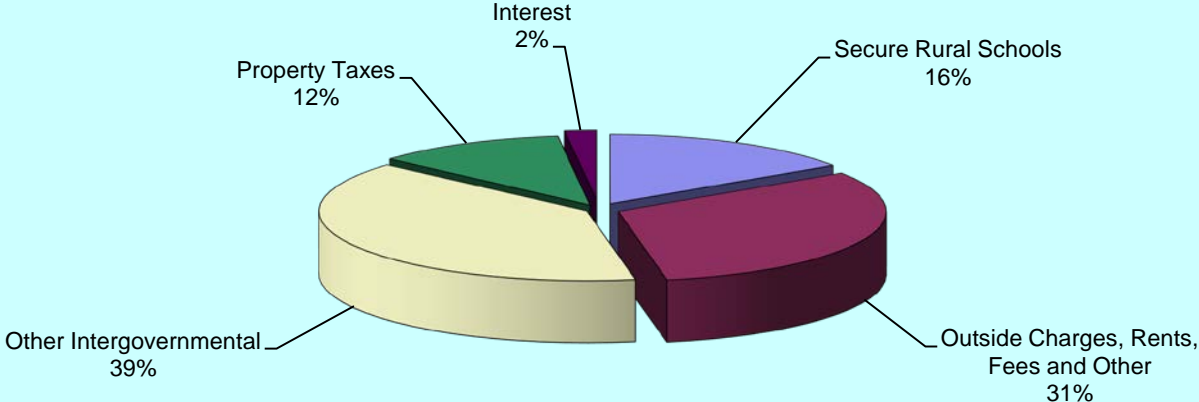
* Other Requirements are Debt Service and Additions to Notes Receivable.

BUDGETED RESOURCES - ALL FUNDS
FY 2020-21

TOTAL BUDGETED RESOURCES \$252,745,988

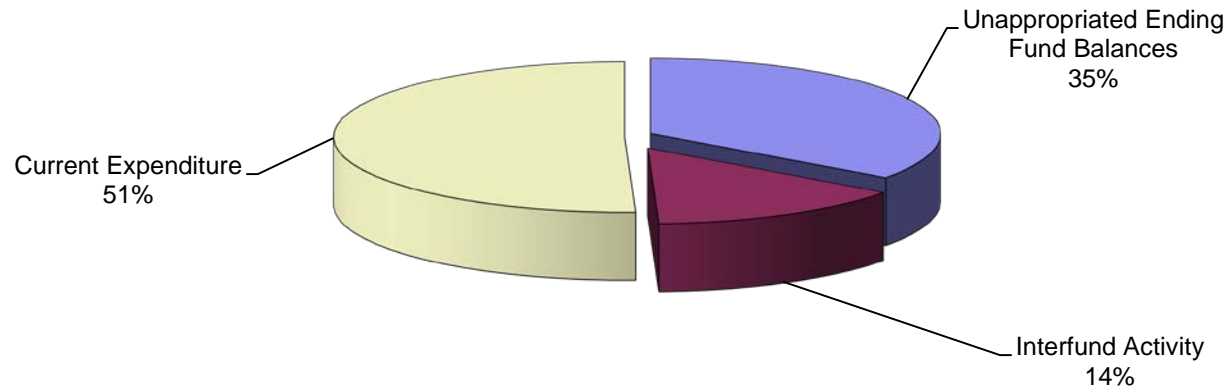


CURRENT REVENUES - \$92,031,301

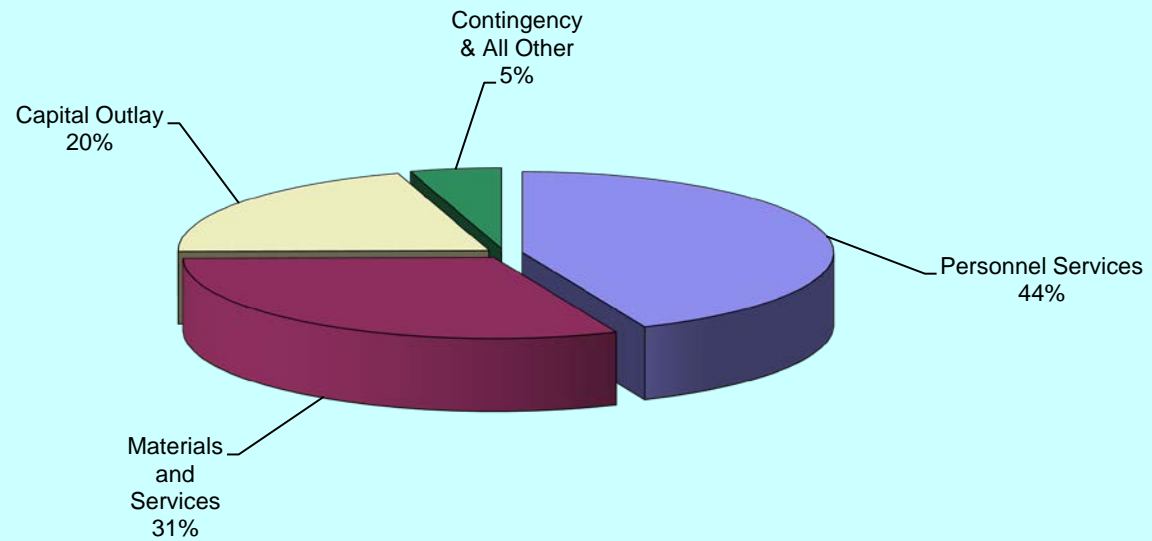


BUDGETED REQUIREMENTS - ALL FUNDS
FY 2020-21

TOTAL BUDGETED REQUIREMENTS \$252,745,988



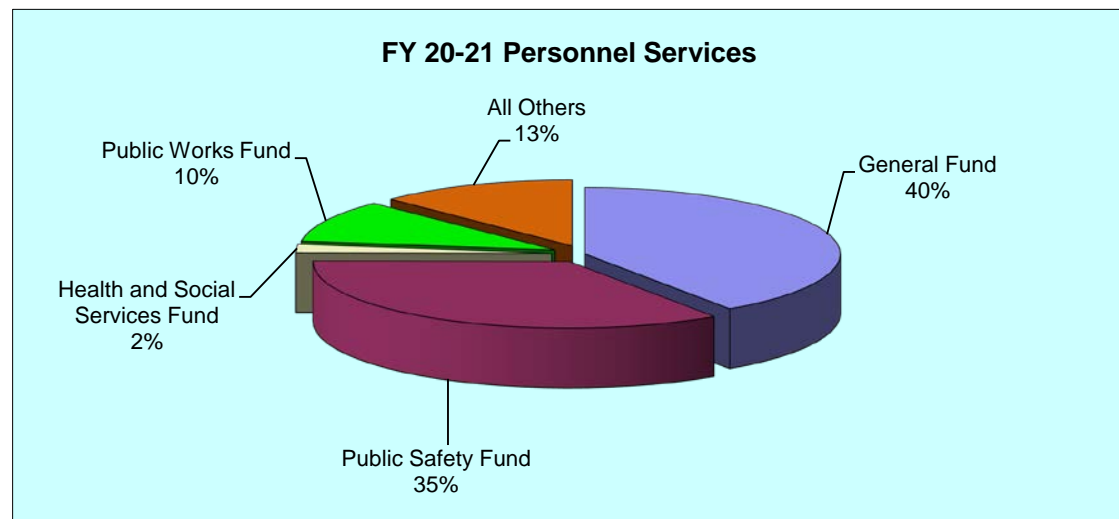
CURRENT EXPENDITURES \$127,884,467



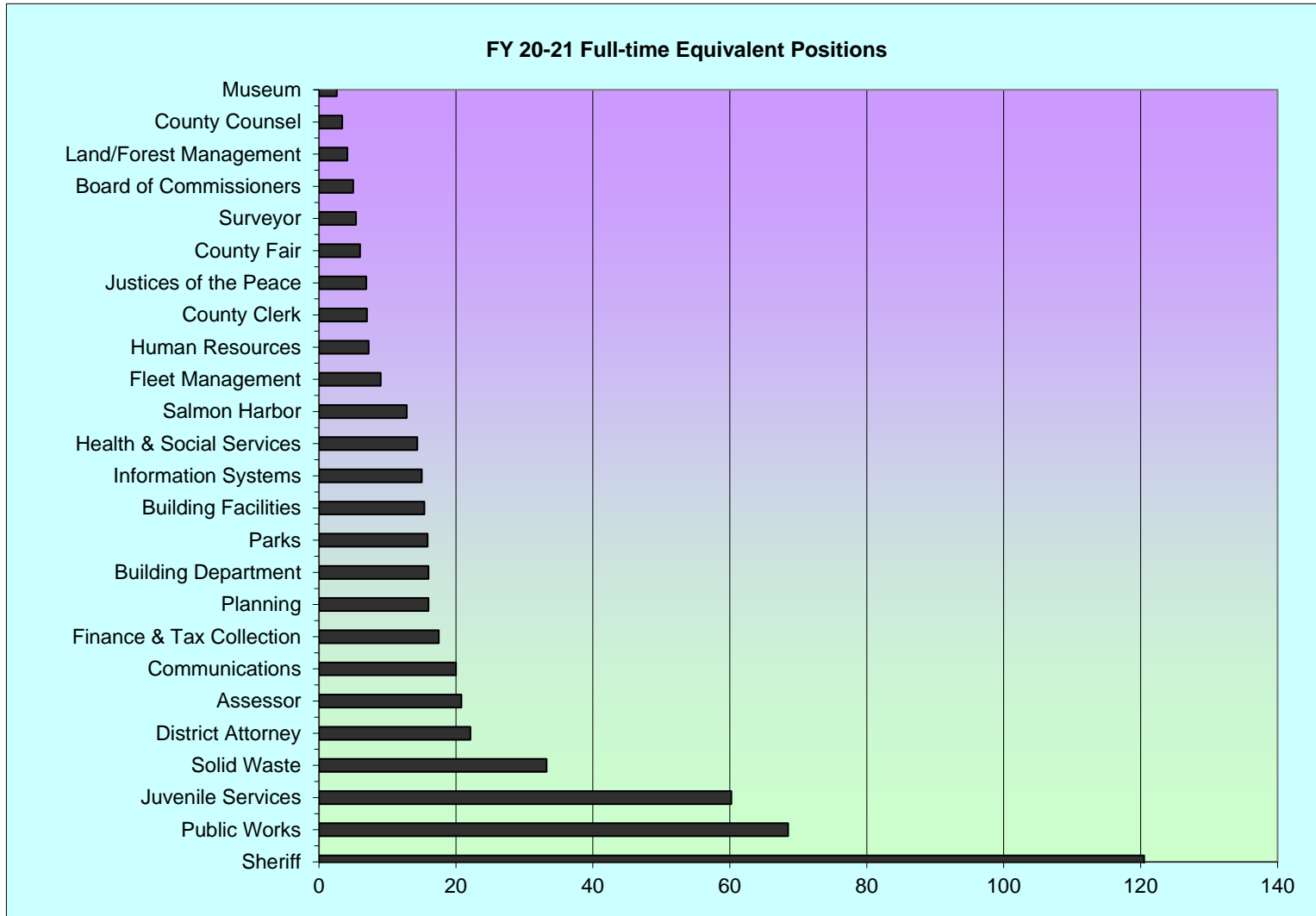
Douglas County, Oregon
PERSONNEL SERVICES
FY 2020-21

Fund Name	Revised Budget	Adopted Budget	Change	
	FY 19-20	FY 20-21	Amount	Percent
General Fund	\$21,886,201	\$22,556,731	\$670,530	3.06%
Public Safety Fund	19,199,340	19,346,025	146,685	0.76%
Health and Social Services Fund	1,208,016	1,120,023	(87,993)	-7.28%
Public Works Fund	5,922,638	5,753,760	(168,878)	-2.85%
County Fair Board Fund	1,004,728	602,902	(401,826)	-39.99%
County Forest Management Fund	302,502	430,539	128,037	42.33%
Dog Control Fund	104,440	109,444	5,004	4.79%
Law Library Fund	25,942	23,171	(2,771)	-10.68%
Water Resource Development Fund	488,715	492,341	3,626	0.74%
Capital Projects Fund	10,000	10,000	0	0.00%
Salmon Harbor Fund	1,134,251	1,323,023	188,772	16.64%
Solid Waste Fund	2,892,355	3,066,842	174,487	6.03%
Employee Benefit Trust Fund	51,339	54,848	3,509	6.83%
Fleet Management Fund	854,946	873,108	18,162	2.12%
TOTAL - ALL FUNDS	\$55,085,413	\$55,762,757	\$677,344	1.23%

Full-time Equivalent Positions			
Revised Budget	Adopted Budget	Change	
		FY 19-20	FY 20-21
230.17	234.07	3.90	1.69%
147.95	146.95	(1.00)	-0.68%
14.35	14.35	0.00	0.00%
60.50	57.50	(3.00)	-4.96%
8.80	6.00	(2.80)	-31.82%
3.00	4.15	1.15	38.33%
1.00	1.00	0.00	0.00%
0.50	0.38	(0.12)	-24.00%
5.25	5.25	0.00	0.00%
12.80	12.80	0.00	0.00%
33.25	33.25	0.00	0.00%
0.50	0.25	(0.25)	-50.00%
9.00	9.00	0.00	0.00%
527.07	524.95	(2.12)	-0.40%



Douglas County, Oregon
 FULL-TIME EQUIVALENT POSITIONS
 FY 2020-21 Budget



	Actual						Budget	
	13-14	14-15	15-16	16-17	17-18	18-19	19-20	20-21
Budgeted Full-time Equivalent Positions	715.20	599.18	578.38	553.28	532.23	541.12	527.07	524.95