

Douglas County, Oregon  
FY 2021-22

COMBINED SUMMARY OF BUDGETED RESOURCES AND REQUIREMENTS			
	Revised Budget FY 20-21	Adopted Budget FY 21-22	Increase/ (Decrease)
BEGINNING FUND BALANCES	125,651,546	138,795,000	13,143,454
<b><u>Revenues:</u></b>			
Timber Receipts/Safety Net Receipts:			
Secure Rural Schools (SRS) Title I / O & C Receipts	6,723,051	4,000,000	(2,723,051)
Secure Rural Schools (SRS) Title I / Federal Forest Receipts	5,525,493	1,121,964	(4,403,529)
Secure Rural Schools (SRS) Title III - O&C/Federal Forest	1,010,704	0	(1,010,704)
Secure Rural Schools (SRS) Title II (remains at federal level)	1,155,092	0	(1,155,092)
	14,414,340	5,121,964	(9,292,376)
Grants and Other Intergovernmental	46,437,777	43,827,625	(2,610,152)
Property Taxes	10,600,000	11,300,000	700,000
Interest	1,764,355	1,292,570	(471,785)
Outside Service Charges, Rents, Fees and Other	30,088,438	32,619,802	2,531,364
Interfund Service Charges and Reimbursements	13,986,561	13,479,490	(507,071)
Interfund Transfers and Loans	23,263,259	26,338,013	3,074,754
<i>Total Revenues</i>	140,554,730	133,979,464	(6,575,266)
<b>TOTAL RESOURCES</b>	266,206,276	272,774,464	6,568,188
<b><u>Expenditures:</u></b>			
Personnel Services	56,583,247	60,372,140	3,788,893
Materials and Services:			
County Operations	65,340,996	71,257,375	5,916,379
Safety Net Title II (remains at federal level)	1,155,092		(1,155,092)
Capital Outlay	27,363,117	41,731,596	14,368,479
Operating Contingency	2,767,457	2,610,000	(157,457)
Interfund Transfers and Loans	23,263,259	26,338,013	3,074,754
All Other	1,246,407	314,384	(932,023)
<i>Total Expenditures</i>	177,719,575	202,623,508	24,903,933
ENDING FUND BALANCES	88,486,701	70,150,956	(18,335,745)
<b>TOTAL REQUIREMENTS</b>	266,206,276	272,774,464	6,568,188
CHANGE IN FUND BALANCES	(37,164,845)	(68,644,044)	(31,479,199)
FTE	526.45	528.28	1.83

Douglas County, Oregon  
**SUMMARY OF RESOURCES - ALL FUNDS**  
 FY 2021-22 Budget

Fund	Timber Receipts	Other Intergovernmental	Property Taxes	Interest	All Other Revenue	Interfund Activity		Subtotal	Beginning Fund Balance	Total Resources
						Interdept Charges	Transfers			
1000 General Fund	4,000,000	6,235,928	11,300,000	525,621	13,105,626		2,196,818	37,363,993	55,000,000	92,363,993
2200 Public Safety		5,093,267		5,100	2,940,667		18,201,563	26,240,597	890,000	27,130,597
2070 Health & Soc Services		2,348,268			79,400		977,579	3,405,247	2,500,000	5,905,247
2010 Public Works	841,473	14,268,950		300,000	35,000		3,506,902	18,952,325	32,000,000	50,952,325
2050 County Fair Board		89,166			1,922,045		10,000	2,021,211		2,021,211
2080 County Forest Mgm't				70,349	219,672		60,000	350,021	9,000,000	9,350,021
2060 County Schools	280,491	350,000		1,000	2,000			633,491		633,491
2020 Dog Control		15,000			85,575		182,114	282,689		282,689
2500 Predator Damage Control					50,000		3,037	53,037	50,000	103,037
2140 Drug Abuse Prevention		113,000						113,000		113,000
2120 Industrial Development		400,000		20,000				420,000	1,500,000	1,920,000
2030 Law Library					74,844			74,844	280,000	354,844
2160 Title III		4,500,000		85,000				4,585,000	4,220,000	8,805,000
2180 Government Relief Fund		10,000,000						10,000,000	7,000,000	17,000,000
2150 Water Resource Dev		124,146		30,000	400,000			554,146	2,400,000	2,954,146
3020 Capital Projects				30,000				30,000	2,500,000	2,530,000
5010 Salmon Harbor		289,900		500	2,536,273		1,200,000	4,026,673		4,026,673
5400 Solid Waste				100,000	10,430,700			10,530,700	12,000,000	22,530,700
6000 Employee Benefit Trust				115,000	720,000	10,506,990		11,341,990	8,505,000	19,846,990
6200 Fleet Management				10,000	18,000	2,972,500		3,000,500	950,000	3,950,500
	<u>5,121,964</u>	<u>43,827,625</u>	<u>11,300,000</u>	<u>1,292,570</u>	<u>32,619,802</u>	<u>13,479,490</u>	<u>26,338,013</u>	<u>133,979,464</u>	<u>138,795,000</u>	<u>272,774,464</u>

Less:

Interfund Activity

(39,817,503)

Current Year Revenues for Graph

94,161,961

Douglas County, Oregon  
**SUMMARY OF REQUIREMENTS - ALL FUNDS**  
 FY 2021-22 Budget

Fund	Personnel Services	Materials and Services	Capital Outlay	Other*	Interfund Activity		Total Expenditures	Ending Fund Balance	Total Requirements
					Contingency	Transfers			
1000 General Fund	24,689,907	7,174,416	3,272,700	100,000	2,000,000	11,683,896	48,920,919	43,443,074	92,363,993
2200 Public Safety	20,969,453	5,057,384	289,200				26,316,037	814,560	27,130,597
2070 Health & Soc Services	1,352,785	4,453,644				98,818	5,905,247		5,905,247
2010 Public Works	6,084,300	6,838,350	25,887,179		300,000	8,478,774	47,588,603	3,363,722	50,952,325
2050 County Fair Board	817,026	1,199,185	5,000				2,021,211		2,021,211
2080 County Forest Mgm't	363,725	598,790	3,503,000		10,000	1,260,000	5,735,515	3,614,506	9,350,021
2060 County Schools		633,491					633,491		633,491
2020 Dog Control	115,644	167,045					282,689		282,689
2500 Predator Damage Control		103,037					103,037		103,037
2140 Drug Abuse Prevention		113,000					113,000		113,000
2120 Industrial Development		868,200	500,000	214,384		10,000	1,592,584	327,416	1,920,000
2030 Law Library	24,731	64,450	2,000				91,181	263,663	354,844
2160 Title III		5,086,683				3,718,317	8,805,000		8,805,000
2180 Government Relief Fund		17,000,000					17,000,000		17,000,000
2150 Water Resource Dev	437,762	522,900	885,000		100,000	71,000	2,016,662	937,484	2,954,146
3020 Capital Projects	10,000	1,000,000	1,520,000				2,530,000		2,530,000
5010 Salmon Harbor	1,368,215	1,673,500	761,450			204,000	4,007,165	19,508	4,026,673
5400 Solid Waste	3,154,005	3,047,000	4,673,067			813,208	11,687,280	10,843,420	22,530,700
6000 Employee Benefit Trust	59,194	14,005,000					14,064,194	5,782,796	19,846,990
6200 Fleet Management	925,393	1,651,300	433,000		200,000		3,209,693	740,807	3,950,500
	<u>60,372,140</u>	<u>71,257,375</u>	<u>41,731,596</u>	<u>314,384</u>	<u>2,610,000</u>	<u>26,338,013</u>	<u>202,623,508</u>	<u>70,150,956</u>	<u>272,774,464</u>

Less:

Interfund Activity

(39,817,503)

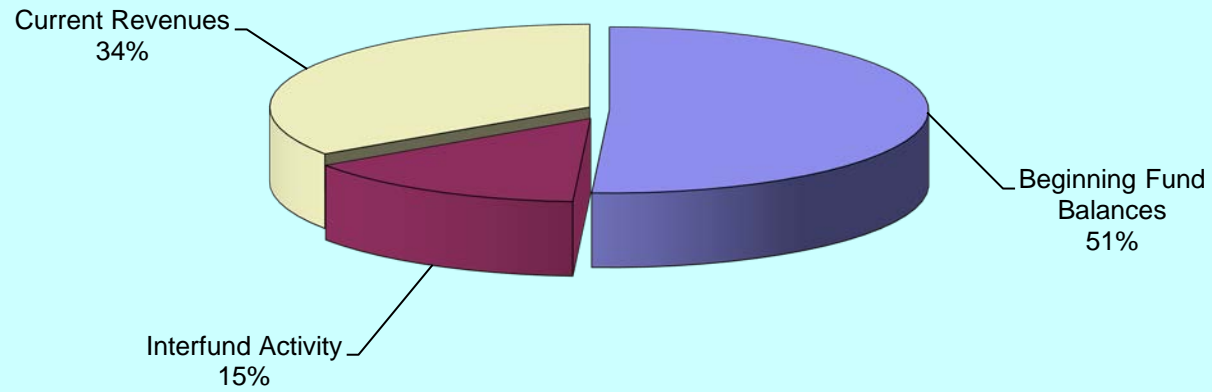
Current Expenditures for Graph

162,806,005

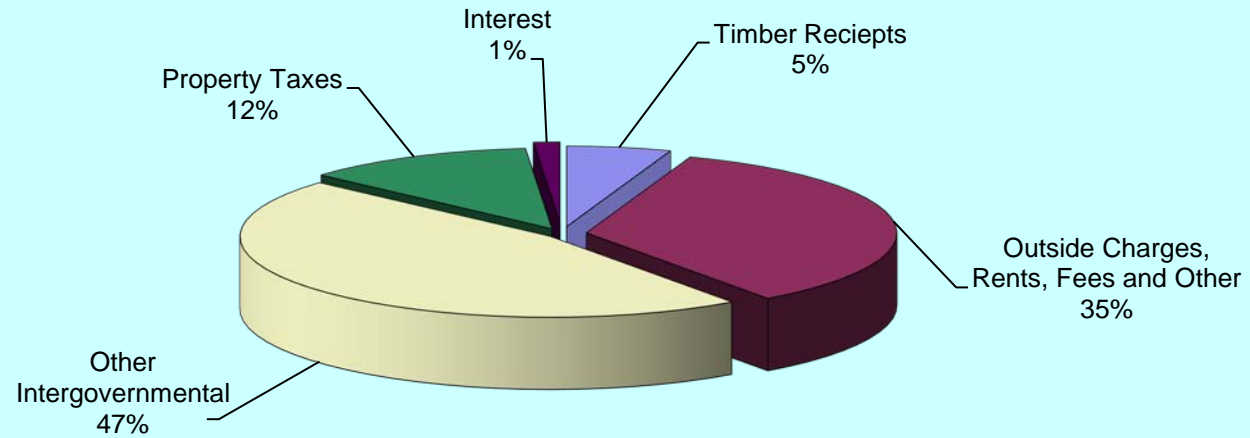
\* Other Requirements are Debt Service and Additions to Notes Receivable.

**BUDGETED RESOURCES - ALL FUNDS  
FY 2021-22**

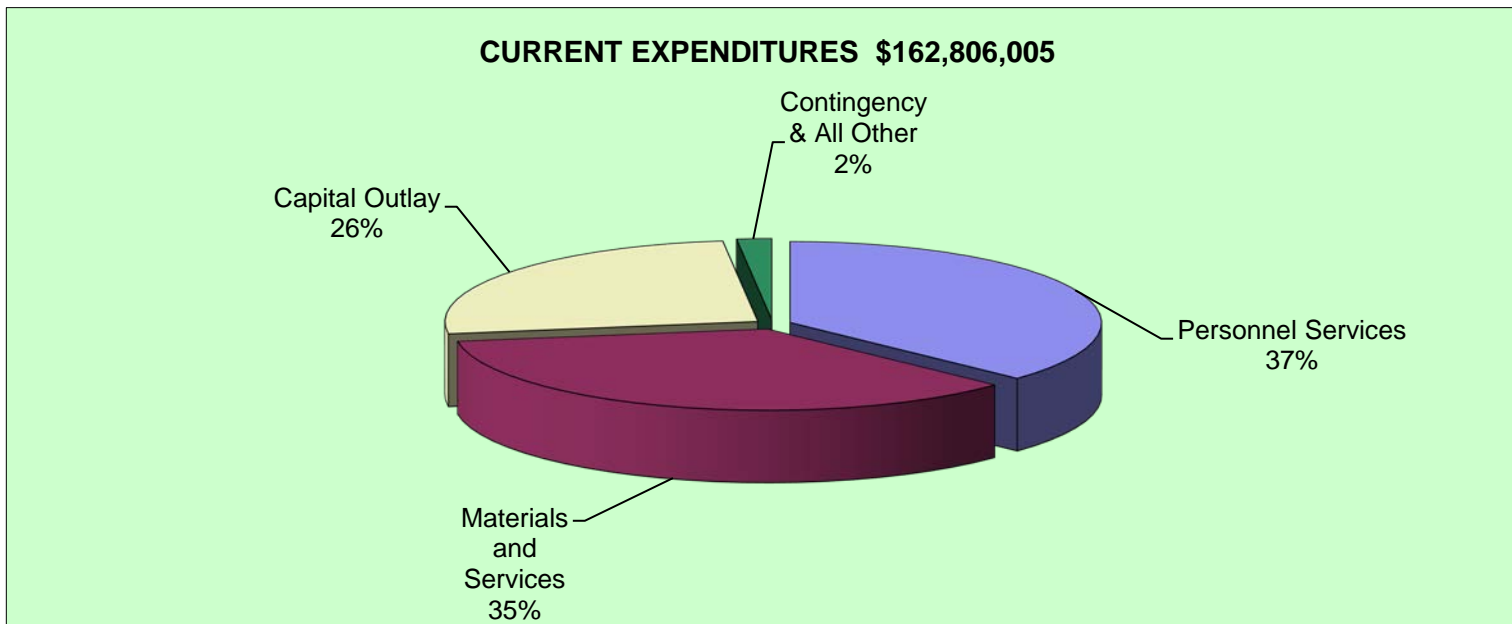
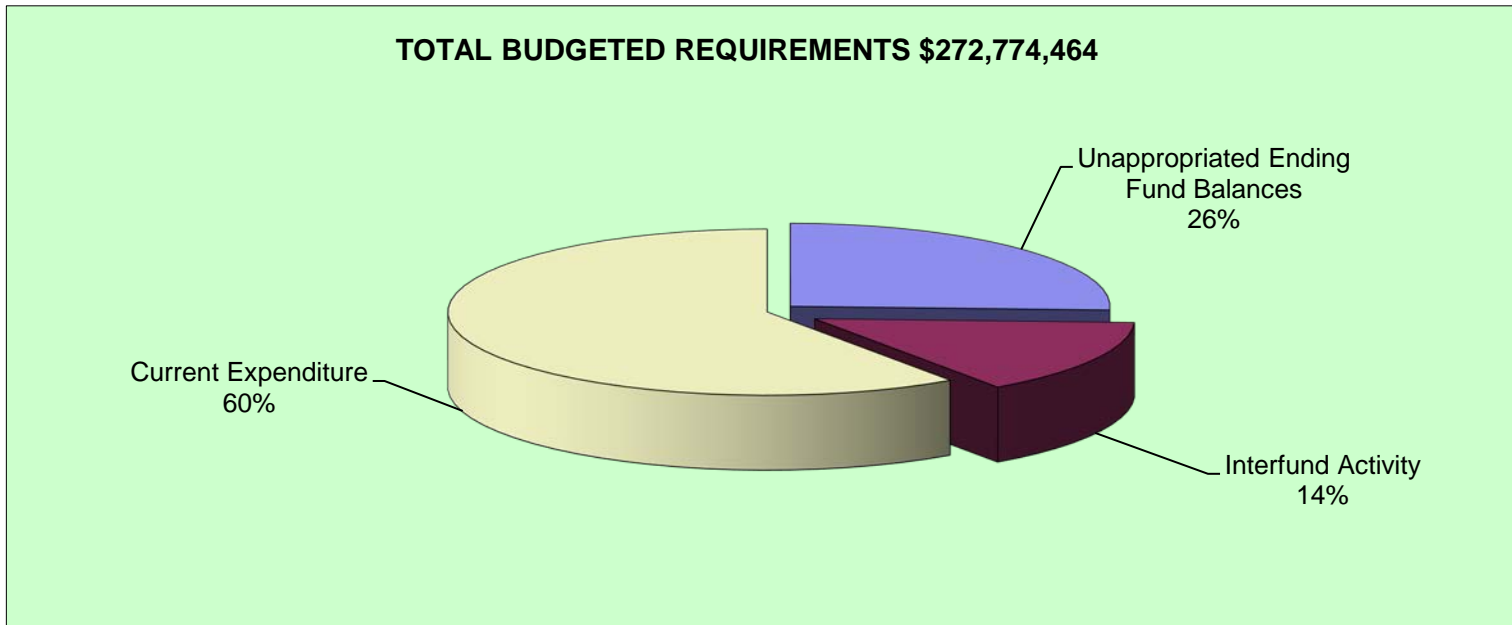
**TOTAL BUDGETED RESOURCES \$272,774,464**



**CURRENT REVENUES \$94,161,961**



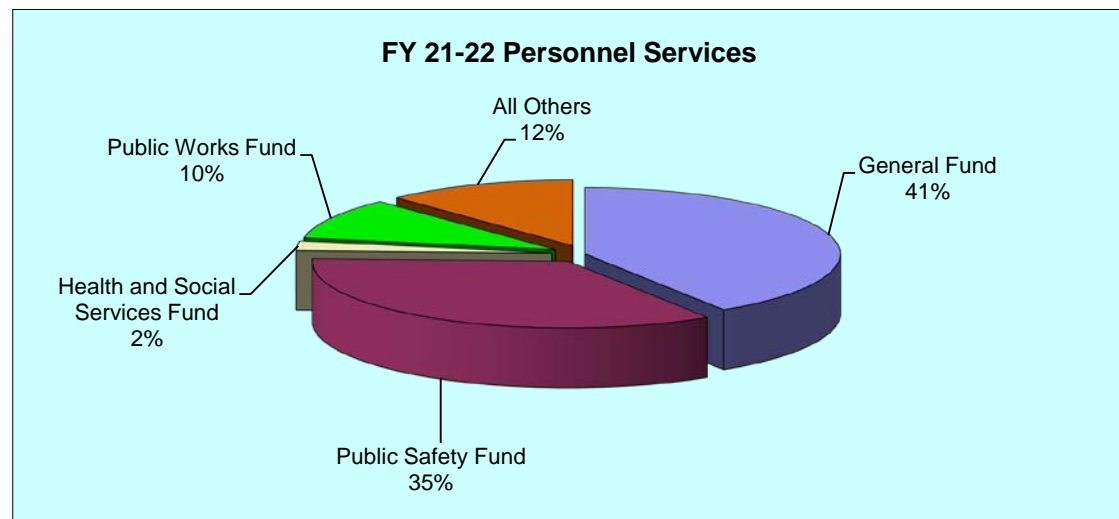
**BUDGETED REQUIREMENTS - ALL FUNDS  
FY 2021-22**



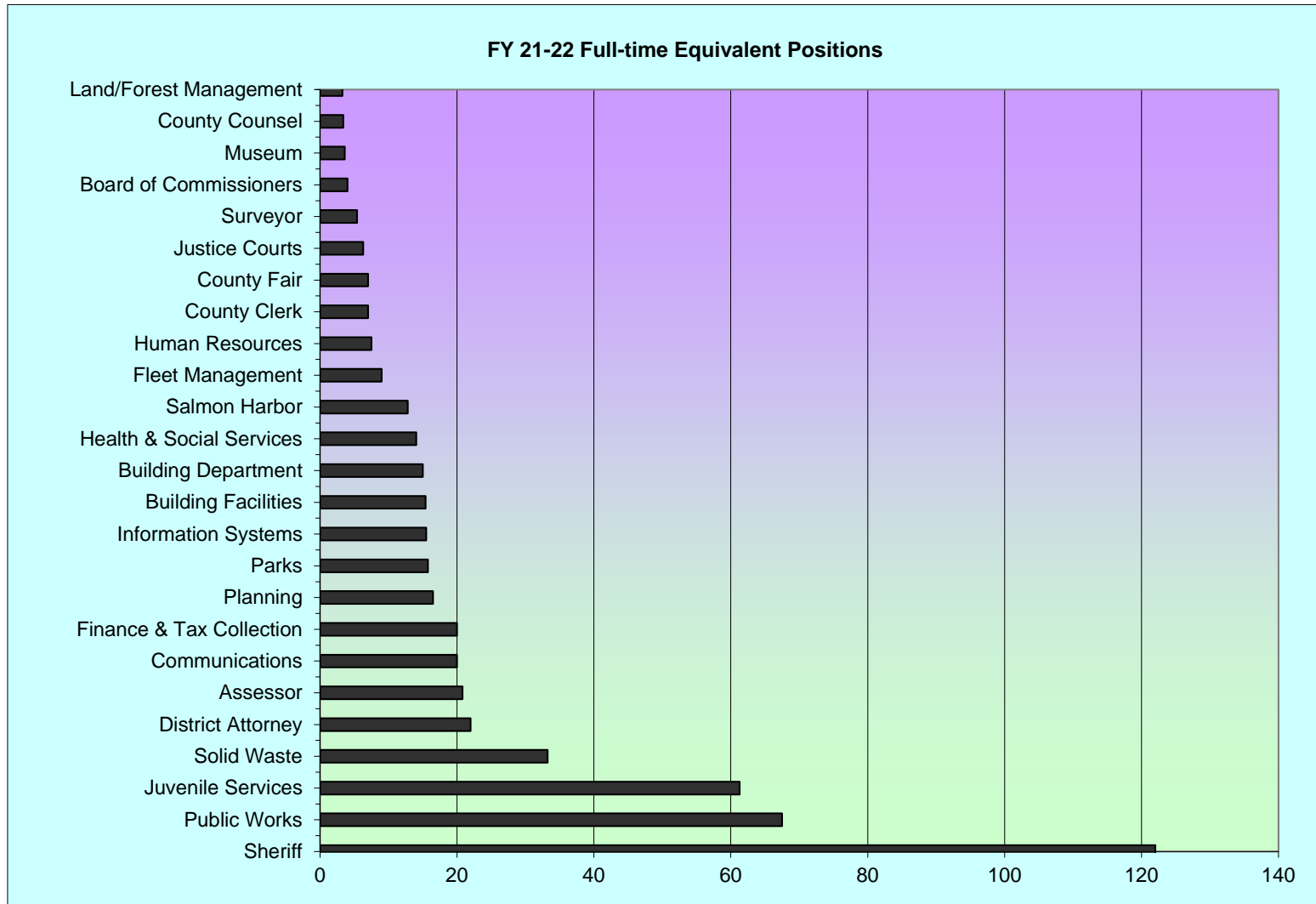
Douglas County, Oregon  
PERSONNEL SERVICES  
FY 2021-22

Fund Name	Revised Budget	Adopted Budget	Change	
	FY 20-21	FY 21-22	Amount	Percent
General Fund	\$22,822,281	\$24,689,907	\$1,867,626	8.18%
Public Safety Fund	19,671,025	20,969,453	1,298,428	6.60%
Health and Social Services Fund	1,349,963	1,352,785	2,822	0.21%
Public Works Fund	5,753,760	6,084,300	330,540	5.74%
County Fair Board Fund	602,902	817,026	214,124	35.52%
County Forest Management Fund	430,539	363,725	(66,814)	-15.52%
Dog Control Fund	109,444	115,644	6,200	5.66%
Law Library Fund	23,171	24,731	1,560	6.73%
Water Resource Development Fund	492,341	437,762	(54,579)	-11.09%
Capital Projects Fund	10,000	10,000	0	0.00%
Salmon Harbor Fund	1,323,023	1,368,215	45,192	3.42%
Solid Waste Fund	3,066,842	3,154,005	87,163	2.84%
Employee Benefit Trust Fund	54,848	59,194	4,346	7.92%
Fleet Management Fund	873,108	925,393	52,285	5.99%
<b>TOTAL - ALL FUNDS</b>	<b>\$56,583,247</b>	<b>\$60,372,140</b>	<b>\$3,788,893</b>	<b>6.70%</b>

Full-time Equivalent Positions			
Revised Budget	Adopted Budget	Change	
		FY 20-21	FY 21-22
235.57	238.10	2.53	1.07%
146.95	147.45	0.50	0.34%
14.35	14.05	(0.30)	-2.09%
57.50	57.50	0.00	0.00%
6.00	7.00	1.00	16.67%
4.15	3.25	(0.90)	-21.69%
1.00	1.00	0.00	0.00%
0.38	0.38	0.00	0.00%
5.25	4.25	(1.00)	-19.05%
12.80	12.80	0.00	0.00%
33.25	33.25	0.00	0.00%
0.25	0.25	0.00	0.00%
9.00	9.00	0.00	0.00%
<b>526.45</b>	<b>528.28</b>	<b>1.83</b>	<b>0.35%</b>



Douglas County, Oregon  
 FULL-TIME EQUIVALENT POSITIONS  
 FY 2021-22 Adopted Budget



	Actual						Budget	
	14-15	15-16	16-17	17-18	18-19	19-20	20-21	21-22
<b>Budgeted Full-time Equivalent Positions</b>	<b>599.18</b>	<b>578.38</b>	<b>553.28</b>	<b>532.23</b>	<b>541.12</b>	<b>527.07</b>	<b>526.45</b>	<b>528.28</b>