

**FISCAL 2023-24
ADOPTED BUDGET**




TABLE OF CONTENTS

	<u>Page</u>		<u>Page</u>
GENERAL INFORMATION		GENERAL FUND (continued)	
Budget Committee	i	Building Department	11-15
Countywide Organizational Chart	ii	Building Facilities	16-20
Budget Calendar	iii	County Clerk	21-25
Budget Process	iv	County Counsel	26-29
Property Tax Information	v	District Attorney	30-34
Timber Receipts/Safety Net Receipts	vi-vii	DC Emergency Management	35-38
SB 916 Disclosure	viii	Financial Services	39-43
Board Order Changes to Approved Budget	ix	Grant Administration	44-47
Order to Adopt, Appropriate and Levy Tax	x-xiii	Human Resources	48-51
Budget Publications	xiv-xvi	Information Technology	52-56
		South Douglas Justice Court District	57-61
		Reedsport Justice Court	62-66
		Juvenile Services	67-72
SUMMARIES		Museum	73-77
County Comparative Summary	xvii	Nondepartmental	78-79
Resources and Requirements Summary - All Funds	xviii-xix	Parks Department	80-87
Charts - Resources and Requirements	xx-xxi	Planning Department	88-93
Personnel Services Schedule	xxii	Surveyor	94-98
Full-time Equivalent Positions Schedule	xxiii	Assessor	99-103
		Tax Collection	104-107
GENERAL FUND		Operating Contingency	108
Summary Information	1-3	Nondepartmental Transfers Out	109
Undesignated Revenues	4-6	Additions to Notes Receivable	110
Board of Commissioners	7-10		

TABLE OF CONTENTS

	<u>Page</u>		<u>Page</u>
<i>PUBLIC SAFETY FUND</i>			
Summary Information	111-113	County Forest Management Fund	186-190
Sheriff Enforcement and Corrections	114-118	County Schools Fund	191-192
.....Enforcement Detailed Expenditures	119-123	Dog Control Fund	193-196
.....Corrections Detailed Expenditures	124-127	Predator Damage Control District Fund	197-198
Work Crew	128-132	Drug Abuse Prevention Fund	199-200
Douglas Interagency Narcotics Team (DINT)	133-137	Industrial Development Fund	201-202
Communications 911 and Dispatch	138-142	Law Library Fund	203-205
Radio System	143-147	Title III Fund	206-207
<i>HEALTH AND SOCIAL SERVICES FUND</i>		Government Relief Fund	208-210
Summary Information	148-149	Water Resource Development Fund	211
Public Health	150-154Operations/Galesville	212-215
Veterans Services	155-159Watermaster	216-218
Senior Services	160-165	<i>Capital Projects Funds</i>	
<i>PUBLIC WORKS FUND</i>		Capital Projects Fund	219-220
Summary Information	166-167	<i>Enterprise Funds</i>	
Revenue Detail	168	Salmon Harbor Fund	221-227
Administration	169-171	Solid Waste Fund	228-234
Engineering	172-175	<i>Internal Service Funds</i>	
Highway Operations and Maintenance	176-179	Employee Benefit Trust Fund	235-238
<i>Special Revenue Funds</i>		Fleet Management Fund	239-243
County Fair Board Fund	180-185	<i>OTHER FUNDS HISTORICAL</i>	
		Salmon Habitat Improvement Fund	244
		<i>MISCELLANEOUS</i>	
		Compensation Plan	245-252

DOUGLAS COUNTY, OREGON

2023-24 BUDGET

1036 S.E. Douglas Ave., Roseburg, Oregon 97470

Telephone: (541) 672-3311

douglascountyor.gov

DOUGLAS COUNTY BUDGET COMMITTEE

CITIZEN MEMBERS

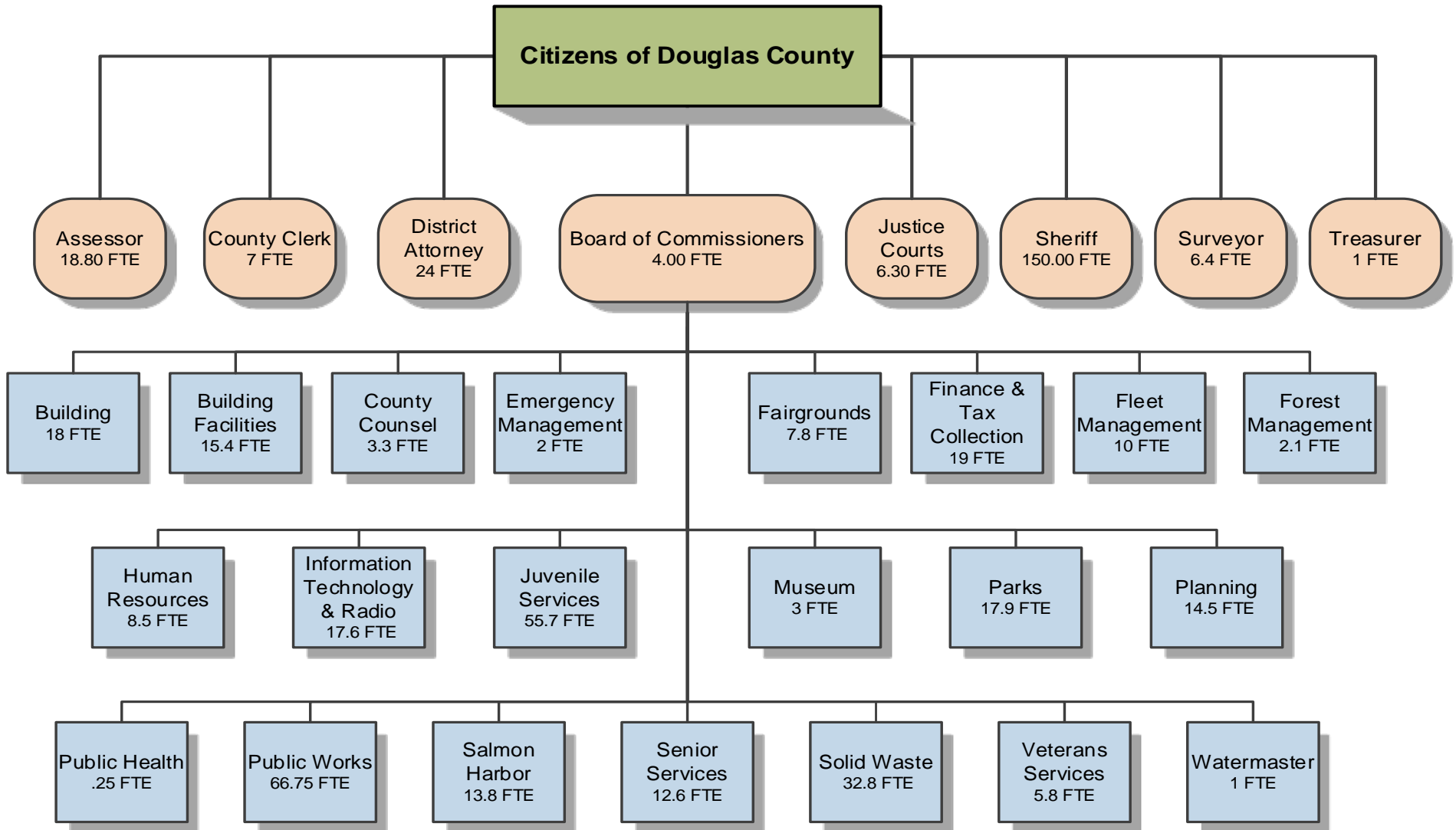
Thomas Nelson	June 30, 2023
Jeffrey Johnson	June 30, 2024
Katharine Jones	June 30, 2023

BOARD OF COMMISSIONERS

Telephone: (541) 440-4201

Tim Freeman	December 31, 2026
Chris Boice	December 31, 2026
Tom Kress	December 31, 2026

DOUGLAS COUNTY, OREGON ORGANIZATIONAL CHART



Elected
 Appointed

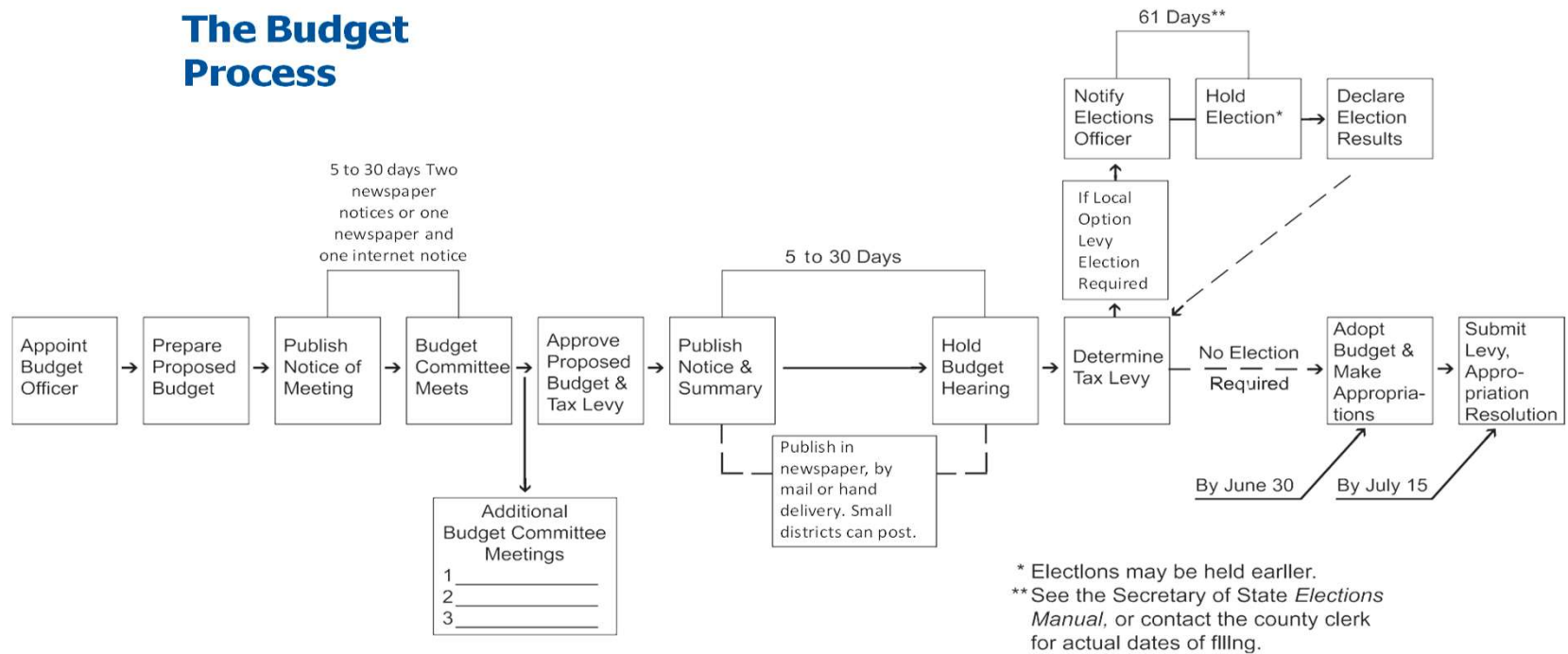
Total 2023-24 Adopted FTE: 545.30

Douglas County, Oregon
FY 2023-24 Budget

BUDGET CALENDAR

<u>Event</u>	<u>Date</u>
Departments' proposed budget worksheets back to Management & Finance	<i>March 17, 2023</i>
Publish 1st notice of Budget Committee meetings on County website	<i>May 12, 2023</i>
Proposed budget to Budget Committee	<i>May 15, 2023</i>
Budget Committee meetings	<i>May 22 & 23, 2023</i>
Publish notice of budget hearing and budget summary	<i>June 21, 2023</i>
Board of Commissioners holds public hearing	<i>June 28, 2023</i>
Board of Commissioners adopts budget, makes appropriations and levies taxes	<i>June 28, 2023</i>
Budget document to Assessor's Office	<i>July 15, 2023</i>

The Budget Process



The Douglas County budget is a financial plan with estimates of resources (revenues) and requirements (expenditures), for a single fiscal year. The fiscal year begins on July 1 and ends on June 30.

According to Oregon’s local budget law, each county must have a budget officer appointed by the governing body. Douglas County’s County Accountant serves as the budget officer. The budget officer is responsible for preparing, or supervising, the preparation of a proposed budget that will be presented to the county’s budget committee. A budget committee is another legal requirement of Oregon’s local budget law. The Douglas County Budget Committee is comprised of three citizens of the county, who are not county employees, and the three county commissioners. The make-up of the budget committee ensures that citizens/electors are involved in the budget process.

In Douglas County, the budget development process begins in December and ends with adoption of the budget by the Board of Commissioners by June 30 of each year. Budgeting is a continuous cycle. After the budget is adopted, revenues and expenditures are monitored in order to ensure that expenditures do not exceed budgeted amounts, by categories specified by Oregon’s local budget law. Necessary adjustments to the budget are made during the fiscal year through the supplemental budget process. Douglas County typically has one to three supplemental budget actions during the fiscal year.

See ORS Chapter 294

**DOUGLAS COUNTY
PROPERTY TAX INFORMATION
FY 2023-24 BUDGET**

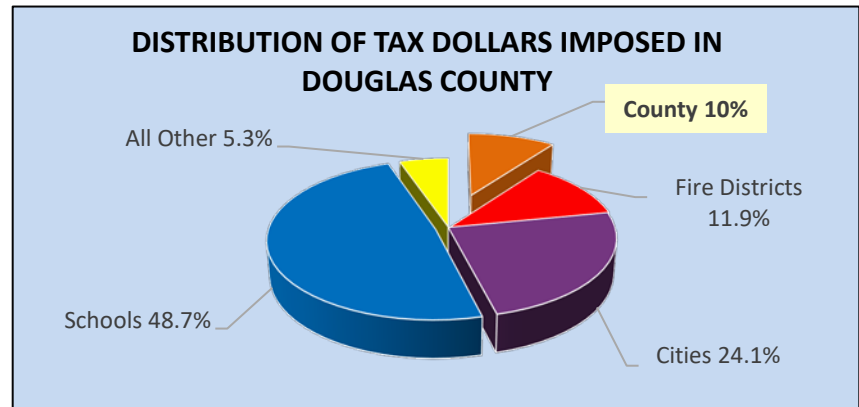
Douglas County was established on January 7, 1852. It encompasses 5,071 square miles and extends from the Pacific Ocean to the Cascade Range. The entire watershed of the Umpqua River lies within the County's boundaries.

ZONING/LAND OWNERSHIP			Assessed Property Values and Property Tax Levies			
	% of Total	Total Acres	Fiscal Year	Assessed Value	Rate Per \$1,000	Net Levy
Rural Residential	5.61%	181,165	2022-23	\$11,205,973,856	1.11	\$12,533,916
Residential	0.37%	11,795	2021-22	10,574,639,624	1.11	11,756,651
Commercial	0.16%	5,005	2020-21	10,151,179,499	1.11	11,465,170
Industrial	0.18%	5,765	2019-20	9,736,829,867	1.11	10,898,727
Farm Use - Exclusive	5.56%	179,564	2018-19	9,514,316,985	1.11	10,386,603
Farm Use - Not Zoned Exclusive	6.00%	193,541	2017-18	8,876,755,813	1.11	9,825,286
Special Resource Id	0.10%	3,183	2016-17	8,615,186,223	1.11	9,562,723
Private Recreation Land	0.05%	1,624	2015-16	8,404,223,928	1.11	9,296,767
American Indian*	0.54%	17,389	2014-15	8,157,038,308	1.11	9,413,171
Private Forest Lands*	28.88%	932,045	2013-14	7,917,224,641	1.11	9,102,004
Federally Owned Lands*	50.36%	1,625,048	2012-13	7,715,156,674	1.11	8,871,490
State Owned Lands	1.44%	46,627	2011-12	7,514,159,463	1.11	8,541,149
County Owned	0.32%	10,242	2010-11	7,322,895,446	1.11	8,332,837
City Owned	0.13%	4,344	2009-10	7,193,306,859	1.11	8,192,444
Exempt Lands	0.30%	9,805	2008-09	7,017,954,256	1.11	8,010,480
	100.00%	3,227,142				

DOUGLAS COUNTY'S PERMANENT TAX RATE
AUTHORITY BEGINNING FISCAL 1997-98 (RESULT OF
MEASURE #50) \$1.1124

PERCENT OF TOTAL TAXES IMPOSED IN DOUGLAS
COUNTY GOING TO DOUGLAS COUNTY 10.0%

*Sale(s) reflect change in overall %



Source: Douglas County Assessor's Department

Douglas County, Oregon
Timber Receipts/Safety Net Receipts
 2023-24 Budget

Year	TITLE I					TITLE III**			TITLE II***			TOTAL
	O & C Receipts	U. S. Forest Service Receipts				O & C Receipts	U. S. Forest Service Receipts	Total Title III	O & C Receipts	U. S. Forest Service Receipts	Total Title II	Title I, II & III
	General County	Public Works	County Schools	Total U.S. Forest Service	Total Title I							
FY 23-24	\$7,409,452	\$4,584,598	\$1,528,199	\$6,112,797	\$13,522,249	\$610,190	\$503,407	\$1,113,597	\$697,360	\$575,322	\$1,272,682	\$15,908,528
<i>HISTORY OF ACTUAL</i>												
FY 22-23	\$6,837,421	\$4,230,636	\$1,410,212	\$5,640,849	\$12,478,270	\$563,082	\$464,540	\$1,027,622	\$682,420	\$562,994	\$1,245,414	\$14,751,306
FY 21-22 ¹⁰	7,409,452	4,584,598	1,528,199	6,112,797	13,522,249	610,190	503,407	1,113,597	697,360	575,322	1,272,682	15,908,528
FY 20-21	6,290,229	3,891,892	1,297,297	5,189,189	11,479,418	518,019	427,345	945,364	627,807	517,915	1,145,722	13,570,504
FY 19-20 ⁹	7,076,895	4,381,414	1,460,471	5,841,885	12,918,780	582,803	481,096	1,063,899	666,061	549,825	1,215,886	15,198,565
FY 18-19	7,416,689	4,591,823	1,530,607	6,122,430	13,539,119	610,786	504,200	1,114,986	698,041	576,229	1,274,270	15,928,375
FY 17-18 ⁸	3,992,639	3,986,134	1,328,711	5,314,845	9,307,484	328,806	534,160	862,966	375,778	610,468	986,246	11,156,696
FY 17-18	4,903,366	878,534	292,845	1,171,379	6,074,745			0			0	6,074,745
Total FY18 Receipts	8,896,005	4,864,668	1,621,556	6,486,224	15,382,229	328,806	534,160	862,966	375,778	610,468	986,246	17,231,441
FY 16-17 ⁷	4,710,009	769,272	256,424	1,025,696	5,735,705			0			0	5,735,705
FY 15-16	8,351,981	5,184,674	1,728,225	6,912,899	15,264,880	687,810	569,298	1,257,108	786,069	650,626	1,436,695	17,958,683
FY 14-15 ⁶	4,368,552	4,869,245	1,623,082	6,492,327	10,860,879	731,100	605,102	1,336,202	835,542	691,545	1,527,087	13,724,168
FY 14-15 ⁵	4,509,086	641,504	213,834	855,338	5,364,424			0			0	5,364,424
Total FY15 Receipts	8,877,638	5,510,749	1,836,916	7,347,665	16,225,303	731,100	605,102	1,336,202	835,542	691,545	1,527,087	19,088,592
FY 13-14 ⁴	9,527,620	5,913,815	1,971,271	7,885,086	17,412,706	784,627	649,360	1,433,987	896,717	742,126	1,638,843	20,485,536
FY 12-13 ³	9,071,440	5,957,058	1,985,686	7,942,744	17,014,184	747,060	654,108	1,401,168	853,783	747,552	1,601,335	20,016,687
FY 11-12	9,153,203	5,702,510	1,900,837	7,603,347	16,756,550	753,793	626,158	1,379,951	861,478	715,609	1,577,087	19,713,588
FY 10-11	18,044,888	10,546,146	3,515,382	14,061,528	32,106,416	1,486,049	1,158,008	2,644,057	1,698,343	1,323,438	3,021,781	37,772,254
FY 09-10	20,022,409	11,701,888	3,900,630	15,602,518	35,624,927	1,648,904	1,284,913	2,933,817	1,884,463	1,468,472	3,352,935	41,911,679
FY 08-09 ²	22,247,121	13,002,099	4,334,032	17,336,131	39,583,252	1,832,116	1,427,681	3,259,797	2,093,847	1,631,636	3,725,483	46,568,532
FY 07-08	24,668,294	14,417,126	4,805,709	19,222,835	43,891,129	1,523,630	1,424,751	2,948,381	2,829,598	1,967,514	4,797,112	51,636,622
FY 06-07	24,719,024	14,446,775	4,815,592	19,262,367	43,981,391	1,090,545	1,087,757	2,178,302	3,271,636	2,311,484	5,583,120	51,742,813
FY 05-06	24,474,281	14,303,738	4,767,913	19,071,651	43,545,932	1,079,748	1,076,987	2,156,735	3,239,243	2,288,598	5,527,841	51,230,508
FY 04-05	23,924,028	13,982,148	4,660,716	18,642,864	42,566,892	1,055,472	1,052,773	2,108,245	3,166,415	2,237,143	5,403,558	50,078,695
FY 03-04	23,617,007	13,802,713	4,600,904	18,403,617	42,020,624	1,041,927	1,039,263	2,081,190	3,125,780	2,208,434	5,334,214	49,436,028
FY 02-03	23,336,963	13,639,045	4,546,348	18,185,393	41,522,356	1,029,572	1,026,940	2,056,512	3,088,716	2,182,247	5,270,963	48,849,831
FY 01-02 ¹	23,151,749	13,530,798	4,510,266	18,041,064	41,192,813	1,021,401	1,018,789	2,040,190	3,064,202	2,164,926	5,229,128	48,462,131
FY 00-01	15,517,128	9,429,027	3,143,009	12,572,036	28,089,164			0			0	28,089,164

Douglas County, Oregon
Timber Receipts/Safety Net Receipts
 2023-24 Budget

Year	TITLE I					TITLE III**			TITLE II***			TOTAL	
	O & C Receipts	U. S. Forest Service Receipts				Total Title III	O & C Receipts	U. S. Forest Service Receipts	Total Title II	O & C Receipts	U. S. Forest Service Receipts	Total Title II	Title I, II & III
	General County	Public Works	County Schools	Total U.S. Forest Service	Total Title I								
FY 99-00	16,211,925	9,841,634	3,280,544	13,122,178	29,334,103	0	0	0	0	0	0	29,334,103	
FY 98-99	16,906,721	10,270,151	3,423,384	13,693,535	30,600,256	0	0	0	0	0	0	30,600,256	
FY 97-98	17,601,518	10,703,471	3,567,824	14,271,295	31,872,813	0	0	0	0	0	0	31,872,813	
FY 96-97	18,296,315	11,130,658	3,710,219	14,840,877	33,137,192	0	0	0	0	0	0	33,137,192	
FY 95-96	18,991,112	11,558,911	3,852,970	15,411,881	34,402,993	0	0	0	0	0	0	34,402,993	
FY 94-95*	19,685,908	11,966,889	3,988,963	15,955,852	35,641,760	0	0	0	0	0	0	35,641,760	
FY 93-94	19,685,908	11,961,548	3,987,183	15,948,731	35,634,639	0	0	0	0	0	0	35,634,639	
FY 92-93	22,708,308	12,632,835	4,210,945	16,843,780	39,552,088	0	0	0	0	0	0	39,552,088	
FY 91-92	24,199,030	14,184,947	4,728,316	18,913,263	43,112,293	0	0	0	0	0	0	43,112,293	
FY 90-91	25,858,768	18,242,474	6,080,825	24,323,299	50,182,067	0	0	0	0	0	0	50,182,067	
FY 89-90	27,532,729	17,122,261	5,707,420	22,829,681	50,362,410	0	0	0	0	0	0	50,362,410	

* The County received the first federal safety net funding in lieu of timber receipts beginning in FY95. ¹In FY02 the funding was renewed through FY07 and then extended another year through FY08. ²October, 2008, P.L. 110-343 passed and provides funding at a reduced level for FY09 through FY12. ³July 2012, P.L. 112-141 passed and provides funding at 95% of the FY12 amount for FY13. ⁴The Helium Stewardship Act of 2013, passed October 2013, and provided a one year funding extension for FY14. ⁵The County received timber receipts February 2015, due to the expiration of the SRS program September 30, 2014. ⁶April 2015, the Medicare Access and CHIP Reauthorization Act of 2015, P.L. 114-10, passed which included a 2-year SRS extension, again at reduced (95%) funding levels. This reauthorization included Title I (less the amount already received for timber receipts), Title II and Title III funding. ⁷In FY17, with no SRS reauthorization, the County received timber receipts. ⁸In FY18, the County initially received a timber receipt payment and then the Consolidated Appropriations Act of 2018 included a 2-year SRS reauthorization, again at reduced (95%) funding levels. ⁹Then in December 2019 the Further Consolidated Appropriations Act of 2020 included a 2-year SRS extension, again at reduced (95%) funding levels. ¹⁰PL 117-58 extended SRS through the County's FY24.

** Title III funds are safety net funds that come to the County to be spent only on projects that meet criteria specified in the safety net legislation.

*** Title II represents safety net funds left with the federal government to be expended on projects with objectives that will benefit federal lands.

Note: Coos Bay Wagon Road distribution under safety net legislation is not shown in this schedule.

Douglas County, Oregon
SB 916 Disclosure
FY 2023-24 Budget

PROGRAM	TOTAL EXPENDITURES	REVENUES					
		GENERAL RESOURCES	OTHER FUNDS	LOTTERY FUNDS	STATE FUNDS	DIRECT FED FUNDS	TOTAL
<u>ASSESSMENT & TAX</u>							
Adopted Budget 2023-24	3,367,397	2,987,022	30,375	0	350,000	0	3,367,397
Adopted Budget 2022-23	3,082,960	2,596,430	36,530	0	450,000	0	3,082,960
Actual 2021-22	2,789,236	2,375,436	33,800	0	380,000	0	2,789,236
Actual 2020-21	2,989,071	2,440,152	51,642	0	497,277	0	2,989,071
<u>DISTRICT ATTORNEY</u>							
Adopted Budget 2023-24	2,529,284	1,518,076	325,958	0	685,250	0	2,529,284
Adopted Budget 2022-23	3,080,360	2,117,523	436,418	0	526,419	0	3,080,360
Actual 2021-22	2,581,981	1,681,008	209,436	0	691,537	0	2,581,981
Actual 2020-21	2,131,339	1,645,163	161,928	0	324,248	0	2,131,339
<u>PUBLIC HEALTH</u>							
Adopted Budget 2023-24	2,978,433	334,000	2,600	0	2,641,833	0	2,978,433
Adopted Budget 2022-23	4,003,985	450,000	2,600	0	3,551,385	0	4,003,985
Actual 2021-22	3,636,908	164,209	1,558	0	3,471,141	0	3,636,908
Actual 2020-21	6,238,899	766,615	2,546	0	5,469,738	0	6,238,899
<u>JUVENILE</u>							
Adopted Budget 2023-24	6,033,800	1,675,703	327,724	0	4,005,373	25,000	6,033,800
Adopted Budget 2022-23	6,190,923	1,807,371	336,436	0	4,022,116	25,000	6,190,923
Actual 2021-22	6,057,777	-185,456	346,937	0	5,895,546	750	6,057,777
Actual 2020-21	5,731,713	379,150	345,230	0	5,003,129	4,204	5,731,713
<u>VETERANS</u>							
Adopted Budget 2023-24	688,784	528,843	0	0	159,941	0	688,784
Adopted Budget 2022-23	600,096	439,858	0	0	160,238	0	600,096
Actual 2021-22	522,143	358,202	0	0	163,941	0	522,143
Actual 2020-21	381,984	234,697	0	0	147,287	0	381,984
<u>ECONOMIC DEVELOPMENT</u>							
Adopted Budget 2023-24	6,428,867	432,618	4,975,004	550,000	471,245	0	6,428,867
Adopted Budget 2022-23	6,666,876	223,543	5,191,382	550,000	701,951	0	6,666,876
Actual 2021-22	5,530,175	1,495,914	2,878,345	664,947	490,969	0	5,530,175
Actual 2020-21	4,676,747	325,199	3,085,655	848,375	417,518	0	4,676,747
<u>ROAD</u>							
Adopted Budget 2023-24	46,742,656	0	332,000	0	42,124,339	4,286,317	46,742,656
Adopted Budget 2022-23	43,405,805	0	353,600	0	37,211,453	5,840,752	43,405,805
Actual 2021-22	28,040,213	0	422,670	0	26,963,577	653,966	28,040,213
Actual 2020-21	24,917,108	0	2,686,074	0	21,909,015	322,019	24,917,108

BEFORE THE BOARD OF COUNTY COMMISSIONERS OF DOUGLAS COUNTY, OREGON

06/28/2023

IN THE MATTER OF ADJUSTING EXPENDITURES IN THE 2023-24 APPROVED BUDGET FOR THE GENERAL FUND.

ORDER

DOUGLAS COUNTY OREGON
FILED

This matter coming before the Board of Commissioners of Douglas County on the 28th day of June 2023.

JUN 28 2023

THE BOARD FINDS:

DOUGLAS COUNTY CLERK

That the 2023-24 Douglas County budget approved by the Budget Committee on May 23rd, 2023 set forth certain resources and appropriations for the General Fund; and that due to a change in estimates there is a need to make adjustments in certain expenditures and appropriations in these funds.

NOW THEREFORE, IT IS HEREBY RESOLVED:

That the Office of Management and Finance is hereby authorized and directed to:

General Fund

- Decrease Unappropriated Ending Fund Balance by \$21,484; and
- Increase Board of Commissioners appropriation by \$9,461; and
- Increase District Attorney appropriations by \$2,595; and
- Increase Human Resources appropriations by \$8,639; and
- Increase Financial Services appropriations by \$789.

DATED this 28th day of June, 2023.

BOARD OF COUNTY COMMISSIONERS OF DOUGLAS COUNTY, OREGON

REVIEWED AS TO FORM

Tiffany Podlynski
County Counsel Date
June 19, 2023

[Signature]

Tom Kress, Chair

[Signature]

Chris Boice, Commissioner

[Signature]

Tim Freeman, Commissioner

06/28/2023

DOUGLAS COUNTY OREGON
 FILED

17

ORDER JUN 28 2023

DOUGLAS COUNTY CLERK

BEFORE THE BOARD OF COUNTY COMMISSIONERS OF DOUGLAS COUNTY, OREGON

IN THE MATTER OF ADOPTING THE BUDGET AND MAKING APPROPRIATIONS FOR THE FISCAL YEAR
 2023-24 AND LEVYING AND CATEGORIZING TAXES FOR THE YEAR BEGINNING JULY 1, 2023

This matter coming before the Board of Commissioners of Douglas County following the Public Hearing on the Douglas County budget, held in Room 216, County Courthouse, Roseburg, Oregon on June 28, 2023 at 9:00 A.M.

IT IS HEREBY ORDERED that the Board of Commissioners of Douglas County adopts a budget for the fiscal year 2023-24 in the amount of

Appropriations	\$204,839,498
Unappropriated Ending Fund Balance	87,577,791
Total	\$292,417,289

IT IS HEREBY ORDERED that amounts for fiscal year beginning July 1, 2023 and for the purpose shown below, are appropriated as follows:

GENERAL FUND

Board of Commissioners	743,174
Building Department	2,660,154
Building Facilities	3,335,568
County Clerk	952,554
County Counsel	640,062
District Attorney	3,262,466
Douglas County Emergency Management	409,261
Financial Services	2,323,066
Grant Administration	117,201
Human Resources	1,232,051
Information Technology	2,327,625
South Douglas Justice Court District	467,533
Reedsport Justice Court	222,516
Juvenile Services	6,033,800
Museum	922,618
Nondepartmental	3,088,767
Parks	4,439,995
Planning	1,937,376
Surveyor	828,773
Assessor	2,164,290
Tax Collection	595,113
Operating Contingency	2,000,000
Transfers To Other Funds	16,471,033
Additions to Notes Receivable	100,000
TOTAL GENERAL FUND	\$57,274,996

PUBLIC SAFETY FUND

Sheriff Enforcement	17,641,600
Sheriff Corrections	9,467,043
DINT	1,206,181
Work Crew	627,570
Communications 911 and Dispatch	3,582,678
Radio System	1,660,281
TOTAL PUBLIC SAFETY FUND	\$34,185,353

HEALTH & SOCIAL SERVICES FUND

Public Health	2,953,433
Veterans Services	663,784
Senior Services	2,373,664
Transfers To Other Funds	100,000
TOTAL HEALTH & SOCIAL SERVICES FUND	\$6,090,881

PUBLIC WORKS FUND

Administration	717,939
Engineering	18,133,339
Highway Operations and Maintenance	16,843,516
Operating Contingency	300,000
Transfers To Other Funds	10,747,862
TOTAL PUBLIC WORKS FUND	\$46,742,656

COUNTY FAIR BOARD FUND

Personnel Services	1,004,190
Materials and Services	1,810,718
Capital Outlay	15,000
TOTAL COUNTY FAIR BOARD FUND	\$2,829,908

COUNTY FOREST MANAGEMENT FUND

Personnel Services	329,591
Materials and Services	498,050
Capital Outlay	2,900,000
Operating Contingency	10,000
Transfers To Other Funds	93,000
TOTAL COUNTY FOREST MANAGEMENT FUND	\$3,830,641

COUNTY SCHOOLS FUND

Materials and Services	1,881,199
TOTAL COUNTY SCHOOLS FUND	\$1,881,199

DOG CONTROL FUND

Dog Control Operations	539,393
Predatory Animal Control	500
TOTAL DOG CONTROL FUND	\$539,893

PREDATOR DAMAGE CONTROL DISTRICT FUND

Materials and Services	220,000
TOTAL PREDATOR DAMAGE CONTROL DISTRICT FUND	\$220,000

DRUG ABUSE PREVENTION FUND

Materials and Services	110,000
TOTAL DRUG ABUSE PREVENTION FUND	\$110,000

INDUSTRIAL DEVELOPMENT FUND

Materials and Services	721,000
Debt Service	22,890
Capital Outlay	500,000
Transfers To Other Funds	10,000
Additions To Notes Receivable	100,000
TOTAL INDUSTRIAL DEVELOPMENT FUND	\$1,353,890

LAW LIBRARY FUND

Personnel Services	23,375
Materials and Services	54,900
TOTAL LAW LIBRARY FUND	\$78,275

TITLE III FUND

Materials and Services	4,801,774
Transfers To Other Funds	4,507,977
TOTAL TITLE III FUND	\$9,309,751

WATER RESOURCE DEVELOPMENT FUND

Galesville Operations	726,444
Watermaster	123,719
Operating Contingency	100,000
Transfers To Other Funds	86,000
TOTAL WATER RESOURCE DEVELOPMENT FUND	\$1,036,163

CAPITAL PROJECTS FUND

Personnel Services	10,000
Materials and Services	1,020,000
Capital Outlay	1,500,000
TOTAL CAPITAL PROJECTS FUND	\$2,530,000

SALMON HARBOR FUND

Personnel Services	1,617,549
Materials and Services	2,020,365
Capital Outlay	67,000
Transfers To Other Funds	226,000
TOTAL SALMON HARBOR FUND	\$3,930,914

SOLID WASTE FUND

Personnel Services	3,206,154
Materials and Services	5,035,817
Capital Outlay	4,160,000
Operating Contingency	300,000
Transfers To Other Funds	768,225
TOTAL SOLID WASTE FUND	\$13,470,196

EMPLOYEE BENEFIT TRUST FUND

Personnel Services	66,315
Materials and Services	13,850,900
TOTAL EMPLOYEE BENEFIT TRUST FUND	\$13,917,215

FLEET MANAGEMENT FUND

Personnel Services	1,096,317
Materials and Services	3,474,750
Capital Outlay	736,500
Operating Contingency	200,000
TOTAL FLEET MANAGEMENT FUND	\$5,507,567

The Board of Commissioners of Douglas County hereby levies and categorizes the taxes provided for in the adopted budget, in the aggregate amount of \$1.1124/\$1,000 and these taxes are hereby levied upon all taxable property within the county. The following allocation constitutes the above aggregate levy:


GENERAL FUND


General Government Limitation	\$1.1124/\$1,000
-------------------------------	------------------


TOTAL TAX LEVY	\$1.1124/\$1,000
-----------------------	-------------------------

DATED this 28th day of June, 2023.

BOARD OF COUNTY COMMISSIONERS OF DOUGLAS COUNTY, OREGON



 Tom Kress, Chair


 Chris Boice, Commissioner


 Tim Freeman, Commissioner

REVIEWED AS TO FORM

By Tiffany Podluniec
 Office of County Legal Counsel
 Date June 19, 2023

Affidavit of Publication

The News-Review
Of Douglas County

Roseburg, Oregon

ISSUED DAILY EXCEPT MONDAY & SATURDAY

STATE OF OREGON
COUNTY OF DOUGLAS } ss.

I, LAURA STUDEBAKER, being first duly sworn, depose and say that I am the CLASSIFIEDS MANAGER, of The News-Review, a newspaper of general circulation, as defined by ORS 193.010 and 193.020; printed and published at Roseburg in the aforesaid county and state; that the _____

#87919 Legal Notice of #8727 BUDGET MEETING

a printed copy of which is hereto annexed, was published in the entire issue of said newspaper for 1 successive and consecutive days in the following issue:
05/14/2023

The fee actually charged by such newspaper for such publication is \$72.59




Subscribed and sworn to before me this 15th day of May, 2023.



Notary Public of Oregon

NOTICE OF BUDGET COMMITTEE MEETINGS
A series of public meetings of the Budget Committee of Douglas County, State of Oregon, to discuss the budget for fiscal year beginning July 1, 2023 and ending June 30, 2024 will be held at the Douglas County Courthouse, Room 216, Roseburg, Oregon. The meetings will take place on the 22nd and 23rd of May 2023, 9:00 a.m. each day. The purpose of the meetings is to receive the budget message and to receive comment from the public on the budget. A copy of the budget document may be inspected or obtained after May 15th, 2023 online at www.co.douglas.or.us or at the Douglas County Courthouse, Room 301, between the hours of 8:00 a.m. and 5:00 p.m. These are public meetings where deliberation of the Budget Committee will take place. Any person may appear at the meetings and discuss the proposed budget with the Budget Committee. This notice is also available at www.co.douglas.or.us.

#8727 Pub. Dates: May 14, 2023



Affidavit of Publication
The News-Review
Of Douglas County

Roseburg, Oregon

ISSUED DAILY EXCEPT MONDAY & SATURDAY

STATE OF OREGON
COUNTY OF DOUGLAS } ss.

I, LAURA STUDEBAKER, being first duly sworn, depose and say that I am the CLASSIFIEDS MANAGER, of The News-Review, a newspaper of general circulation, as defined by ORS 193.010 and 193.020; printed and published at Roseburg in the aforesaid county and state; that the

#88986 Legal Notice of #8854 LB-1

a printed copy of which is hereto annexed, was

published in the entire issue of said newspaper for 1

successive and consecutive days in the following


issue:

06/21/2023

The fee actually charged by such newspaper for such publication is \$1539.00

Subscribed and sworn to before me this 21st day of June, 2023.

Notary Public of Oregon



NOTICE OF BUDGET HEARING

A meeting of the Board of Commissioners will be held on June 28, 2023 at 9:00 a.m. at the Douglas County Courthouse, Room 301. The purpose of this meeting is to discuss the budget for the fiscal year beginning July 1, 2023 as approved by the Douglas County Budget Committee. A summary of the budget is presented below. A copy of the budget may be inspected or obtained online at www.co.douglas.or.us or at the Office of Management and Finance, Room 301, Douglas County Courthouse between the hours of 8:30 a.m. and 4:30 p.m. The budget was prepared on a basis of accounting consistent with the basis of accounting used during the preceding year. Major changes, if any, and their effect on the budget, are explained below. This budget is for the fiscal year beginning July 1, 2023 and ending June 30, 2024.

Douglas County, Roseburg, Oregon

Dated: 6-12-23

Tom Kriess Chair, Board of Commissioners

FINANCIAL SUMMARY - RESOURCES

Table with 4 columns: Actual Amount Last Year 2021-2022, Adopted Budget This Year 2022-2023, Approved Budget Next Year 2023-2024, and Total. Rows include Total Beginning Fund Balance, Total Outside Service Charges, Rents, Fees & Other, Total Federal, State and Other Intergovernmental Revenues, Total Intergovernmental Transfers/Internal Service Reimbursements, Total All Other Resources Except Property Taxes, and Total Property Taxes Estimated to be Received.

FINANCIAL SUMMARY - REQUIREMENTS BY OBJECT CLASSIFICATION

Table with 4 columns: Actual Amount Last Year 2021-2022, Adopted Budget This Year 2022-2023, Approved Budget Next Year 2023-2024, and Total. Rows include Total Personnel Services, Total Materials and Services, Total Capital Outlay, Total Debt Service, Total Intergovernmental Transfers, Total Contingencies, Total Unappropriated Ending Fund Balance, and Total Requirements.

FINANCIAL SUMMARY - REQUIREMENTS AND FULL TIME EQUIVALENT (FTE) BY ORGANIZATIONAL UNIT

Table with 4 columns: Name of Organizational Unit Full Time Equivalent Employees (FTE) for Unit, Actual Amount Last Year 2021-2022, Adopted Budget This Year 2022-2023, and Approved Budget Next Year 2023-2024. Rows include Board of Commissioners, Building Department, Building Facilities, County Clerk, County Counsel, District Attorney, Douglas County Emergency Management, Financial Services, Grant Administration, Human Resources, Information Technology, South Douglas Justice Court, Justice of the Peace - Roadsport, Juvenile Services, Museum, Non-Departmental Parks, Planning, Supervisor, Assessor, Tax Collection, General Fund Operating Contingency, Additions to Notes Receivable, General Fund Transfers Out, General Fund Unappropriated Fund Balance, Sheriff Enforcement, Sheriff Corrections, Douglas Interagency Narcotics Team, Work Crew, FTE, Communications 911 and Dispatch, and FTE.

STATEMENT OF CHANGES IN ACTIVITIES and SOURCES OF FINANCING *

Douglas County's total fiscal year 2024 approved budget includes a decrease of approximately \$10.6 million from the adopted fiscal year 2023 budget, as revised. Personnel services increased by \$5.6 million and materials and services decreased by \$9.9 million and capital outlay decreased by \$5.7 million. Intergovernmental transfers decreased \$1.1 million. The balance of the American Rescue Plan funding in the Government Relief Fund have been fully expended, with the balance being transferred into the General Fund. The decrease in appropriations in this fund directly impacted the changes in materials and services, capital outlay, and transfers shown above. Overall, FTE increased from 540.55 FTE to 545.30 FTE, a total increase of 4.75 FTE.

The funding the County has received in the past for Coronavirus Pandemic relief and wildfire relief has come to an end. While some programs will continue to expend the remaining balances from these programs, no new funding is anticipated. All other sources of funding are budgeted to remain relatively unchanged.

Due to the reauthorization of the Secure Rural Schools Act last year, the County is budgeted to receive approximately \$14.0 million from the Forest Service and BLM. This revenue is accounted for in the General Fund, Public Works Fund, County Schools Fund, and the Title III fund.

The County will again certify its permanent tax rate in the amount of \$11.124 per thousand dollars of assessed valuation. The total amount of property tax the County expects to collect is \$11.93 million in current taxes, an increase of \$230,000 from the adopted fiscal year 2023 budget.

General Fund estimated beginning fund balance in the approved budget is \$73 million, with a budgeted use of fund balance of approximately \$10.4 million and unappropriated ending fund balance of \$62.5 million. The budgeted change of fund balance is approximately the same as the adopted fiscal year 2023 budget.

Table with 4 columns: Rate or Amount 2021-2022, Rate or Amount 2022-2023, Rate or Amount 2023-2024, and Total. Rows include Permanent Rate Levy (Rate Limit \$11.124 Per \$1,000) and PROPERTY TAX LEVIES.

Debt Outstanding: None

Debt Authorized, Not Incurred: None

Debt Outstanding: None

Debt Authorized, Not Incurred: None

Debt Outstanding: None

Douglas County, Oregon
FY 2023-24

COMBINED SUMMARY OF BUDGETED RESOURCES AND REQUIREMENTS			
	Revised Budget FY 22-23	Adopted Budget FY 23-24	Increase/ (Decrease)
BEGINNING FUND BALANCES	156,922,046	138,918,754	(18,003,292)
<u>Revenues:</u>			
Timber Receipts/Safety Net Receipts:			
Secure Rural Schools (SRS) Title I / O & C Receipts	7,416,689	7,409,452	(7,237)
Secure Rural Schools (SRS) Title I / Federal Forest Receipts	6,122,430	6,112,797	(9,633)
Secure Rural Schools (SRS) Title III - O&C/Federal Forest	862,966	2,056,411	1,193,445
Secure Rural Schools (SRS) Title II (remains at federal level)	987,686	1,275,355	287,669
	15,389,771	16,854,015	1,464,244
Grants and Other Intergovernmental	41,553,609	39,275,366	(2,278,243)
Property Taxes	11,700,000	11,930,000	230,000
Interest	1,382,074	1,702,400	320,326
Outside Service Charges, Rents, Fees and Other	33,904,149	34,611,199	707,050
Interfund Service Charges and Reimbursements	15,044,549	15,819,500	774,951
Interfund Transfers and Loans	47,935,006	33,306,055	(14,628,951)
<i>Total Revenues</i>	166,909,158	153,498,535	(13,410,623)
TOTAL RESOURCES	323,831,204	292,417,289	(31,413,915)
<u>Expenditures:</u>			
Personnel Services	64,008,259	69,859,654	5,851,395
Materials and Services:			
County Operations	70,020,908	66,620,579	(3,400,329)
Safety Net Title II (remains at federal level)	987,686	1,275,355	287,669
Capital Outlay	36,013,966	30,644,965	(5,369,001)
Operating Contingency	1,989,312	2,910,000	920,688
Interfund Transfers and Loans	47,935,006	33,306,055	(14,628,951)
All Other	289,640	222,890	(66,750)
<i>Total Expenditures</i>	221,244,777	204,839,498	(16,405,279)
ENDING FUND BALANCES	102,586,427	87,577,791	(15,008,636)
TOTAL REQUIREMENTS	323,831,204	292,417,289	(31,413,915)
CHANGE IN FUND BALANCES	(54,335,619)	(51,340,963)	2,994,656
FTE	542.55	545.30	2.75

Douglas County, Oregon
SUMMARY OF RESOURCES - ALL FUNDS
FY 2023-24 Budget

Fund	Secure Rural Schools (SRS)	Other Intergovernmental	Property Taxes	Interest	All Other Revenue	Interfund Activity			Beginning Fund Balance	Total Resources
						Interdept Charges	Transfers	Subtotal		
1000 General Fund	7,409,452	10,863,290	11,930,000	1,011,800	13,157,515		2,457,958	46,830,015	73,000,000	119,830,015
2200 Public Safety		5,823,637		5,100	3,144,043		23,854,038	32,826,818	2,243,754	35,070,572
2070 Health & Soc Services		4,882,224			53,800		1,154,857	6,090,881		6,090,881
2010 Public Works	4,584,598	15,012,903		300,000	12,000		4,286,317	24,195,818	24,000,000	48,195,818
2050 County Fair Board		310,611			1,914,305		554,992	2,779,908	50,000	2,829,908
2080 County Forest Mgm't				60,000	1,449,180			1,509,180	3,500,000	5,009,180
2060 County Schools	1,528,199	350,000		1,000	2,000			1,881,199		1,881,199
2020 Dog Control					87,000		452,893	539,893		539,893
2500 Predator Damage Control							200,000	200,000	20,000	220,000
2140 Drug Abuse Prevention		110,000						110,000		110,000
2120 Industrial Development		550,000		20,000				570,000	3,000,000	3,570,000
2030 Law Library				1,500	110,756			112,256	400,000	512,256
2160 Title III	3,331,766	1,007,985		70,000				4,409,751	4,900,000	9,309,751
2150 Water Resource Dev		74,916		30,000	320,000			424,916	1,500,000	1,924,916
3020 Capital Projects				30,000				30,000	2,500,000	2,530,000
5010 Salmon Harbor		249,800		3,000	3,356,100		95,000	3,703,900	400,000	4,103,900
5400 Solid Waste		40,000		100,000	10,273,500			10,413,500	16,000,000	26,413,500
6000 Employee Benefit Trust				60,000	720,000	10,986,500		11,766,500	6,005,000	17,771,500
6200 Fleet Management				10,000	11,000	4,833,000	250,000	5,104,000	1,400,000	6,504,000
	<u>16,854,015</u>	<u>39,275,366</u>	<u>11,930,000</u>	<u>1,702,400</u>	<u>34,611,199</u>	<u>15,819,500</u>	<u>33,306,055</u>	<u>153,498,535</u>	<u>138,918,754</u>	<u>292,417,289</u>

Less:

Interfund Activity

(49,125,555)

Current Year Revenues for Graph

104,372,980

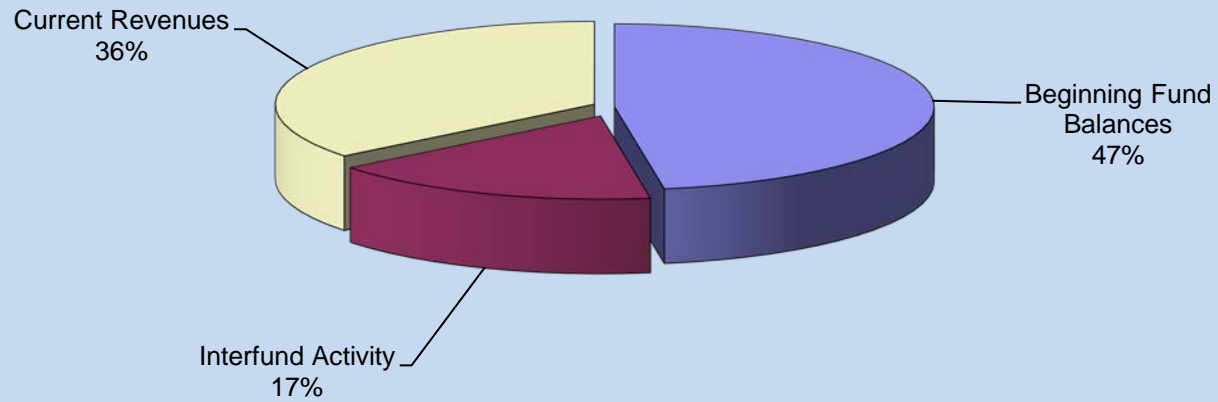
Douglas County, Oregon
SUMMARY OF REQUIREMENTS - ALL FUNDS
FY 2023-24 Budget

Fund	Personnel Services	Materials and Services	Capital Outlay	Other*	Interfund Activity		Total Expenditures	Ending Fund Balance	Total Requirements
					Contingency	Transfers			
1000 General Fund	27,351,511	9,002,452	2,255,000	100,000	2,000,000	16,566,033	57,274,996	62,555,019	119,830,015
2200 Public Safety	25,926,124	7,063,639	994,632			200,958	34,185,353	885,219	35,070,572
2070 Health & Soc Services	1,773,162	3,767,719	450,000			100,000	6,090,881		6,090,881
2010 Public Works	6,774,218	11,873,743	17,046,833		300,000	10,747,862	46,742,656	1,453,162	48,195,818
2050 County Fair Board	1,004,190	1,810,718	15,000				2,829,908		2,829,908
2080 County Forest Mgm't	329,591	498,050	2,900,000		10,000	93,000	3,830,641	1,178,539	5,009,180
2060 County Schools		1,881,199					1,881,199		1,881,199
2020 Dog Control	253,755	286,138					539,893		539,893
2500 Predator Damage Control		220,000					220,000		220,000
2140 Drug Abuse Prevention		110,000					110,000		110,000
2120 Industrial Development		721,000	500,000	122,890		10,000	1,353,890	2,216,110	3,570,000
2030 Law Library	23,375	54,900					78,275	433,981	512,256
2160 Title III		4,801,774				4,507,977	9,309,751		9,309,751
2150 Water Resource Dev	427,393	402,770	20,000		100,000	86,000	1,036,163	888,753	1,924,916
3020 Capital Projects	10,000	1,020,000	1,500,000				2,530,000		2,530,000
5010 Salmon Harbor	1,617,549	2,020,365	67,000			226,000	3,930,914	172,986	4,103,900
5400 Solid Waste	3,206,154	5,035,817	4,160,000		300,000	768,225	13,470,196	12,943,304	26,413,500
6000 Employee Benefit Trust	66,315	13,850,900					13,917,215	3,854,285	17,771,500
6200 Fleet Management	1,096,317	3,474,750	736,500		200,000		5,507,567	996,433	6,504,000
	<u>69,859,654</u>	<u>67,895,934</u>	<u>30,644,965</u>	<u>222,890</u>	<u>2,910,000</u>	<u>33,306,055</u>	<u>204,839,498</u>	<u>87,577,791</u>	<u>292,417,289</u>
Less:									
Interfund Activity							(49,125,555)		
Current Expenditures for Graph							<u>155,713,943</u>		

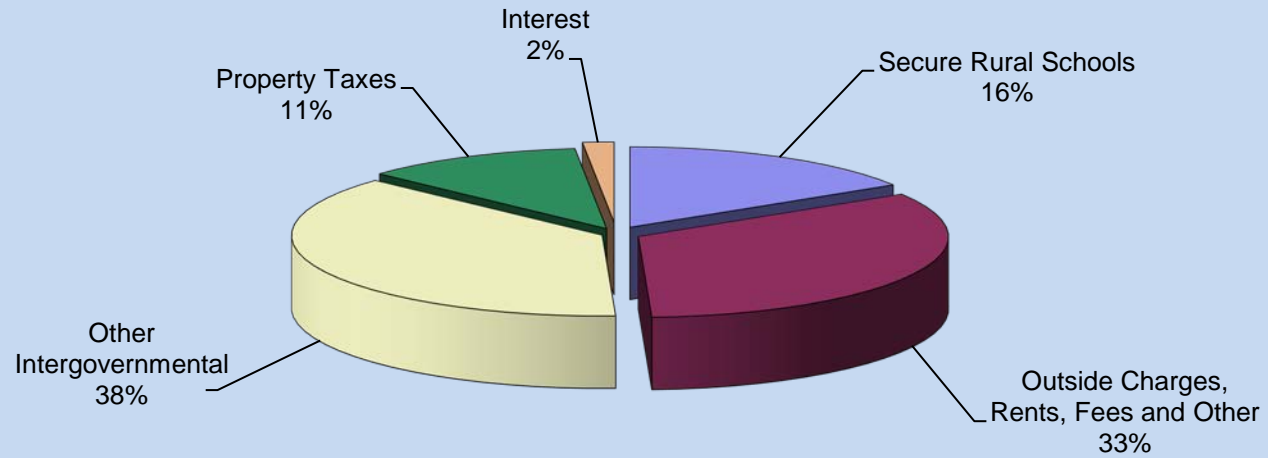
* Other Requirements are Debt Service and Additions to Notes Receivable.

**BUDGETED RESOURCES - ALL FUNDS
FY 2023-24**

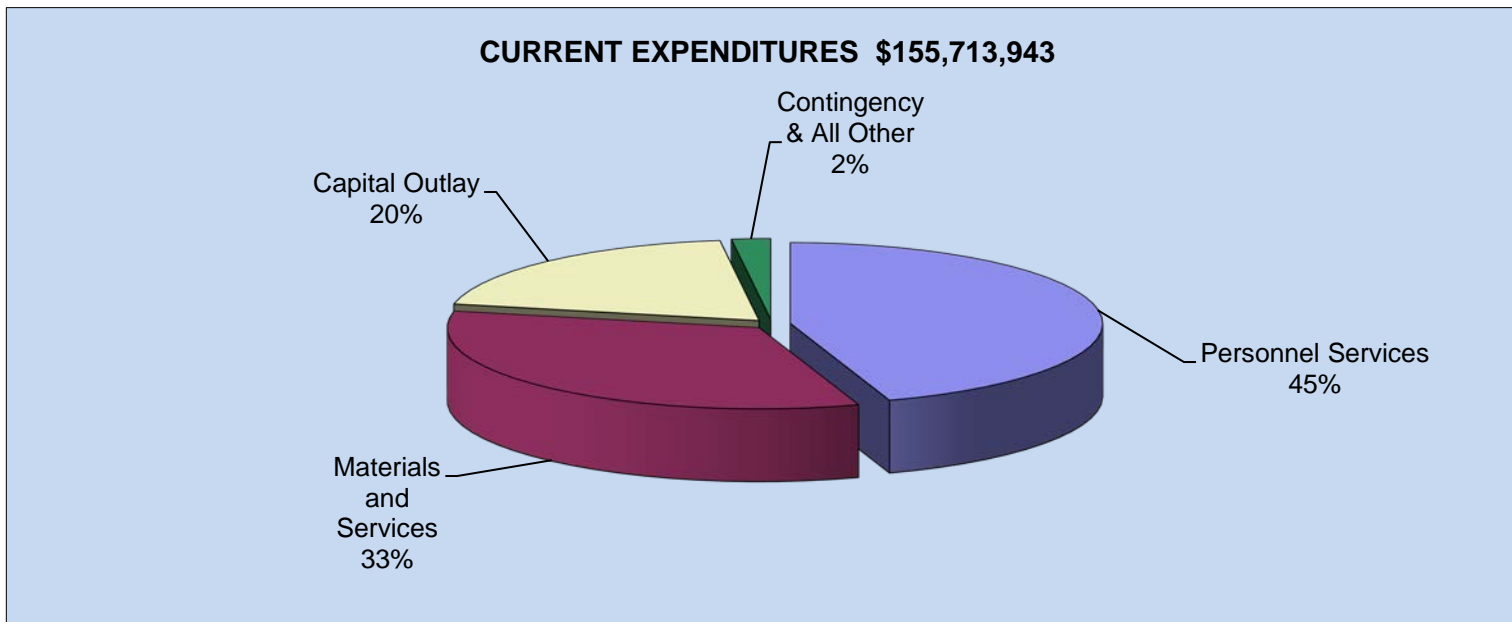
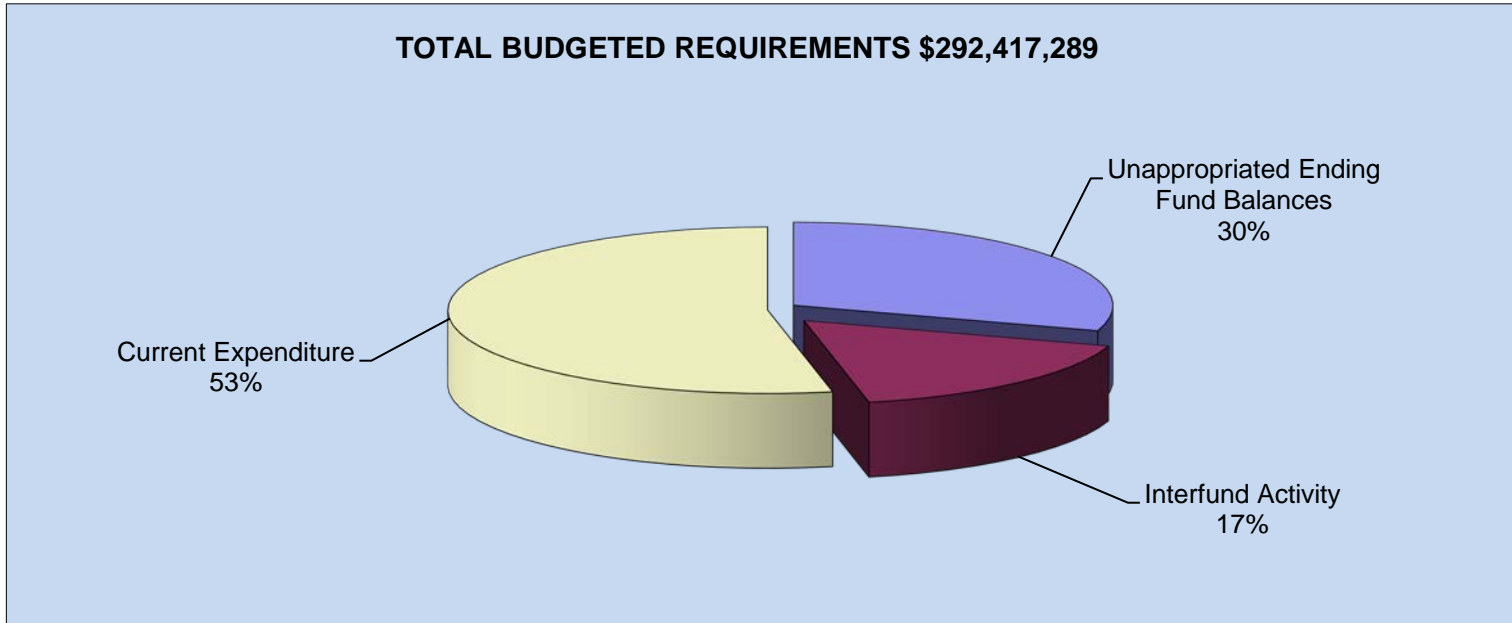
TOTAL BUDGETED RESOURCES \$292,417,289



CURRENT REVENUES \$104,372,980



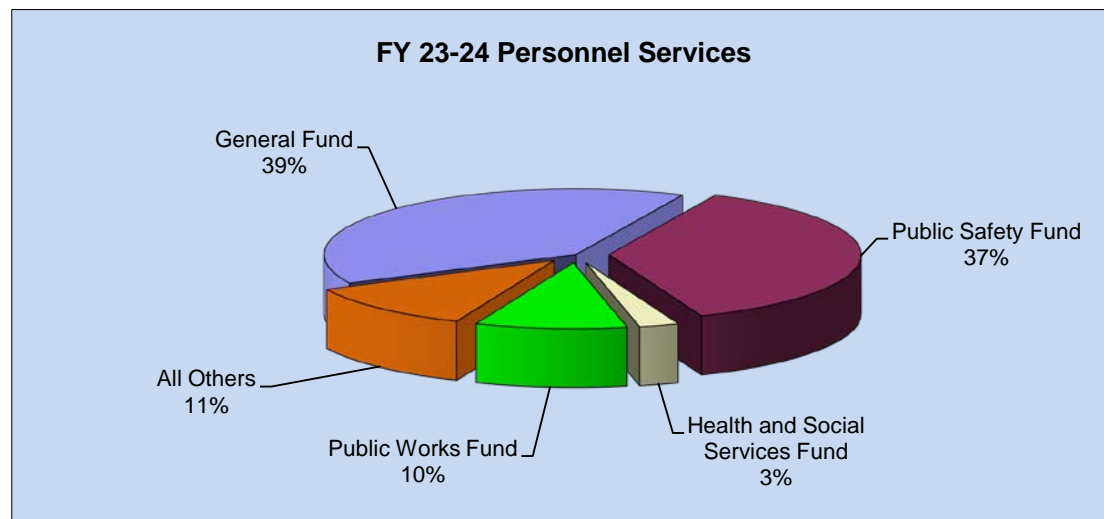
**BUDGETED REQUIREMENTS - ALL FUNDS
FY 2023-24**



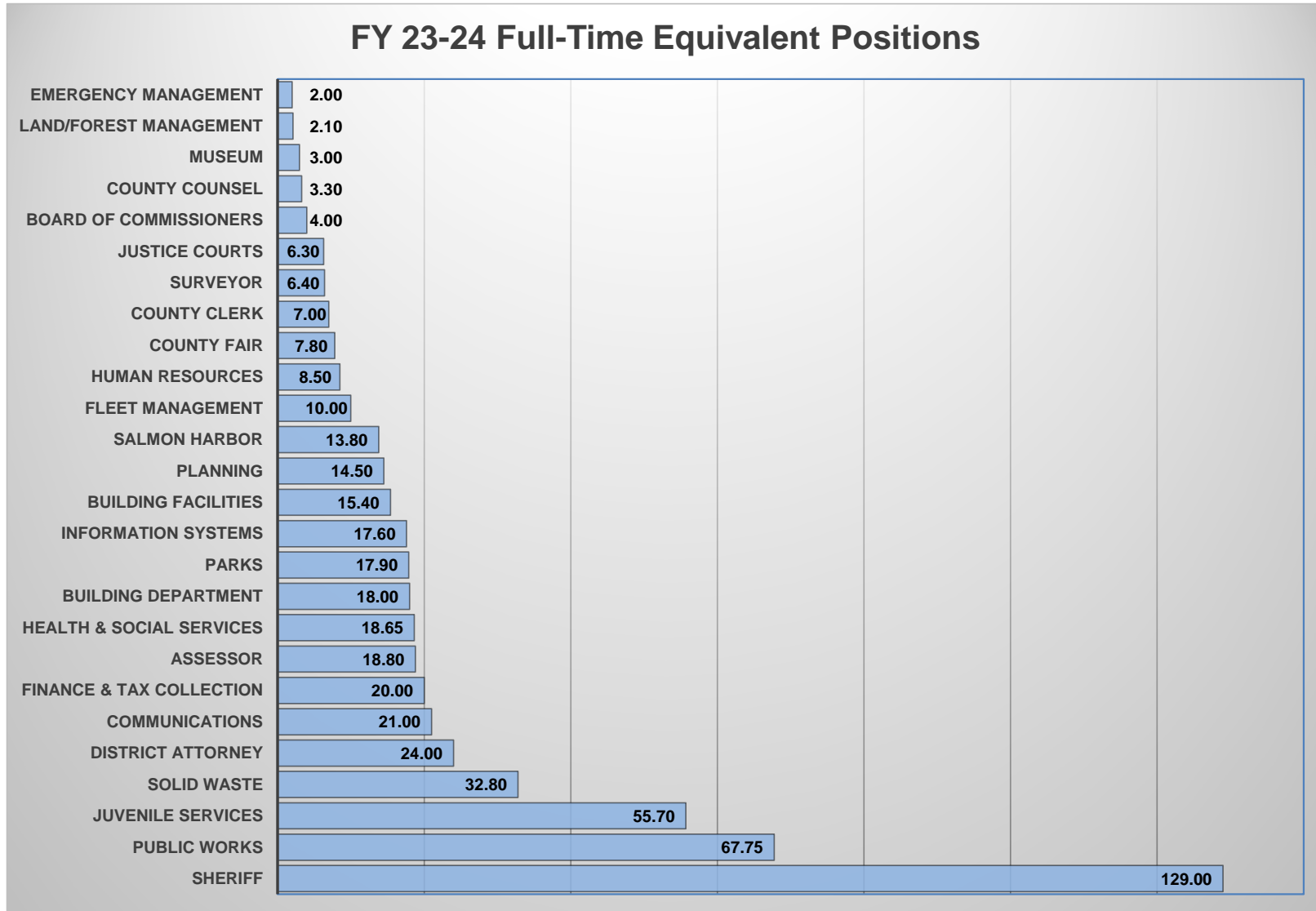
Douglas County, Oregon
PERSONNEL SERVICES
FY 2023-24

Fund Name	Revised Budget	Adopted Budget	Change	
	FY 22-23	FY 23-24	Amount	Percent
General Fund	\$26,163,057	\$27,351,511	\$1,188,454	4.54%
Public Safety Fund	22,836,904	25,926,124	3,089,220	13.53%
Health and Social Services Fund	1,523,842	1,773,162	249,320	16.36%
Public Works Fund	6,240,858	6,774,218	533,360	8.55%
County Fair Board Fund	920,365	1,004,190	83,825	9.11%
County Forest Management Fund	365,970	329,591	(36,379)	-9.94%
Dog Control Fund	211,693	253,755	42,062	19.87%
Law Library Fund	27,048	23,375	(3,673)	-13.58%
Water Resource Development Fund	452,752	427,393	(25,359)	-5.60%
Government Relief Fund	100,998	0	(100,998)	-100.00%
Capital Projects Fund	10,000	10,000	0	0.00%
Salmon Harbor Fund	1,439,292	1,617,549	178,257	12.39%
Solid Waste Fund	2,701,309	3,206,154	504,845	18.69%
Employee Benefit Trust Fund	61,021	66,315	5,294	8.68%
Fleet Management Fund	953,150	1,096,317	143,167	15.02%
TOTAL - ALL FUNDS	\$64,008,259	\$69,859,654	\$5,851,395	9.14%

Full-time Equivalent Positions			
Revised Budget	Adopted Budget	Change	
FY 22-23	FY 23-24	Amount	Percent
239.50	238.15	(1.35)	-0.56%
156.45	157.45	1.00	0.64%
16.65	18.65	2.00	12.01%
57.50	58.75	1.25	2.17%
7.80	7.80	0.00	0.00%
3.00	2.10	(0.90)	-30.00%
2.00	2.00	0.00	0.00%
0.30	0.30	0.00	0.00%
4.25	3.25	(1.00)	-23.53%
12.80	13.80	1.00	7.81%
33.05	32.80	(0.25)	-0.76%
0.25	0.25	0.00	0.00%
9.00	10.00	1.00	11.11%
542.55	545.30	2.75	0.51%



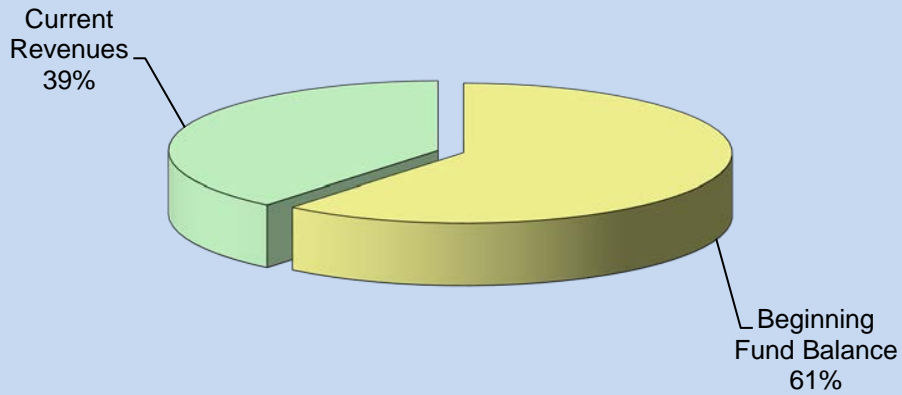
Douglas County, Oregon
 FULL-TIME EQUIVALENT POSITIONS
 FY 2023-24 Adopted Budget



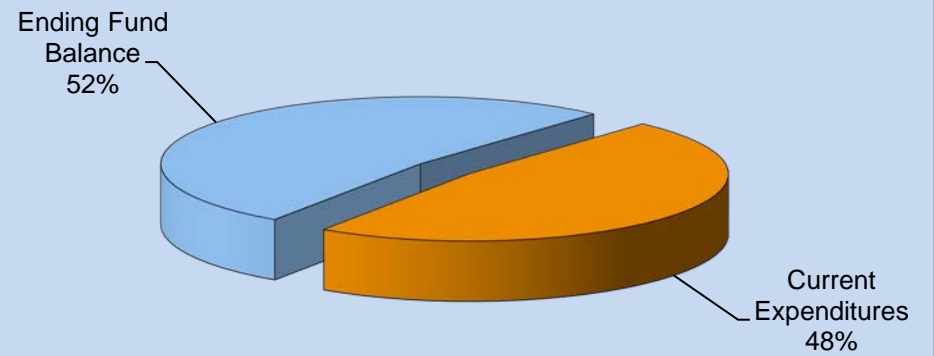
	Actual						Budget	
	16-17	17-18	18-19	19-20	20-21	21-22	22-23	23-24
Budgeted Full-time Equivalent Positions	553.28	532.23	541.12	527.07	526.60	534.88	542.55	545.30

Douglas County, Oregon
General Fund - Budgeted Resources and Requirements
 FY 2023-24 Budget

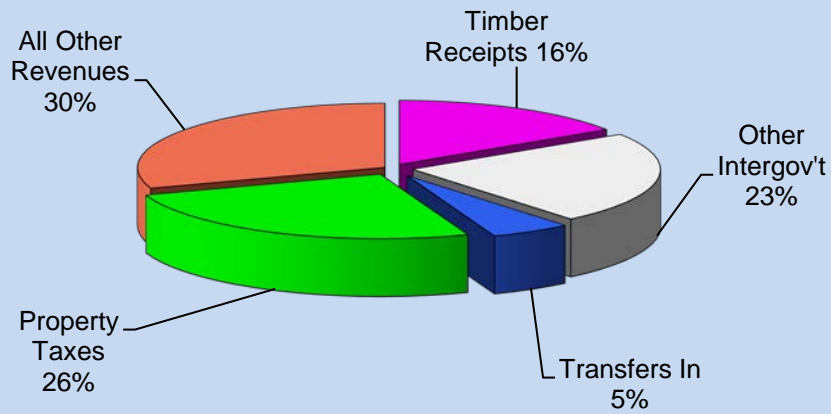
BUDGETED RESOURCES \$119,830,015



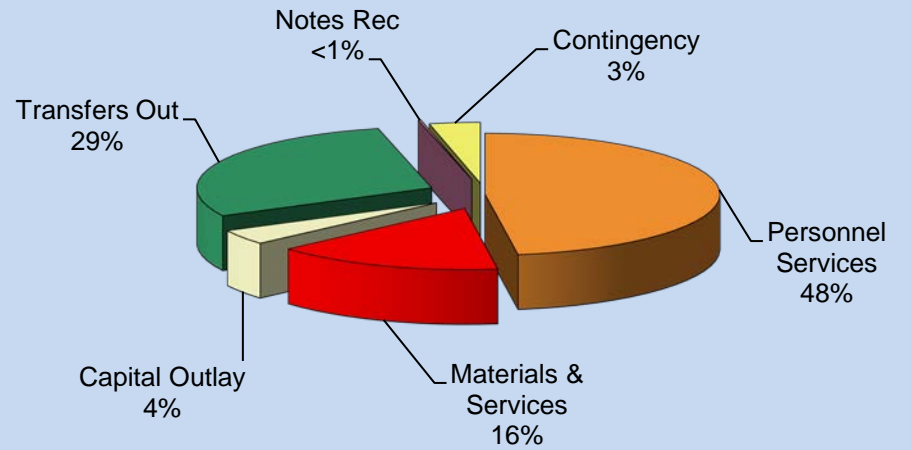
BUDGETED REQUIREMENTS \$119,830,015



CURRENT REVENUES \$46,830,015



CURRENT EXPENDITURES \$57,274,996



Douglas County, Oregon
General Fund (100)

Fund Summary

	Actual FY 19-20	Actual FY 20-21	Actual FY 21-22	Revised Budget FY 22-23	Proposed FY 23-24	Approved FY 23-24	Adopted FY 23-24
<u>RESOURCES</u>							
Beginning Fund Balance	56,316,999	61,552,462	64,519,636	58,000,000	73,000,000	73,000,000	73,000,000
Charges, Fees, Fines, Rents, Other	12,914,930	14,957,036	14,598,071	13,142,426	13,129,075	13,129,075	13,129,075
Property Taxes:							
Current Year	10,232,088	10,689,271	11,048,832	11,300,000	11,530,000	11,530,000	11,530,000
Prior Years	415,751	583,861	362,102	400,000	400,000	400,000	400,000
Intergovernmental Revenues:							
Secure Rural Schools (SRS) - O & C	7,076,896	6,290,229	7,409,452	7,416,689	7,409,452	7,409,452	7,409,452
All Other Intergovernmental	7,095,786	6,072,197	5,711,658	6,878,469	10,863,290	10,863,290	10,863,290
Interest	1,248,835	696,134	437,837	524,974	1,011,800	1,011,800	1,011,800
Notes Receivable Collections	124,310	125,283	121,180	123,824	28,440	28,440	28,440
Transfers In	1,967,905	2,074,238	2,343,363	16,861,261	2,457,958	2,457,958	2,457,958
Total Revenues	<u>41,076,501</u>	<u>41,488,249</u>	<u>42,032,495</u>	<u>56,647,643</u>	<u>46,830,015</u>	<u>46,830,015</u>	<u>46,830,015</u>
TOTAL RESOURCES	97,393,500	103,040,711	106,552,131	114,647,643	119,830,015	119,830,015	119,830,015
<u>REQUIREMENTS</u>							
Personnel Services	19,737,345	20,584,228	22,163,101	26,163,057	27,330,027	27,330,027	27,351,511
Materials and Services	6,127,569	6,127,277	6,873,263	9,064,521	9,002,452	9,002,452	9,002,452
Capital Outlay	2,143,233	1,200,985	1,076,485	3,806,546	2,255,000	2,255,000	2,255,000
Operating Contingency				1,379,312	2,000,000	2,000,000	2,000,000
Transfers Out	7,832,891	10,608,585	11,950,929	13,817,207	16,566,033	16,566,033	16,566,033
Additions to Notes Receivable				100,000	100,000	100,000	100,000
Total Expenditures	<u>35,841,038</u>	<u>38,521,075</u>	<u>42,063,778</u>	<u>54,330,643</u>	<u>57,253,512</u>	<u>57,253,512</u>	<u>57,274,996</u>
Ending Fund Balance	61,552,462	64,519,636	64,488,353	60,317,000	62,576,503	62,576,503	62,555,019
TOTAL REQUIREMENTS	97,393,500	103,040,711	106,552,131	114,647,643	119,830,015	119,830,015	119,830,015
Change in Fund Balance	5,235,463	2,967,174	(31,283)	2,317,000	(10,423,497)	(10,423,497)	(10,444,981)
Staffing FTE	230.17	235.57	238.10	239.50	238.15	238.15	238.15

Douglas County, Oregon
General Fund
FY 2023-24 Proposed Budget

OVERVIEW BY DEPARTMENT

	Revenues			Expenditures						Revenue Over (Under) Expenditures
	Revenues	Transfers In	Total	FTE	Personnel Services	Materials & Services	Capital Outlay	Transfers Out	Total	
Board of Commissioners				4.00	683,045	60,129			743,174	(743,174)
Building Department	2,660,154		2,660,154	18.00	2,310,474	349,680			2,660,154	0
Building Facilities	1,900		1,900	15.40	1,488,252	1,028,316	819,000		3,335,568	(3,333,668)
County Clerk	1,000,555		1,000,555	7.00	656,294	296,260			952,554	48,001
County Counsel				3.00	612,262	27,800			640,062	(640,062)
District Attorney	636,820	200,958	837,778	24.00	3,026,584	235,882			3,262,466	(2,424,688)
DC Emergency Management	78,710		78,710	2.00	321,301	87,960			409,261	(330,551)
Financial Services				16.00	2,154,416	168,650			2,323,066	(2,323,066)
Grant Administration	44,081		44,081	0.85	112,301	4,900			117,201	(73,120)
Human Resources				8.25	1,186,091	45,960			1,232,051	(1,232,051)
Information Technology	307,980		307,980	13.90	1,895,256	432,369			2,327,625	(2,019,645)
South Douglas Justice Court	468,000		468,000	4.00	389,933	77,600			467,533	467
Reedsport Justice Court	222,575		222,575	2.30	197,466	25,050			222,516	59
Juvenile Services	4,333,097		4,333,097	54.85	5,304,262	729,538			6,033,800	(1,700,703)
Museum	585,000		585,000	3.00	427,797	494,821			922,618	(337,618)
Nondepartmental						3,088,767			3,088,767	(3,088,767)
Parks Department	4,168,304		4,168,304	17.90	1,733,645	1,175,350	1,436,000	95,000	4,439,995	(271,691)
Planning Department	467,200	90,000	557,200	14.50	1,766,506	170,870			1,937,376	(1,380,176)
Surveyor	240,500		240,500	6.40	752,673	76,100			828,773	(588,273)
Assessor	365,575		365,575	18.80	1,938,605	225,685			2,164,290	(1,798,715)
Tax Collection	14,800		14,800	4.00	394,348	200,765			595,113	(580,313)
Total Departments	15,595,251	290,958	15,886,209	238.15	27,351,511	9,002,452	2,255,000	95,000	38,703,963	(22,817,754)
Nondepartmental Revenues	28,776,806		28,776,806							28,776,806
Transfers:										
Public Works Fund		1,087,000	1,087,000							1,087,000
County Forest Mgm't Fund		93,000	93,000							93,000
Water Development Fund		86,000	86,000							86,000
Dog Control Fund								452,893	452,893	(452,893)
County Fair Fund								544,992	544,992	(544,992)
Health & Soc Services Fund		100,000	100,000					1,154,857	1,154,857	(1,054,857)
Public Safety Fund								13,868,291	13,868,291	(13,868,291)
Predator Damage Control Fund								200,000	200,000	(200,000)
Salmon Harbor Fund		226,000	226,000							226,000
Solid Waste Fund		575,000	575,000							575,000
Fleet Management								250,000	250,000	(250,000)
Additions to Notes Receivable							100,000		100,000	(100,000)
Operating Contingency							2,000,000		2,000,000	(2,000,000)
Total Fund	44,372,057	2,457,958	46,830,015	238.15	27,351,511	9,002,452	4,355,000	16,566,033	57,274,996	(10,444,981)

Douglas County, Oregon
General Fund
Undesignated Revenues (0000)

Overview

	Actual <u>FY 19-20</u>	Actual <u>FY 20-21</u>	Actual <u>FY 21-22</u>	Revised Budget <u>FY 22-23</u>	Proposed <u>FY 23-24</u>	Approved <u>FY 23-24</u>	Adopted <u>FY 23-24</u>
<u>REVENUES</u>							
Services, Fees, Fines, Rents and Other	829,719	743,412	286,482	234,000	270,000	270,000	270,000
Property Taxes:							
Current Year	10,232,088	10,689,271	11,048,832	11,300,000	11,530,000	11,530,000	11,530,000
Prior Years	415,751	583,861	362,102	400,000	400,000	400,000	400,000
Intergovernmental Revenues:							
Secure Rural Schools (SRS) - O & C	7,076,896	6,290,229	7,409,452	7,416,689	7,409,452	7,409,452	7,409,452
All Other	3,986,045	3,310,017	2,704,406	2,649,461	8,127,114	8,127,114	8,127,114
Interest	1,248,835	696,134	437,837	524,974	1,011,800	1,011,800	1,011,800
Note Receivable Collections	124,310	125,283	121,180	123,824	28,440	28,440	28,440
Transfers In	<u>1,857,996</u>	<u>1,984,238</u>	<u>2,256,363</u>	<u>16,159,843</u>	<u>2,167,000</u>	<u>2,167,000</u>	<u>2,167,000</u>
Total Undesignated Revenues	25,771,640	24,422,445	24,626,654	38,808,791	30,943,806	30,943,806	30,943,806

Douglas County, Oregon
General Fund
Undesignated Revenues

Detail

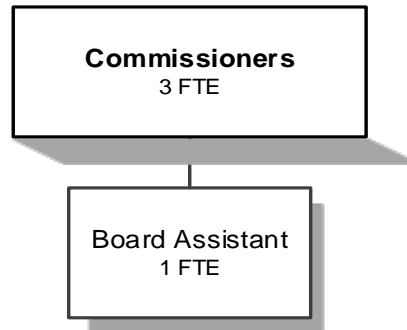
		Actual FY 20-21	Actual FY 21-22	Revised Budget FY 22-23	Proposed FY 23-24	Approved FY 23-24	Adopted FY 23-24
1000-05-3000-205000	Fees Services & Charges	12,334	10,725	10,000	10,000	10,000	10,000
1000-05-3000-273010	Library Collection Agency Fees	895	808	0	0	0	0
1000-05-3000-300002	Justice Court Fines	3,210	3,666	0	0	0	0
1000-05-3000-310001	Fed-O & C Receipts SRS 2008	6,290,229	7,409,452	7,416,689	7,409,452	7,409,452	7,409,452
1000-05-3000-319000	Fed-Other Assistance	11	10	0	5,306,700	5,306,700	5,306,700
1000-05-3000-326100	St/Fed DAS COVID19 CARES	282,598	0	0	0	0	0
1000-05-3000-335602	St OBDD Business Oregon	92,204	152,830	0	0	0	0
1000-10-3000-338006	State OR Criminal Justice Comm	951,104	917,928	1,164,461	1,183,914	1,183,914	1,183,914
1000-10-3000-338009	State OR Dept of Admin Svcs	450,000	0	0	0	0	0
1000-05-3000-345004	Shared Rev Sale St Forest Prod	21,016	74,568	50,000	60,000	60,000	60,000
1000-05-3000-345007	Shared Rev Electric Co-op Tax	257,160	271,806	250,000	290,000	290,000	290,000
1000-05-3000-345008	Shared Rev Cigarette Tax	74,520	64,629	80,000	55,000	55,000	55,000
1000-05-3000-345009	Shared Rev Alcoholic Bev Tax	378,224	368,672	360,000	400,000	400,000	400,000
1000-05-3000-345010	Shared Rev Amusement Devices	18,245	27,004	20,000	20,000	20,000	20,000
1000-05-3000-345055	Shared Rev Mediation Fees(Div)	78,255	81,620	85,000	85,000	85,000	85,000
1000-05-3000-360001	Tax Offsets Wildfire Relief	0	31,171	0	0	0	0
1000-05-3000-360004	Tax Offsets Western OR Priv/Sev	42,993	34,189	40,000	30,000	30,000	30,000
1000-05-3000-362000	In Lieu of Taxes	663,687	679,979	600,000	696,500	696,500	696,500
1000-05-3000-370000	Current Taxes	10,689,271	11,048,832	11,300,000	11,530,000	11,530,000	11,530,000
1000-05-3000-372001	Prior Taxes First Prior Year	184,073	171,856	400,000	400,000	400,000	400,000
1000-05-3000-372002	Prior Taxes Second Prior Year	90,152	77,357	0	0	0	0
1000-05-3000-372003	Prior Taxes Third Prior Year	113,011	70,614	0	0	0	0
1000-05-3000-372004	Prior Taxes Fourth Prior Year	51,478	28,215	0	0	0	0
1000-05-3000-372005	Prior Taxes Fifth Prior Year	30,776	3,783	0	0	0	0
1000-05-3000-372006	Prior Taxes Six&Over Prior Yrs	114,371	10,277	0	0	0	0
1000-05-3000-380000	Interest General Investments	683,266	415,298	500,000	1,000,000	1,000,000	1,000,000
1000-05-3000-380004	Interest Notes Recv	10,025	20,621	19,974	6,800	6,800	6,800
1000-05-3000-381001	Property Taxes Interest	2,843	1,918	5,000	5,000	5,000	5,000
1000-05-3000-382003	Land/Building Rents & Leases	190,280	195,173	184,000	200,000	200,000	200,000
1000-05-3000-387092	Land Sales	81,338	8,846	0	20,000	20,000	20,000
1000-05-3000-387093	Land Sales (noninv & other)	285,000	0	0	0	0	0
1000-05-3000-387501	Property Tax Adv Reimbursemnts	51,422	45,728	40,000	40,000	40,000	40,000
1000-05-3000-387522	Jury/Witness Exp Reimbursemnts	404	926	0	0	0	0
1000-05-3000-387900	Miscellaneous Revenues	9,862	17,641	0	0	0	0
1000-05-3000-387930	Misc Public Records Requests	1,152	2,969	0	0	0	0
1000-05-3000-387990	Misc Subrogating Claim Recovry	107,515	0	0	0	0	0

Douglas County, Oregon
 General Fund
 Undesignated Revenues

Detail

		Actual FY 20-21	Actual FY 21-22	Revised Budget FY 22-23	Proposed FY 23-24	Approved FY 23-24	Adopted FY 23-24
1000-05-3000-390201	Transfers From Public Works	1,075,000	1,045,000	1,044,000	1,087,000	1,087,000	1,087,000
1000-05-3000-390207	Transfers From Health & SocSvc	98,818	98,818	98,818	100,000	100,000	100,000
1000-05-3000-390208	Transfers From CntyForestMgmt	55,000	60,000	55,000	93,000	93,000	93,000
1000-05-3000-390213	Transfers From SHIP	11,420	0	0	0	0	0
1000-05-3000-390215	Transfers From Water Developmnt	84,000	71,000	74,000	86,000	86,000	86,000
1000-05-3000-390218	Transfers From GRF	0	146,545	14,139,025	0	0	0
1000-05-3000-390501	Transfers From Salmon Harbor	180,000	204,000	182,000	226,000	226,000	226,000
1000-05-3000-390540	Transfers From Solid Waste	480,000	631,000	567,000	575,000	575,000	575,000
1000-05-3000-396000	Notes/Contract Receivable Coll	25,283	26,294	27,346	28,440	28,440	28,440
1000-05-3000-396006	N/R Collections-Adapt Madrone	100,000	94,886	96,478	0	0	0
Total Revenue		24,422,445	24,626,654	38,808,791	30,943,806	30,943,806	30,943,806

BOARD OF COMMISSIONERS



Douglas County, Oregon
 General Fund
 Board of Commissioners (0005)

Department Overview

	Actual FY 19-20	Actual FY 20-21	Actual FY 21-22	Revised Budget FY 22-23	Proposed FY 23-24	Approved FY 23-24	Adopted FY 23-24
<u>RESOURCES</u>							
Intergovernmental Revenues			7,813				
Transfers In: Title III	14,909						
Total	14,909		7,813				
<u>REQUIREMENTS</u>							
Personnel Services	618,092	590,486	584,239	634,541	673,584	673,584	683,045
Materials & Services	37,180	20,373	26,883	59,540	60,129	60,129	60,129
Capital Outlay	6,487						
Total	661,759	610,859	611,122	694,081	733,713	733,713	743,174
General Resource Contribution Required	646,850	610,859	603,309	694,081	733,713	733,713	743,174
Staffing FTE	5.00	5.00	4.00	4.00	4.00	4.00	4.00

Douglas County, Oregon
 General Fund
 Board of Commissioners

Department Detail

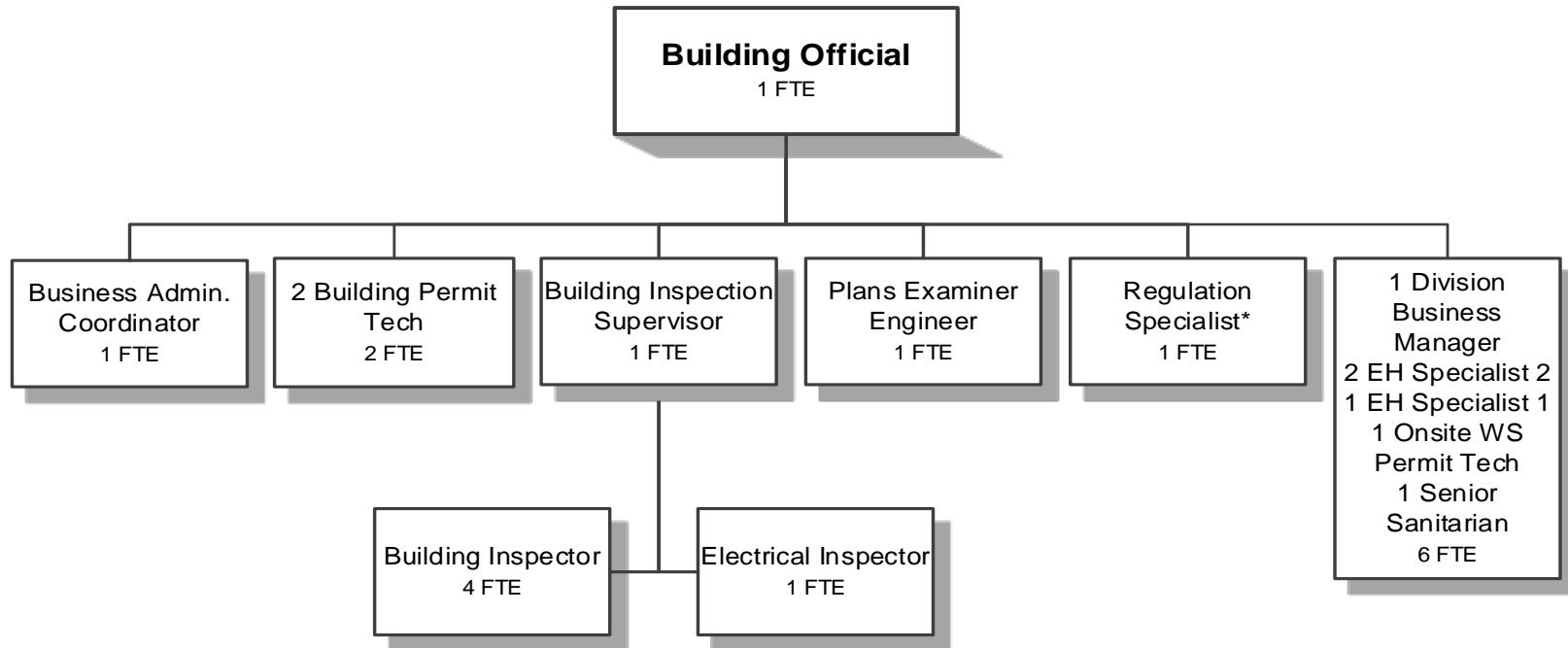
		Actual FY 20-21	Actual FY 21-22	Revised Budget FY 22-23	Proposed FY 23-24	Approved FY 23-24	Adopted FY 23-24
1000-05-0005-325204	St/Fed OR OEM FEMA	0	7,813	0	0	0	0
Total Revenue		0	7,813	0	0	0	0
1000-05-0005-400000	Regular Employees	355,353	345,558	376,742	392,726	392,726	398,966
1000-05-0005-403000	Temporary Employees	6,880	0	0	0	0	0
1000-05-0005-405000	Overtime	155	0	0	0	0	0
1000-05-0005-450000	PERS	123,072	144,028	157,292	169,101	169,101	171,783
1000-05-0005-451000	Social Security	27,055	25,827	28,821	30,044	30,044	30,521
1000-05-0005-451500	Paid Family & Med Leave Ins	0	0	753	1,571	1,571	1,596
1000-05-0005-452000	Worker's Compensation	1,806	1,209	1,319	1,964	1,964	1,995
1000-05-0005-453000	Unemployment	1,087	1,037	1,130	393	393	399
1000-05-0005-454000	Medical and Dental Insurance	75,078	66,580	68,484	77,785	77,785	77,785
Total Personnel Services		590,486	584,239	634,541	673,584	673,584	683,045
1000-05-0005-629502	Equipment-Noninv Computer Repl	0	54	850	0	0	0
1000-05-0005-629900	Other Materials and Supplies	105	70	0	0	0	0
1000-05-0005-646000	Software	276	225	2,090	3,529	3,529	3,529
1000-05-0005-668001	Communication Telephone	2,579	5,238	4,500	4,500	4,500	4,500
1000-05-0005-672001	Fire/Liab Interdept Charges	600	600	600	600	600	600
1000-05-0005-740000	Office Supplies and Expenses	2,161	705	1,800	1,800	1,800	1,800
1000-05-0005-741000	Postage	520	188	500	500	500	500
1000-05-0005-742001	Photos and Copying Dup Svcs	390	250	500	500	500	500
1000-05-0005-750000	Subscriptions Books & Periodi	830	2,773	3,000	3,000	3,000	3,000
1000-05-0005-755000	Travel	1,087	243	4,000	4,000	4,000	4,000
1000-05-0005-755080	Travel Mileage Reimbursement	11,775	16,127	40,000	40,000	40,000	40,000
1000-05-0005-756000	Conventions Schools Seminars	0	410	1,500	1,500	1,500	1,500
1000-05-0005-780000	Legal Publication and Printing	50	0	200	200	200	200
Total Materials and Services		20,373	26,883	59,540	60,129	60,129	60,129
Total Expenditures		610,859	611,122	694,081	733,713	733,713	743,174

Douglas County, Oregon
 General Fund
 Board of Commissioners

PERSONNEL SERVICES

	Actual	Actual	Revised	Budget	
	FTE	FTE	Budget	FY 23-24	
	<u>FY 20-21</u>	<u>FY 21-22</u>	<u>FY 22-23</u>	<u>FTE</u>	<u>Amount</u>
Commissioner	3.00	3.00	3.00	3.00	329,784
Board Assistant	<u>2.00</u>	<u>1.00</u>	<u>1.00</u>	<u>1.00</u>	<u>65,582</u>
Total Regular	<u>5.00</u>	<u>4.00</u>	<u>4.00</u>	<u>4.00</u>	<u>395,366</u>
<i>Technology Stipend</i>					<i>3,600</i>
PERS	42.99%, 50.42%				171,783
Social Security	7.65%				30,521
Paid Family & Med Leave Ins	0.40%				1,596
Worker's Compensation	0.50%				1,995
Unemployment	0.10%				399
Medical & Dental Insurance	Varied				<u>77,785</u>
Total Personnel Services					<u><u>683,045</u></u>

BUILDING DEPARTMENT



* Position paid by Building but is supervised by the Planning Director

Douglas County, Oregon
General Fund
Building Department (1200)

Department Overview

	Actual FY 19-20	Actual FY 20-21	Actual FY 21-22	Revised Budget FY 22-23	Proposed FY 23-24	Approved FY 23-24	Adopted FY 23-24
<u>RESOURCES</u>							
Designated Fund Balance - Grant Program				30,000			
Intergovernmental Revenues		26,025	85,600		67,175	67,175	67,175
Charges and Fees	1,762,501	1,986,025	2,199,766	2,195,700	2,592,979	2,592,979	2,592,979
Total	1,762,501	2,012,050	2,285,366	2,195,700	2,660,154	2,660,154	2,660,154
<u>REQUIREMENTS</u>							
Personnel Services	1,289,673	1,465,098	1,565,469	1,880,021	2,310,474	2,310,474	2,310,474
Materials and Services	159,379	292,602	206,026	345,679	349,680	349,680	349,680
Capital Outlay	29,652	3,260	3,011				
Total	1,478,704	1,760,960	1,774,506	2,225,700	2,660,154	2,660,154	2,660,154
Resources (Over) Under Requirements	(283,797)	(251,090)	(510,860)				
<u>BUILDING/ELECTRICAL OPERATIONS</u>							
Charges for Services	(1,762,501)	(1,779,012)	(2,095,847)	(1,861,900)	(1,870,754)	(1,870,754)	(1,870,754)
Requirements	1,478,704	1,494,055	1,505,094	1,861,900	1,870,754	1,870,754	1,870,754
General Resource Contribution Required	(283,797)	(284,957)	(590,753)				
<u>ENVIRONMENTAL HEALTH</u>							
Charges for Services		(207,013)	(129,463)	(333,800)	(421,897)	(421,897)	(421,897)
Intergovernmental: State Water Program		(26,025)	3,539		(67,175)	(67,175)	(67,175)
Requirements		266,905	254,262	333,800	489,072	489,072	489,072
General Resource Contribution Required		33,867	128,338				
<u>SUBSURFACE SEWAGE</u>							
Charges for Services					(300,328)	(300,328)	(300,328)
Requirements					300,328	300,328	300,328
General Resource Contribution Required							
<u>GRANT PROGRAM</u>							
Beginning Balance - Restricted Use				(30,000)			
Intergovernmental: Wildfire Grant Program			(63,595)				
Requirements			18,745	30,000			
Ending Balance - Restricted Use			(44,850)				
Total General Resource Contribution Required	(283,797)	(251,090)	(507,265)				
Staffing FTE	12.00	16.00	15.00	15.00	18.00	18.00	18.00

*Beginning FY21 Environmental Health has been moved from the Planning Department to the Building Department.

*Beginning FY22 The Drinking Water program for Environmental Health was moved back from the Building Department to the Planning Department.

*Beginning FY24 The Subsurface Sewage and Drinking Water program was moved from the Planning Department to the Building Department.

Douglas County, Oregon
General Fund
Building Department

Department Detail

	Actual FY 20-21	Actual FY 21-22	Revised Budget FY 22-23	Proposed FY 23-24	Approved FY 23-24	Adopted FY 23-24
1000-10-1200-205004	0	0	0	300,328	300,328	300,328
1000-10-1200-205013	1,778,864	2,070,278	1,861,900	1,870,754	1,870,754	1,870,754
1000-10-1200-205015	204,513	129,438	333,800	421,897	421,897	421,897
1000-10-1200-321010	26,025	(3,539)	0	67,175	67,175	67,175
1000-10-1200-335600	0	25,544	0	0	0	0
1000-10-1200-338004	0	63,595	0	0	0	0
1000-10-1200-387900	2,500	50	0	0	0	0
1000-10-1200-387980	148	0	0	0	0	0
Total Revenue	2,012,050	2,285,366	2,195,700	2,660,154	2,660,154	2,660,154
1000-10-1200-400000	881,382	890,562	1,038,296	1,270,089	1,270,089	1,270,089
1000-10-1200-403000	12,164	28,537	30,200	40,200	40,200	40,200
1000-10-1200-405000	2,445	3,381	23,000	23,000	23,000	23,000
1000-10-1200-450000	298,967	377,064	449,276	563,069	563,069	563,069
1000-10-1200-451000	66,375	68,501	83,500	101,997	101,997	101,997
1000-10-1200-451500	0	0	2,183	5,333	5,333	5,333
1000-10-1200-452000	4,464	3,228	3,820	6,666	6,666	6,666
1000-10-1200-453000	5,376	5,535	6,549	5,333	5,333	5,333
1000-10-1200-454000	193,925	188,661	243,197	294,787	294,787	294,787
Total Personnel Services	1,465,098	1,565,469	1,880,021	2,310,474	2,310,474	2,310,474
1000-10-1200-509900	2,402	5,817	0	0	0	0
1000-10-1200-535000	31,475	37,304	15,000	40,000	40,000	40,000
1000-10-1200-556000	0	15,150	30,000	0	0	0
1000-10-1200-629500	2,781	7,711	7,800	16,300	16,300	16,300
1000-10-1200-629502	0	0	1,700	3,400	3,400	3,400
1000-10-1200-629900	1,891	4,046	34,500	14,500	14,500	14,500
1000-10-1200-646000	1,193	4,043	21,320	13,000	13,000	13,000
1000-10-1200-646002	30,690	9,981	31,929	18,400	18,400	18,400
1000-10-1200-650000	174,847	75,628	112,000	126,000	126,000	126,000
1000-10-1200-651002	755	0	6,500	6,500	6,500	6,500
1000-10-1200-668001	14,851	8,876	15,500	19,200	19,200	19,200
1000-10-1200-668010	1,814	1,815	1,200	1,200	1,200	1,200
1000-10-1200-672001	9,100	10,800	10,200	13,500	13,500	13,500
1000-10-1200-730000	0	190	5,500	5,500	5,500	5,500

Douglas County, Oregon
 General Fund
 Building Department

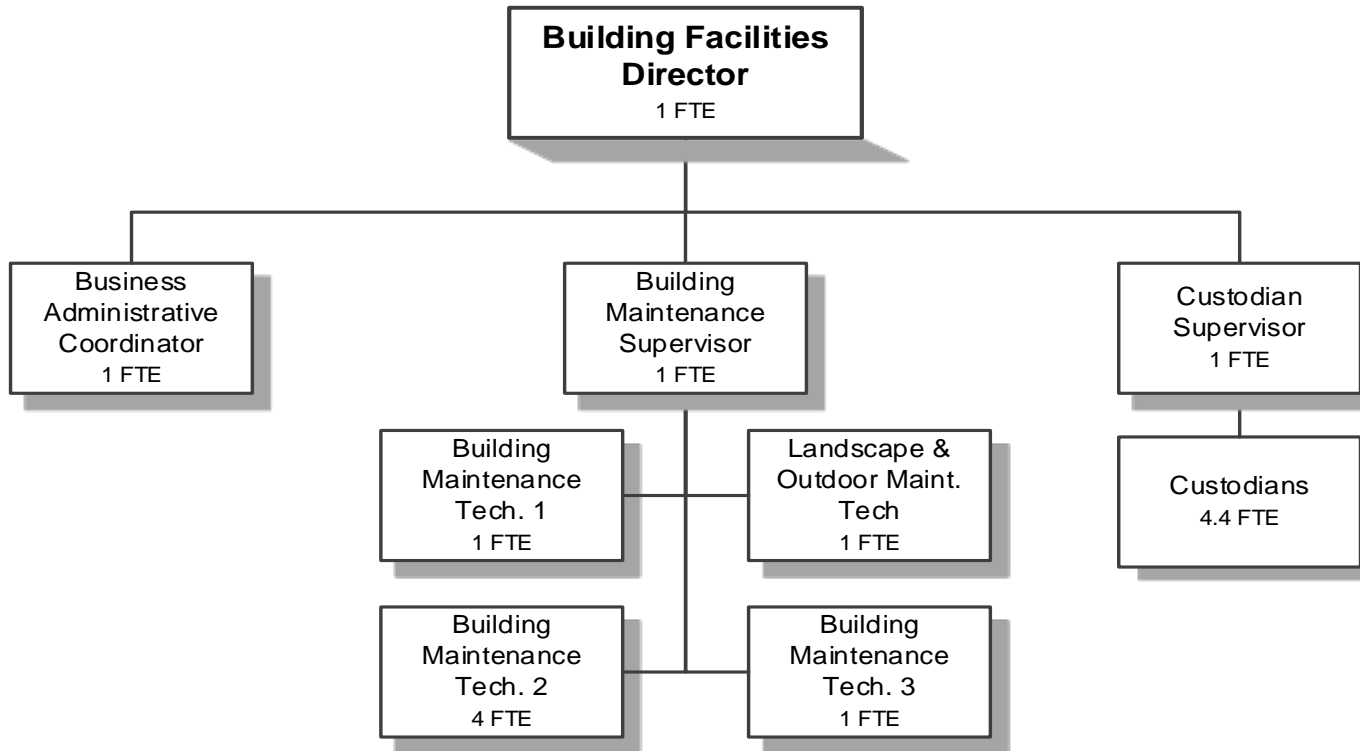
Department Detail

		Actual	Actual	Revised	Proposed	Approved	Adopted
		FY 20-21	FY 21-22	Budget	FY 23-24	FY 23-24	FY 23-24
				FY 22-23			
1000-10-1200-740000	Office Supplies and Expenses	10,607	10,556	12,500	15,700	15,700	15,700
1000-10-1200-741000	Postage	2,442	3,217	4,300	7,000	7,000	7,000
1000-10-1200-742001	Photos and Copying Dup Svcs	1,485	2,223	3,100	4,100	4,100	4,100
1000-10-1200-750000	Subscriptions Books & Periodi	739	5,046	8,500	8,500	8,500	8,500
1000-10-1200-755000	Travel	1,730	196	6,500	8,500	8,500	8,500
1000-10-1200-756000	Conventions Schools Seminars	1,632	1,159	9,250	15,500	15,500	15,500
1000-10-1200-758000	Dues and Memberships	1,760	2,078	6,000	6,500	6,500	6,500
1000-10-1200-785000	Pre-employment Testing	260	190	380	380	380	380
1000-10-1200-786500	Bank Card Fees	148	0	2,000	6,000	6,000	6,000
Total Materials and Services		292,602	206,026	345,679	349,680	349,680	349,680
1000-10-1200-820099	Furniture and Equipment Noninv	3,260	3,011	0	0	0	0
Total Capital Outlay		3,260	3,011	0	0	0	0
Total Expenditures		1,760,960	1,774,506	2,225,700	2,660,154	2,660,154	2,660,154

Douglas County, Oregon
General Fund
Building Department

PERSONNEL SERVICES					
	Actual	Actual	Revised	Budget	
	FTE	FTE	Budget	FY 23-24	
	FY 20-21	FY 21-22	FTE	FTE	Amount
Building Official	1.00	1.00	1.00	1.00	122,450
Building Inspection Supervisor	1.00	1.00	1.00	1.00	104,213
Building Inspector	4.00	4.00	4.00	4.00	311,652
Building Permit Tech	2.00	2.00	2.00	2.00	94,976
Business Administrative Coordinator		1.00	1.00	1.00	54,644
Division Business Manager				1.00	57,914
Electrical Inspector	1.00	1.00	1.00	1.00	82,742
Environmental Health Prog Supervisor	1.00				
Environmental Health Specialist 2	3.00	3.00	3.00	2.00	131,020
Environmental Health Specialist 1				1.00	50,586
Environmental Inspection Specialist	1.00	1.00			
Executive Administrative Assistant	1.00				
Onsite Wastewater Permit Tech				1.00	45,038
Plans Examiner Engineer	1.00	1.00	1.00	1.00	90,609
Regulation Specialist			1.00	1.00	60,410
Senior Sanitarian				1.00	63,835
Total Regular	16.00	15.00	15.00	18.00	1,270,089
Temporary					40,200
Overtime					23,000
PERS		42.99%, 50.42%			563,069
Social Security		7.65%			101,997
Paid Family & Med Leave Ins		0.40%			5,333
Worker's Compensation		0.50%			6,666
Unemployment		0.40%			5,333
Medical & Dental Insurance		Varied			294,787
Total Personnel Services					2,310,474

BUILDING FACILITIES



Douglas County, Oregon
 General Fund
 Building Facilities (0800)

Department Overview

	Actual FY 19-20	Actual FY 20-21	Actual FY 21-22	Revised Budget FY 22-23	Proposed FY 23-24	Approved FY 23-24	Adopted FY 23-24
<u>RESOURCES</u>							
Intergovernmental Revenues	4,206						
Charges for Services	1,914	2,100	8,044	1,900	1,900	1,900	1,900
Total	6,120	2,100	8,044	1,900	1,900	1,900	1,900
<u>REQUIREMENTS</u>							
Personnel Services	1,024,101	1,051,119	1,172,016	1,367,371	1,488,252	1,488,252	1,488,252
Materials and Services	1,020,171	914,422	958,009	1,247,249	1,028,316	1,028,316	1,028,316
Capital Outlay	267,391	58,724	305,483	403,500	819,000	819,000	819,000
Total	2,311,663	2,024,265	2,435,508	3,018,120	3,335,568	3,335,568	3,335,568
General Resource Contribution Required	2,305,543	2,022,165	2,427,464	3,016,220	3,333,668	3,333,668	3,333,668
Staffing FTE	15.40	15.40	15.40	15.40	15.40	15.40	15.40
Capital Outlay:							
Sewer Grinder Project							370,000
HVAC Control Unit Upgrade							425,000
Riding Lawn Mower							24,000
							<u>819,000</u>

Douglas County, Oregon
General Fund
Building Facilities

Department Detail

		Actual FY 20-21	Actual FY 21-22	Revised Budget FY 22-23	Proposed FY 23-24	Approved FY 23-24	Adopted FY 23-24
1000-05-0800-382003	Land/Building Rents & Leases	1,200	1,200	1,200	1,200	1,200	1,200
1000-05-0800-387006	ATM Transaction Sales Fees	293	244	300	300	300	300
1000-05-0800-387900	Miscellaneous Revenues	607	6,600	400	400	400	400
Total Revenue		2,100	8,044	1,900	1,900	1,900	1,900
1000-05-0800-400000	Regular Employees	618,550	676,498	740,767	794,947	794,947	794,947
1000-05-0800-403000	Temporary Employees	0	0	19,300	19,300	19,300	19,300
1000-05-0800-405000	Overtime	1,402	814	3,000	3,000	3,000	3,000
1000-05-0800-450000	PERS	211,059	261,051	316,442	350,408	350,408	350,408
1000-05-0800-451000	Social Security	45,747	49,976	58,375	62,519	62,519	62,519
1000-05-0800-451500	Paid Family & Med Leave Ins	0	0	1,526	3,269	3,269	3,269
1000-05-0800-452000	Worker's Compensation	6,177	4,741	5,341	6,947	6,947	6,947
1000-05-0800-453000	Unemployment	3,720	4,063	4,578	3,269	3,269	3,269
1000-05-0800-454000	Medical and Dental Insurance	164,464	174,873	218,042	244,593	244,593	244,593
Total Personnel Services		1,051,119	1,172,016	1,367,371	1,488,252	1,488,252	1,488,252
1000-05-0800-509900	Other Professional Services	59,895	60,640	72,795	77,795	77,795	77,795
1000-05-0800-606000	Tools	4,208	2,582	3,000	3,000	3,000	3,000
1000-05-0800-606500	Fuel and Oil	2,232	950	2,500	2,500	2,500	2,500
1000-05-0800-611000	Safety Supplies	842	2,642	3,000	3,000	3,000	3,000
1000-05-0800-615000	Uniforms and Uniform Allowance	833	297	700	1,500	1,500	1,500
1000-05-0800-629500	Equipment-Noninventory	4,289	0	700	700	700	700
1000-05-0800-629502	Equipment-Noninv Computer Repl	0	0	3,400	2,550	2,550	2,550
1000-05-0800-645000	Equipment/Vehicle Rent	2,970	1,885	4,500	5,000	5,000	5,000
1000-05-0800-646000	Software	559	468	7,307	8,173	8,173	8,173
1000-05-0800-650000	Interdept Vehicle Exp	5,135	6,855	10,000	10,000	10,000	10,000
1000-05-0800-651000	Equip/Vehicle Maint & Repair	1,293	682	3,000	3,000	3,000	3,000
1000-05-0800-651042	Equip/Vehicle Maint	208	919	2,500	2,500	2,500	2,500
1000-05-0800-655000	Building and Grounds Maint	48,056	47,961	51,900	31,700	31,700	31,700
1000-05-0800-655002	B&G Maint Electrical Maint	15,634	51,255	20,300	15,300	15,300	15,300
1000-05-0800-655003	B&G Maint Mechanical Maint	43,089	102,574	33,000	35,000	35,000	35,000
1000-05-0800-655004	B&G Maint Jail Maint/Repair	3,300	10,947	7,500	7,500	7,500	7,500
1000-05-0800-655005	B&G Maint Custodial Supplies	19,624	22,585	22,500	26,500	26,500	26,500
1000-05-0800-655006	B&G Maint Landscaping	12,128	16,481	9,700	8,900	8,900	8,900
1000-05-0800-655010	B&G Maint Structural M&R	88,153	72,233	333,500	81,000	81,000	81,000

Douglas County, Oregon
General Fund
Building Facilities

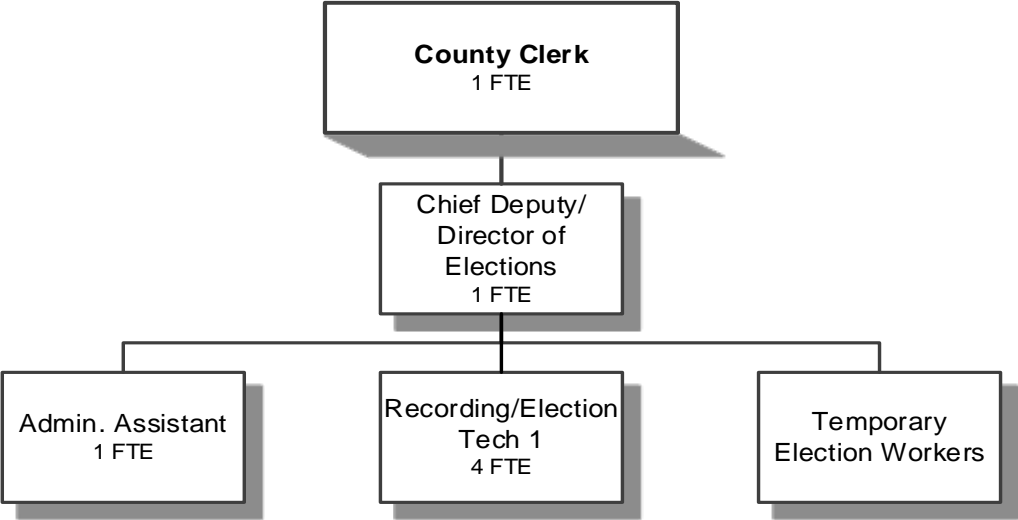
Department Detail

	Actual FY 20-21	Actual FY 21-22	Revised Budget FY 22-23	Proposed FY 23-24	Approved FY 23-24	Adopted FY 23-24
1000-05-0800-655020	73,713	88,365	116,147	126,998	126,998	126,998
1000-05-0800-668001	541	534	700	700	700	700
1000-05-0800-668015	3,204	3,962	3,400	4,000	4,000	4,000
1000-05-0800-668501	310,613	257,251	314,000	329,500	329,500	329,500
1000-05-0800-668502	106,017	105,739	102,500	111,500	111,500	111,500
1000-05-0800-668503	91,977	78,887	96,300	100,300	100,300	100,300
1000-05-0800-668504	5,998	6,722	7,300	8,800	8,800	8,800
1000-05-0800-668505	0	0	0	2,000	2,000	2,000
1000-05-0800-672001	4,200	3,600	3,600	5,900	5,900	5,900
1000-05-0800-673000	0	3,339	0	0	0	0
1000-05-0800-740000	1,358	1,892	2,000	2,000	2,000	2,000
1000-05-0800-741000	34	31	100	100	100	100
1000-05-0800-755000	0	0	2,000	2,000	2,000	2,000
1000-05-0800-756000	2,271	3,475	5,000	6,500	6,500	6,500
1000-05-0800-780000	1,568	206	400	400	400	400
1000-05-0800-785000	480	2,050	2,000	2,000	2,000	2,000
Total Materials and Services	914,422	958,009	1,247,249	1,028,316	1,028,316	1,028,316
1000-05-0800-810000	0	0	0	795,000	795,000	795,000
1000-05-0800-810099	53,861	293,583	0	0	0	0
1000-05-0800-820000	2,563	0	403,500	0	0	0
1000-05-0800-820099	2,300	11,900	0	0	0	0
1000-05-0800-830000	0	0	0	24,000	24,000	24,000
Total Capital Outlay	58,724	305,483	403,500	819,000	819,000	819,000
Total Expenditures	2,024,265	2,435,508	3,018,120	3,335,568	3,335,568	3,335,568

Douglas County, Oregon
General Fund
Building Facilities

PERSONNEL SERVICES					
	Actual	Actual	Revised	Budget	
	FTE	FTE	Budget	FY 23-24	
	FY 20-21	FY 21-22	FTE FY 22-23	FTE	Amount
Building Facilities Director	1.00	1.00	1.00	1.00	122,093
Building Maintenance Supervisor	1.00	1.00	1.00	1.00	78,104
Building Maintenance Tech 3		1.00	1.00	1.00	59,589
Building Maintenance Tech 2	5.00	4.00	4.00	4.00	193,228
Building Maintenance Tech 1		1.00	1.00	1.00	48,482
Landscape & Outdoor Maint Tech	1.00	1.00	1.00	1.00	40,289
Custodian Supervisor	1.00	1.00	1.00	1.00	43,440
Custodian	5.40	4.40	4.40	4.40	154,159
Administrative Assistant	1.00	1.00	1.00	1.00	55,563
Total Regular	15.40	15.40	15.40	15.40	794,947
Temporary					19,300
Overtime					3,000
PERS		42.99%, 50.42%			350,408
Social Security		7.65%			62,519
Paid Family & Med Leave Ins		0.40%			3,269
Worker's Compensation		0.85%			6,947
Unemployment		0.40%			3,269
Medical & Dental Insurance		Varied			244,593
Total Personnel Services					1,488,252

COUNTY CLERK



Douglas County, Oregon
 General Fund
 County Clerk (0100)

Department Overview

	Actual FY 19-20	Actual FY 20-21	Actual FY 21-22	Revised Budget FY 22-23	Proposed FY 23-24	Approved FY 23-24	Adopted FY 23-24
<u>GENERAL OPERATIONS</u>							
<u>RESOURCES</u>							
Intergovernmental Revenues	12,689	12,535	12,735	94,500	13,000	13,000	13,000
Charges, Fees and Other Revenues	884,574	1,225,708	1,013,039	1,072,995	939,555	939,555	939,555
Total	897,263	1,238,243	1,025,774	1,167,495	952,555	952,555	952,555
<u>REQUIREMENTS</u>							
Personnel Services	512,244	574,280	588,790	721,505	656,294	656,294	656,294
Materials and Services	153,915	261,920	171,716	256,891	263,343	263,343	263,343
Capital Outlay		15,173	11,095	120,000			
Total	666,159	851,373	771,601	1,098,396	919,637	919,637	919,637
General Resource (Contribution) Required	(231,104)	(386,870)	(254,173)				
<i>Budgeted Central Service Reimbursement</i>				<i>(69,099)</i>	<i>(32,918)</i>	<i>(32,918)</i>	<i>(32,918)</i>
<u>COUNTY CLERK RECORDS DEDICATED FUNDS (ORS 205.320)</u>							
<u>RESOURCES</u>							
Beginning Balance - Restricted Use	126,402	143,447	177,936	190,000	200,000	200,000	200,000
Charges and Fees	51,061	64,992	55,786	78,000	48,000	48,000	48,000
Total	177,463	208,439	233,722	268,000	248,000	248,000	248,000
<u>REQUIREMENTS</u>							
Materials and Services	34,016	30,503	38,763	32,922	32,917	32,917	32,917
Capital Outlay				9,980			
Total	34,016	30,503	38,763	42,902	32,917	32,917	32,917
Ending Balance - Restricted Use	143,447	177,936	194,959	225,098	215,083	215,083	215,083
<u>TOTAL DEPARTMENT</u>							
Revenues	948,324	1,303,235	1,081,560	1,245,495	1,000,555	1,000,555	1,000,555
Expenditures:							
Personnel Services	512,244	574,280	588,790	721,505	656,294	656,294	656,294
Materials and Services	187,931	292,423	210,479	289,813	296,260	296,260	296,260
Capital Outlay		15,173	11,095	129,980			
Total Expenditures	700,175	881,876	810,364	1,141,298	952,554	952,554	952,554
Staffing FTE	7.00	7.00	7.00	8.00	7.00	7.00	7.00

Douglas County, Oregon
 General Fund
 County Clerk

Department Detail

		Actual FY 20-21	Actual FY 21-22	Revised Budget FY 22-23	Proposed FY 23-24	Approved FY 23-24	Adopted FY 23-24
1000-05-0100-205000	Fees Services & Charges	2,136	2,046	2,000	2,000	2,000	2,000
1000-05-0100-205001	Recording Fees	848,917	727,874	782,000	627,000	627,000	627,000
1000-05-0100-205002	Lien Fees	17,904	15,946	20,000	16,000	16,000	16,000
1000-05-0100-205003	Special Election Fees	89,151	1,479	88,000	90,000	90,000	90,000
1000-05-0100-205014	Spread Lists Fees	630	858	600	1,100	1,100	1,100
1000-05-0100-228002	Photocopy Services	15,939	16,575	15,040	15,000	15,000	15,000
1000-05-0100-228004	Image Export Fees/Subscription	69,441	64,970	61,000	53,500	53,500	53,500
1000-05-0100-228005	Mental Health Duplication Svcs	12	26	40	40	40	40
1000-05-0100-262000	Vital Statistics Fees	184,930	217,870	161,000	163,000	163,000	163,000
1000-05-0100-290007	Marriage License Fees	16,625	16,025	16,500	16,000	16,000	16,000
1000-05-0100-290008	State Marriage License Fees	0	0	1,200	400	400	400
1000-05-0100-295001	Affordable Housing Admin Fees	2,648	2,750	2,500	2,500	2,500	2,500
1000-05-0100-296500	Domestic Partnership Fees	0	25	0	0	0	0
1000-05-0100-339000	State Other Assistance	12,535	12,735	94,500	13,000	13,000	13,000
1000-05-0100-383500	Grant Awards (Nongovernmental)	37,920	0	0	0	0	0
1000-05-0100-387900	Miscellaneous Revenues	4,446	2,427	1,115	1,015	1,015	1,015
1000-05-0100-387980	Misc Cash Over/Short	1	(21)	0	0	0	0
1000-05-0100-387995	Misc NSF Checks	0	(25)	0	0	0	0
Total Revenue		1,303,235	1,081,560	1,245,495	1,000,555	1,000,555	1,000,555
1000-05-0100-400000	Regular Employees	295,025	303,993	371,883	338,451	338,451	338,451
1000-05-0100-403000	Temporary Employees	30,976	16,559	28,000	20,000	20,000	20,000
1000-05-0100-405000	Overtime	914	264	0	1,200	1,200	1,200
1000-05-0100-450000	PERS	112,353	133,743	162,675	149,435	149,435	149,435
1000-05-0100-451000	Social Security	23,919	23,492	30,591	27,513	27,513	27,513
1000-05-0100-451500	Paid Family & Med Leave Ins	0	0	800	1,437	1,437	1,437
1000-05-0100-452000	Worker's Compensation	1,630	1,123	1,400	1,798	1,798	1,798
1000-05-0100-453000	Unemployment	980	963	1,200	360	360	360
1000-05-0100-454000	Medical and Dental Insurance	108,483	108,653	124,956	116,100	116,100	116,100
Total Personnel Services		574,280	588,790	721,505	656,294	656,294	656,294
1000-05-0100-509900	Other Professional Services	21,194	10,527	29,672	35,000	35,000	35,000
1000-05-0100-629500	Equipment-Noninventory	24,277	725	3,060	3,200	3,200	3,200
1000-05-0100-629502	Equipment-Noninv Computer Repl	0	1,080	3,400	7,950	7,950	7,950
1000-05-0100-646000	Software	328	113	7,184	6,612	6,612	6,612

Douglas County, Oregon
General Fund
County Clerk

Department Detail

		Actual FY 20-21	Actual FY 21-22	Revised Budget FY 22-23	Proposed FY 23-24	Approved FY 23-24	Adopted FY 23-24
1000-05-0100-646002	Software Maintenance	46,823	73,956	55,338	61,123	61,123	61,123
1000-05-0100-650000	Interdept Vehicle Expense	0	76	0	0	0	0
1000-05-0100-651002	Equip/Vehicle Service Contract	17,741	18,518	28,507	18,550	18,550	18,550
1000-05-0100-655010	B&G Maint Structural M&R	19,582	0	6,000	2,000	2,000	2,000
1000-05-0100-668001	Communication Telephone	2,699	2,354	2,625	405	405	405
1000-05-0100-672001	Fire/Liab Interdept Charges	1,900	1,700	1,600	3,000	3,000	3,000
1000-05-0100-735000	Printing	92,546	47,976	100,200	100,000	100,000	100,000
1000-05-0100-740000	Office Supplies and Expenses	15,079	7,244	7,180	8,420	8,420	8,420
1000-05-0100-741000	Postage	37,234	25,119	32,600	32,500	32,500	32,500
1000-05-0100-742001	Photos and Copying Dup Svcs	166	0	0	250	250	250
1000-05-0100-742002	Microfilming Dup Svcs	7,142	14,352	7,327	6,980	6,980	6,980
1000-05-0100-750000	Subscriptions Books & Periodi	222	222	320	320	320	320
1000-05-0100-755000	Travel	2,936	3,066	1,500	5,000	5,000	5,000
1000-05-0100-756000	Conventions Schools Seminars	750	2,060	2,500	2,500	2,500	2,500
1000-05-0100-758000	Dues and Memberships	350	350	800	1,000	1,000	1,000
1000-05-0100-780000	Legal Publication and Printing	63	778	0	450	450	450
1000-05-0100-780001	Legal Pub & Print Special Elec	1,391	263	0	1,000	1,000	1,000
Total Materials and Services		292,423	210,479	289,813	296,260	296,260	296,260
1000-05-0100-820000	Furniture and Equipment	0	0	120,000	0	0	0
1000-05-0100-820099	Furniture and Equipment Noninv	15,173	11,095	9,980	0	0	0
Total Capital Outlay		15,173	11,095	129,980	0	0	0
Total Expenditures		881,876	810,364	1,141,298	952,554	952,554	952,554

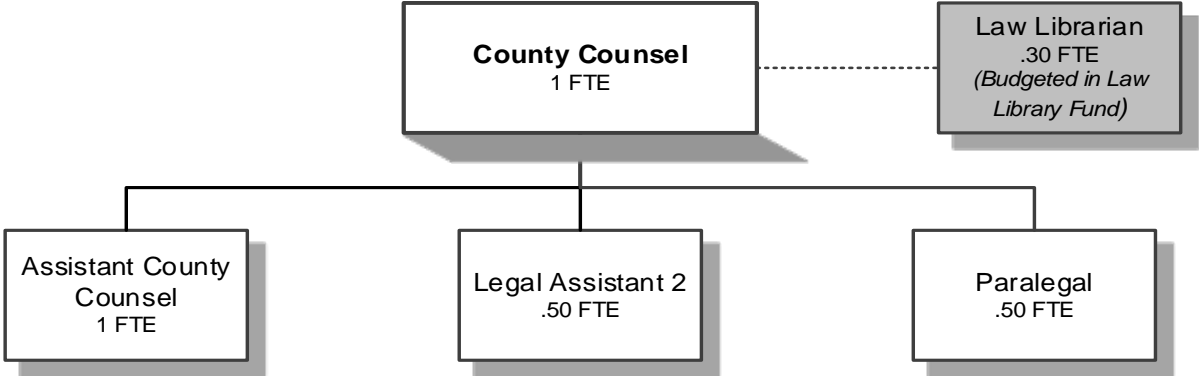
Activity By Program - General Operations

Administration	127,256	182,234	202,544	216,169	216,169	216,169
Elections	225,557	228,414	309,887	205,891	205,891	205,891
Vital Records	(115,522)	(159,079)	(81,609)	(86,352)	(86,352)	(86,352)
Recording	(624,161)	(505,742)	(499,921)	(368,626)	(368,626)	(368,626)
General Resource (Contribution) Required	(386,870)	(254,173)	(69,099)	(32,918)	(32,918)	(32,918)

Douglas County, Oregon
 General Fund
 County Clerk

PERSONNEL SERVICES					
	Actual	Actual	Revised	Budget	
	FTE	FTE	Budget	FY 23-24	
	FY 20-21	FY 21-22	FTE	FTE	Amount
County Clerk	1.00	1.00	1.00	1.00	85,966
Chief Deputy/Director of Elections	1.00	1.00	1.00	1.00	57,740
Administrative Assistant		1.00	1.00	1.00	44,833
Accounting Clerk 2	1.00	1.00	1.00		
Office Manager 2	1.00				
Records & Elections Tech 2	2.00	3.00	3.00		
Records & Elections Tech 1	1.00		1.00	4.00	149,912
Total Regular	<u>7.00</u>	<u>7.00</u>	<u>8.00</u>	<u>7.00</u>	<u>338,451</u>
Temporary					20,000
Overtime					1,200
PERS		42.99%, 50.42%			149,435
Social Security		7.65%			27,513
Paid Family & Med Leave Ins		0.40%			1,437
Worker's Compensation		0.50%			1,798
Unemployment		0.10%			360
Medical & Dental Insurance		Varied			<u>116,100</u>
Total Personnel Services					<u><u>656,294</u></u>

COUNTY COUNSEL



Douglas County, Oregon
 General Fund
 County Counsel (0550)

Department Overview

	<u>Actual FY 19-20</u>	<u>Actual FY 20-21</u>	<u>Actual FY 21-22</u>	<u>Revised Budget FY 22-23</u>	<u>Proposed FY 23-24</u>	<u>Approved FY 23-24</u>	<u>Adopted FY 23-24</u>
<u>REQUIREMENTS</u>							
Personnel Services	421,564	445,931	481,483	528,858	612,262	612,262	612,262
Materials and Services	<u>17,912</u>	<u>15,687</u>	<u>16,716</u>	<u>27,300</u>	<u>27,800</u>	<u>27,800</u>	<u>27,800</u>
Total	<u>439,476</u>	<u>461,618</u>	<u>498,199</u>	<u>556,158</u>	<u>640,062</u>	<u>640,062</u>	<u>640,062</u>
<i>General Resource Contribution Required</i>	<i>439,476</i>	<i>461,618</i>	<i>498,199</i>	<i>556,158</i>	<i>640,062</i>	<i>640,062</i>	<i>640,062</i>
Staffing FTE	3.00	3.00	3.00	3.00	3.00	3.00	3.00

Douglas County, Oregon
General Fund
County Counsel

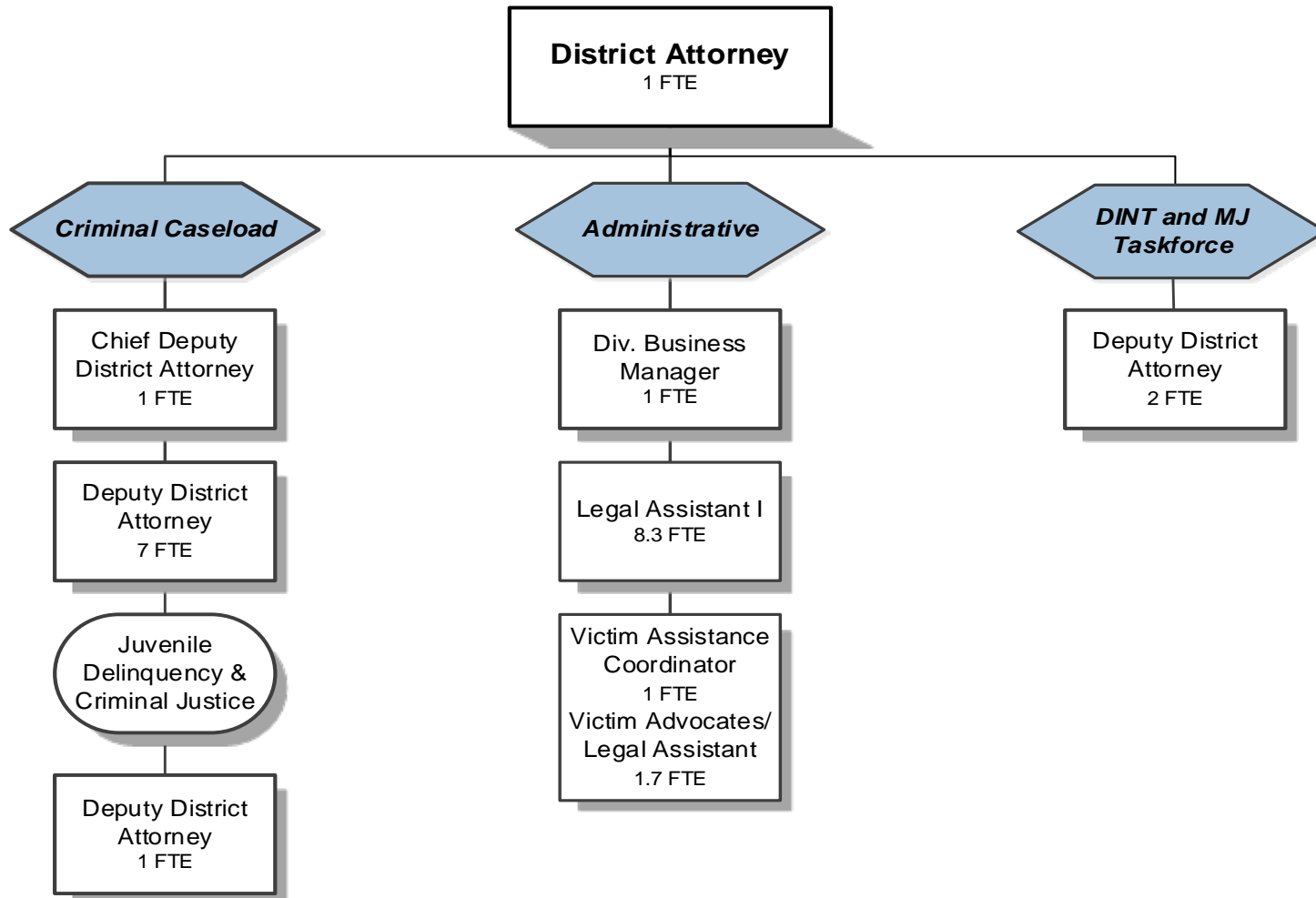
Department Detail

		Actual FY 20-21	Actual FY 21-22	Revised Budget FY 22-23	Proposed FY 23-24	Approved FY 23-24	Adopted FY 23-24
1000-05-0550-400000	Regular Employees	274,518	287,034	307,153	266,923	266,923	266,923
1000-05-0550-403000	Temporary Employees	0	0	1,000	95,337	95,337	95,337
1000-05-0550-450000	PERS	110,388	132,193	141,935	165,103	165,103	165,103
1000-05-0550-451000	Social Security	20,222	20,786	23,574	27,713	27,713	27,713
1000-05-0550-451500	Paid Family & Med Leave Ins	0	0	616	1,449	1,449	1,449
1000-05-0550-452000	Worker's Compensation	1,368	1,005	1,079	1,811	1,811	1,811
1000-05-0550-453000	Unemployment	823	861	924	362	362	362
1000-05-0550-454000	Medical and Dental Insurance	38,612	39,604	52,577	53,564	53,564	53,564
Total Personnel Services		445,931	481,483	528,858	612,262	612,262	612,262
1000-05-0550-509900	Other Professional Services	30	140	1,000	1,000	1,000	1,000
1000-05-0550-629500	Equipment-Noninventory	170	0	0	0	0	0
1000-05-0550-629502	Equipment-Noninv Computer Repl	0	0	3,400	2,400	2,400	2,400
1000-05-0550-646000	Software	825	1,370	6,000	3,800	3,800	3,800
1000-05-0550-668001	Communication Telephone	180	178	200	200	200	200
1000-05-0550-671555	Workers' Comp InterdeptCharges	352	0	0	0	0	0
1000-05-0550-672001	Fire/Liab Interdept Charges	1,700	1,400	1,400	2,400	2,400	2,400
1000-05-0550-740000	Office Supplies and Expenses	2,564	1,442	2,000	2,800	2,800	2,800
1000-05-0550-741000	Postage	113	223	200	200	200	200
1000-05-0550-742001	Photos and Copying Dup Svcs	105	105	200	200	200	200
1000-05-0550-750000	Subscriptions Books & Periodi	7,567	10,594	9,100	9,100	9,100	9,100
1000-05-0550-755000	Travel	807	(807)	1,100	1,650	1,650	1,650
1000-05-0550-756000	Conventions Schools Seminars	0	380	1,200	1,800	1,800	1,800
1000-05-0550-758000	Dues and Memberships	1,274	1,691	1,500	2,250	2,250	2,250
Total Materials and Services		15,687	16,716	27,300	27,800	27,800	27,800
Total Expenditures		461,618	498,199	556,158	640,062	640,062	640,062

Douglas County, Oregon
 General Fund
 County Counsel

PERSONNEL SERVICES					
	Actual	Actual	Revised	Budget	
	FTE	FTE	Budget	FY 23-24	
	FY 20-21	FY 21-22	FTE	FTE	Amount
			FY 22-23		
County Counsel	1.00	1.00	1.00	1.00	127,908
Assistant County Counsel	1.00	1.00	1.00	1.00	87,381
Paralegal	0.50	0.50	0.50	0.50	30,729
Legal Assistant 2	0.50	0.50	0.50	0.50	20,905
Total Regular	<u>3.00</u>	<u>3.00</u>	<u>3.00</u>	<u>3.00</u>	<u>266,923</u>
Temporary					95,337
PERS		42.99%, 50.42%			165,103
Social Security		7.65%			27,713
Paid Family & Med Leave Ins		0.40%			1,449
Worker's Compensation		0.50%			1,811
Unemployment		0.10%			362
Medical & Dental Insurance		Varied			<u>53,564</u>
Total Personnel Services					<u><u>612,262</u></u>

DISTRICT ATTORNEY



Douglas County, Oregon
General Fund
District Attorney (1300)

Department Overview

	Actual FY 19-20	Actual FY 20-21	Actual FY 21-22	Revised Budget FY 22-23	Proposed FY 23-24	Approved FY 23-24	Adopted FY 23-24
<u>GENERAL OPERATIONS</u>							
<u>RESOURCES</u>							
Intergovernmental Revenues	76,943	76,943	76,442	76,441	76,441	76,441	76,441
Charges and Fees	160,322	137,384	184,435	100,000	100,000	100,000	100,000
Transfers In: Public Safety Fund (DINT)				155,709	200,958	200,958	200,958
Government Relief Fund				155,709			
Total	237,265	214,327	260,877	487,859	377,399	377,399	377,399
<u>REQUIREMENTS</u>							
Personnel Services	1,575,449	1,681,946	1,815,763	2,428,117	2,635,913	2,635,913	2,638,508
Materials and Services	138,738	125,896	120,527	172,342	191,107	191,107	191,107
Capital Outlay			5,595				
Total	1,714,187	1,807,842	1,941,885	2,600,459	2,827,020	2,827,020	2,829,615
General Resource Contribution Required	1,476,922	1,593,515	1,681,008	2,112,600	2,449,621	2,449,621	2,452,216
<u>VICTIMS ASSISTANCE, VOCA AND OTHER GRANTS</u>							
<u>RESOURCES</u>							
Beginning Balance - Restricted Use	176,583	107,956	134,323	110,000	75,000	75,000	75,000
Intergovernmental Revenues	263,464	298,216	401,448	460,379	460,379	460,379	460,379
Total	440,047	406,172	535,771	570,379	535,379	535,379	535,379
<u>REQUIREMENTS</u>							
Personnel Services	297,857	308,688	382,553	425,900	388,076	388,076	388,076
Materials and Services	75,391	14,809	11,723	54,001	44,775	44,775	44,775
Capital Outlay			13,056				
Total	373,248	323,497	407,332	479,901	432,851	432,851	432,851
Ending Balance - Restricted Use	107,956	134,323	128,439	95,401	102,528	102,528	102,528
General Resource Contribution Required	41,157	51,648		4,923			
<u>TOTAL DEPARTMENT</u>							
Revenues	500,729	512,543	662,325	948,238	837,778	837,778	837,778
Expenditures:							
Personnel Services	1,873,306	1,990,634	2,198,316	2,854,017	3,023,989	3,023,989	3,026,584
Materials and Services	214,129	140,705	132,250	226,343	235,882	235,882	235,882
Capital Outlay			18,651				
Total Expenditures	2,087,435	2,131,339	2,349,217	3,080,360	3,259,871	3,259,871	3,262,466
General Resource Contribution Required	1,518,079	1,645,163	1,681,008	2,117,523	2,449,621	2,449,621	2,452,216
Staffing FTE	22.10	22.10	22.00	24.00	24.00	24.00	24.00

*For FY23, 1 FTE transferred from DINT and 1 FTE added as part of new Illegal Marijuana Task Force

Douglas County, Oregon
General Fund
District Attorney

Department Detail

		Actual FY 20-21	Actual FY 21-22	Revised Budget FY 22-23	Proposed FY 23-24	Approved FY 23-24	Adopted FY 23-24
1000-10-1300-228002	Photocopy Services	136,888	184,436	100,000	100,000	100,000	100,000
1000-10-1300-303000	Restitution	40	0	0	0	0	0
1000-10-1300-325201	St/Fed OR DOJ VOCA Grant	121,906	149,895	189,145	189,145	189,145	189,145
1000-10-1300-338006	State OR Criminal Justice Comm	166,405	243,950	243,949	243,949	243,949	243,949
1000-10-1300-339500	Local Assistance	25,000	25,000	25,000	25,000	25,000	25,000
1000-10-1300-355002	Cost Share Victims Assist Prog	61,848	59,044	78,726	78,726	78,726	78,726
1000-10-1300-387900	Miscellaneous Revenues	456	0	0	0	0	0
1000-10-1300-390218	Transfers In from Gov't Relief Fund	0	0	155,709	0	0	0
1000-10-1300-390220	Transfers in from Public Safety	0	0	155,709	200,958	200,958	200,958
Total Revenue		512,543	662,325	948,238	837,778	837,778	837,778
1000-10-1300-400000	Regular Employees	1,173,282	1,259,971	1,596,624	1,703,239	1,703,239	1,704,861
1000-10-1300-403000	Temporary Employees	1,085	889	0	0	0	0
1000-10-1300-405000	Overtime	51	39	0	0	0	0
1000-10-1300-450000	PERS	393,619	487,541	677,485	748,317	748,317	749,135
1000-10-1300-451000	Social Security	86,765	93,530	122,142	130,297	130,297	130,421
1000-10-1300-451500	Paid Family & Med Leave Ins	0	0	3,193	6,813	6,813	6,820
1000-10-1300-452000	Worker's Compensation	5,899	8,826	11,176	14,478	14,478	14,491
1000-10-1300-453000	Unemployment	7,086	11,348	14,370	11,924	11,924	11,935
1000-10-1300-454000	Medical and Dental Insurance	322,847	336,172	429,027	408,921	408,921	408,921
Total Personnel Services		1,990,634	2,198,316	2,854,017	3,023,989	3,023,989	3,026,584
1000-10-1300-500000	Legal Services	1,273	5,390	19,329	19,329	19,329	19,329
1000-10-1300-503000	Physician Services	0	0	2,000	2,000	2,000	2,000
1000-10-1300-509900	Other Professional Services	2,427	8,196	0	0	0	0
1000-10-1300-570001	Inv & Pro Evidence Procurement	6,207	7,088	6,000	6,000	6,000	6,000
1000-10-1300-570002	Inv & Pro Grand Jury Witness	3,268	2,867	4,700	4,700	4,700	4,700
1000-10-1300-570003	Inv & Pro Witness Fees & Miles	13,792	7,887	13,000	13,000	13,000	13,000
1000-10-1300-570010	Inv & Pro Expert Witnesses	11,432	1,500	4,000	4,000	4,000	4,000
1000-10-1300-570011	Inv & Pro Transcripts	543	0	1,000	1,000	1,000	1,000
1000-10-1300-572050	Crime Prev & Div Victim Svcs	3,970	1,003	10,000	0	0	0
1000-10-1300-629500	Equipment-Noninventory	17,971	5,522	18,270	18,270	18,270	18,270
1000-10-1300-629502	Equip-Noninv Computer Rep	0	3,937	13,089	13,089	13,089	13,089
1000-10-1300-646000	Software	4,581	1,350	11,204	23,119	23,119	23,119
1000-10-1300-646001	Software Rental	0	13,905	28,000	28,000	28,000	28,000

Douglas County, Oregon
General Fund
District Attorney

Department Detail

		Actual FY 20-21	Actual FY 21-22	Revised Budget FY 22-23	Proposed FY 23-24	Approved FY 23-24	Adopted FY 23-24
1000-10-1300-646002	Software Maintenance	9,522	0	0	0	0	0
1000-10-1300-650000	Interdept Vehicle Expense	391	1,232	2,000	2,000	2,000	2,000
1000-10-1300-651080	Equip/Vehicle Office DP Equip	1,807	1,326	3,500	3,500	3,500	3,500
1000-10-1300-668001	Communication Telephone	6,802	5,836	9,000	9,000	9,000	9,000
1000-10-1300-668010	Communication Internet	1,644	1,644	1,000	1,000	1,000	1,000
1000-10-1300-672001	Fire/Liab Interdept Charges	7,800	6,900	6,800	12,800	12,800	12,800
1000-10-1300-740000	Office Supplies and Expenses	11,818	9,667	23,000	23,000	23,000	23,000
1000-10-1300-741000	Postage	3,489	3,570	6,551	6,550	6,550	6,550
1000-10-1300-742001	Photos and Copying Dup Svcs	3,209	2,344	8,000	8,000	8,000	8,000
1000-10-1300-750000	Subscriptions Books & Periodi	8,395	13,514	9,000	9,000	9,000	9,000
1000-10-1300-755000	Travel	474	1,080	4,000	4,500	4,500	4,500
1000-10-1300-756000	Conventions Schools Seminars	611	1,666	3,500	3,775	3,775	3,775
1000-10-1300-758000	Dues and Memberships	18,199	24,081	18,250	18,250	18,250	18,250
1000-10-1300-780000	Legal Publication and Printing	765	255	1,000	1,000	1,000	1,000
1000-10-1300-785000	Pre-employment Testing	315	490	150	1,000	1,000	1,000
Total Materials and Services		140,705	132,250	226,343	235,882	235,882	235,882
1000-10-1300-880000	Work in Progress	0	18,651	0	0	0	0
Total Capital Outlay		0	18,651	0	0	0	0
Total Expenditures		2,131,339	2,349,217	3,080,360	3,259,871	3,259,871	3,262,466

Douglas County, Oregon
General Fund
District Attorney

PERSONNEL SERVICES					
	Actual	Actual	Revised	Budget	
	FTE	FTE	Budget	FY 23-24	
	FY 20-21	FY 21-22	FTE	FTE	Amount
District Attorney	1.00	1.00	1.00	1.00	44,096
Division Business Manager	1.00	1.00	1.00	1.00	78,104
Chief Deputy Distrct Attorney				1.00	137,502
Deputy District Attorney 4	2.00	2.00	2.00	1.00	112,882
Deputy District Attorney 3	3.00	3.00	3.00	4.00	420,372
Deputy District Attorney 2	2.00	2.00	4.00	3.00	275,364
Deputy District Attorney 1	2.00	2.00	2.00	2.00	164,888
Victim Assistance Coordinator	1.00	1.00	1.00	1.00	48,793
Legal Assistant 2			1.00	1.00	48,354
Legal Assistant 1	10.10	10.00	9.00	9.00	374,506
Total Regular	<u>22.10</u>	<u>22.00</u>	<u>24.00</u>	<u>24.00</u>	<u>1,704,861</u>
PERS		42.99%, 50.42%			749,135
Social Security		7.65%			130,421
Paid Family & Med Leave Ins		0.40%			6,820
Worker's Compensation		0.85%			14,491
Unemployment		0.70%			11,935
Medical & Dental Insurance		Varied			<u>408,921</u>
Total Personnel Services					<u><u>3,026,584</u></u>

Douglas County, Oregon
General Fund
DC Emergency Management (1400)

Department Overview

	Actual FY 19-20	Actual FY 20-21	Actual FY 21-22	Revised Budget FY 22-23	Proposed FY 23-24	Approved FY 23-24	Adopted FY 23-24
<u>RESOURCES</u>							
Intergovernmental Revenues		84,707	102,400	114,000	78,710	78,710	78,710
<u>REQUIREMENTS</u>							
Personnel Services		129,352	186,130	272,964	321,301	321,301	321,301
Materials and Services		41,788	19,766	116,800	87,960	87,960	87,960
Capital Outlay			34,751	60,000			
Total		171,140	240,647	449,764	409,261	409,261	409,261
General Resource Contribution Required		86,433	138,247	335,764	330,551	330,551	330,551
Staffing FTE		1.00	2.00	2.00	2.00	2.00	2.00

*Prior to FY21, Emergency Management was within the Sheriff's Enforcement budget. Beginning FY21 Douglas County Emergency Management is a separate department within General Fund.

Douglas County, Oregon
General Fund
DC Emergency Management

Department Detail

		Actual	Actual	Revised	Proposed	Approved	Adopted
		FY 20-21	FY 21-22	Budget	FY 23-24	FY 23-24	FY 23-24
				FY 22-23			
1000-10-1400-325301	St/Fed OEM Emerg Mgmt Ast	84,707	102,400	114,000	78,710	78,710	78,710
Total Revenue		84,707	102,400	114,000	78,710	78,710	78,710
1000-10-1400-400000	Regular Employees	76,213	109,474	152,475	175,288	175,288	175,288
1000-10-1400-403000	Temporary Employees	0	0	0	10,000	10,000	10,000
1000-10-1400-450000	PERS	29,152	47,952	74,835	86,002	86,002	86,002
1000-10-1400-451000	Social Security	5,413	8,020	11,664	14,175	14,175	14,175
1000-10-1400-451500	Paid Family & Med Leave Ins	0	0	305	741	741	741
1000-10-1400-452000	Worker's Compensation	2,264	383	534	926	926	926
1000-10-1400-453000	Unemployment	681	328	457	185	185	185
1000-10-1400-454000	Medical and Dental Insurance	15,629	19,973	32,694	33,984	33,984	33,984
Total Personnel Services		129,352	186,130	272,964	321,301	321,301	321,301
1000-10-1400-509900	Other Professional Service	27,051	7,618	35,000	35,000	35,000	35,000
1000-10-1400-550000	Intergovernmental Assist	0	0	20,000	0	0	0
1000-10-1400-620000	Food and Meals	198	0	2,500	2,500	2,500	2,500
1000-10-1400-629500	Equipment-Noninventory	3,437	1,501	8,000	5,000	5,000	5,000
1000-10-1400-629502	Equip-Noninv Computer Repl	0	0	5,800	2,500	2,500	2,500
1000-10-1400-629900	Other Materials Supplies	4,580	2,645	4,500	4,500	4,500	4,500
1000-10-1400-629954	Other M&S Volunteer Expens	0	0	300	300	300	300
1000-10-1400-646000	Software	0	748	1,000	1,200	1,200	1,200
1000-10-1400-646002	Software Maintenance	252	0	1,300	1,500	1,500	1,500
1000-10-1400-650000	Interdept Vehicle Expense	1,004	3,487	25,000	12,000	12,000	12,000
1000-10-1400-651000	Equip/Vehicle Maint Repair	0	0	0	500	500	500
1000-10-1400-655000	Building and Grounds Maint	0	650	0	0	0	0
1000-10-1400-668001	Communication Telephone	2,818	1,920	2,500	2,500	2,500	2,500
1000-10-1400-668501	Utilities Electric	0	1	0	3,600	3,600	3,600
1000-10-1400-668503	Utilities Water and Sewer	0	310	0	4,560	4,560	4,560
1000-10-1400-668505	Utilities Sewer	0	120	0	1,000	1,000	1,000
1000-10-1400-672001	Fire/Liab Interdept Charge	1,451	400	600	1,200	1,200	1,200
1000-10-1400-740000	Office Supplies & Expenses	264	71	1,000	1,000	1,000	1,000
1000-10-1400-742001	Photos & Copying Dup Svcs	0	0	200	0	0	0
1000-10-1400-755000	Travel	178	0	3,500	3,500	3,500	3,500
1000-10-1400-756000	Convention School Seminar	0	0	5,000	5,000	5,000	5,000
1000-10-1400-758000	Dues and Memberships	555	295	600	600	600	600
Total Materials and Services		41,788	19,766	116,800	87,960	87,960	87,960

Douglas County, Oregon
 General Fund
 DC Emergency Management

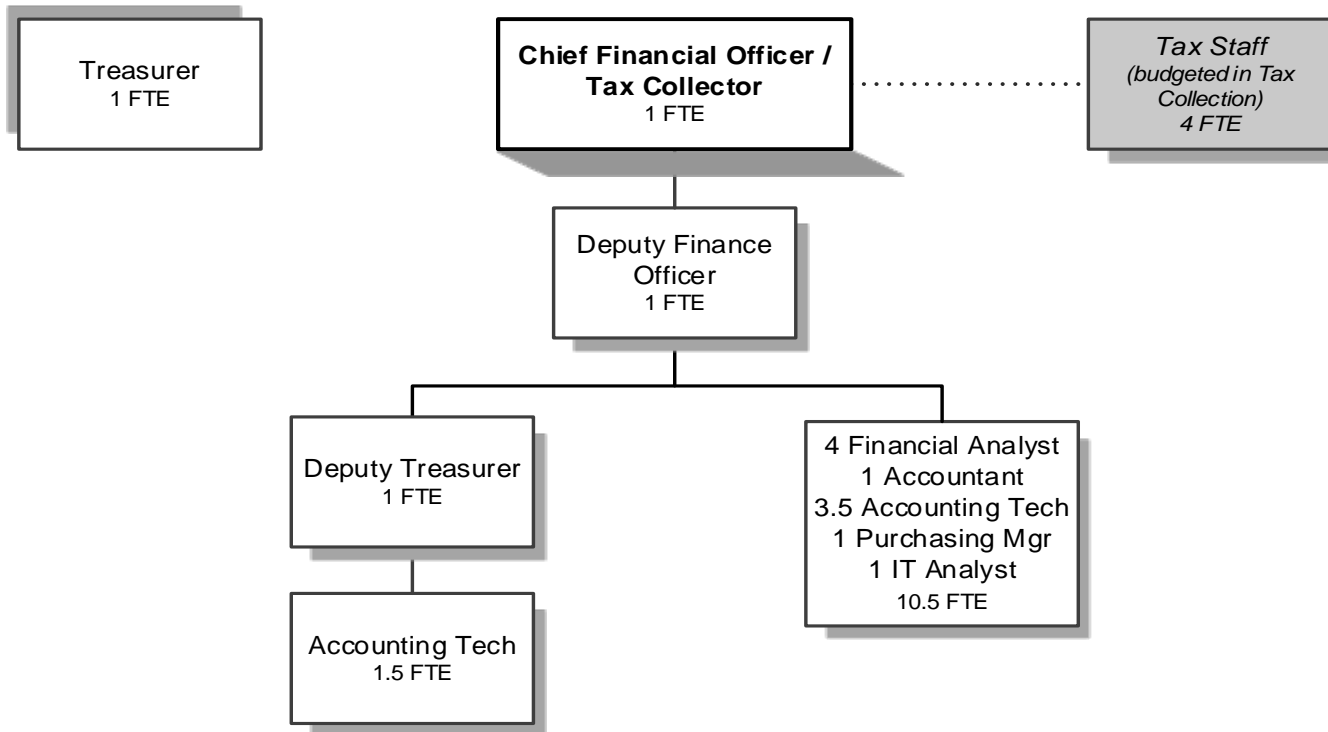
Department Detail

		Actual	Actual	Revised	Proposed	Approved	Adopted
		FY 20-21	FY 21-22	Budget	FY 23-24	FY 23-24	FY 23-24
				FY 22-23			
1000-10-1400-820099	Furniture and Equipment Noninv	0	4,901	0	0	0	0
1000-10-1400-830000	Vehicles and Heavy Equip	0	29,850	60,000	0	0	0
Total Capital Outlay		0	34,751	60,000	0	0	0
Total Expenditures		171,140	240,647	449,764	409,261	409,261	409,261

Douglas County, Oregon
 General Fund
 DC Emergency Management

PERSONNEL SERVICES									
		Actual	Actual	Revised	Budget				
					FTE	FTE	FTE	FY 23-24	
					<u>FY 20-21</u>	<u>FY 21-22</u>	<u>FY 22-23</u>	<u>FTE</u>	<u>Amount</u>
County Emergency Manager					1.00	75,421			
Emergency Services Manager		<u>1.00</u>	<u>2.00</u>	<u>2.00</u>	<u>1.00</u>	<u>99,867</u>			
Total Regular		<u>1.00</u>	<u>2.00</u>	<u>2.00</u>	<u>2.00</u>	<u>175,288</u>			
Overtime						10,000			
PERS	42.99%, 50.42%					86,002			
Social Security	7.65%					14,175			
Paid Family & Med Leave Ins	0.40%					741			
Worker's Compensation	0.50%					926			
Unemployment	0.10%					185			
Medical & Dental Insurance	Varied					<u>33,984</u>			
Total Personnel Services						<u><u>321,301</u></u>			

FINANCIAL SERVICES



Douglas County, Oregon
General Fund
Financial Services (0600)

Department Overview

	Actual FY 19-20	Actual FY 20-21	Actual FY 21-22	Revised Budget FY 22-23	Proposed FY 23-24	Approved FY 23-24	Adopted FY 23-24
<u>REQUIREMENTS</u>							
Personnel Services	1,348,437	1,496,030	1,719,619	1,868,012	2,153,627	2,153,627	2,154,416
Materials and Services	128,956	139,273	114,054	165,800	168,650	168,650	168,650
Capital Outlay	3,463	11,270					
Total	1,480,856	1,646,573	1,833,673	2,033,812	2,322,277	2,322,277	2,323,066
General Resource Contribution Required	1,480,856	1,646,573	1,833,673	2,033,812	2,322,277	2,322,277	2,323,066
Staffing FTE	14.80	14.40	16.90	16.00	16.00	16.00	16.00
<u>MANAGEMENT AND FINANCE</u>							
Personnel Services	1,106,614	1,228,530	1,419,715	1,537,254	1,804,043	1,804,043	1,804,043
Materials and Services	115,532	128,525	101,894	140,125	138,375	138,375	138,375
Capital Outlay	1,344	11,270					
General Resource Contribution Required	1,223,490	1,368,325	1,521,609	1,677,379	1,942,418	1,942,418	1,942,418
FTE	11.40	10.90	13.40	12.50	12.50	12.50	12.50
<u>MANAGEMENT AND FINANCE TREASURY</u>							
Personnel Services	188,908	221,160	244,118	273,793	289,956	289,956	289,956
Materials and Services	11,949	8,418	10,241	20,500	17,950	17,950	17,950
Capital Outlay	2,119						
General Resource Contribution Required	202,976	229,578	254,359	294,293	307,906	307,906	307,906
FTE	2.40	2.50	2.50	2.50	2.50	2.50	2.50
<u>TREASURER</u>							
Personnel Services	52,915	46,340	55,787	56,965	59,628	59,628	60,417
Materials and Services	1,475	2,330	1,918	5,175	12,325	12,325	12,325
General Resource Contribution Required	54,390	48,670	57,705	62,140	71,953	71,953	72,742
FTE	1.00	1.00	1.00	1.00	1.00	1.00	1.00
Total General Resource Contribution Required	1,480,856	1,646,573	1,833,673	2,033,812	2,322,277	2,322,277	2,323,066

Douglas County, Oregon
General Fund
Financial Services

Department Summary

		Actual	Actual	Revised	Proposed	Approved	Adopted
		FY 20-21	FY 21-22	Budget	FY 23-24	FY 23-24	FY 23-24
				FY 22-23			
1000-05-0600-400000	Regular Employees	886,386	973,572	1,061,065	1,224,231	1,224,231	1,224,751
1000-05-0600-403000	Temporary Employees	11,170	7,182	0	0	0	0
1000-05-0600-405000	Overtime	0	2,869	0	0	0	0
1000-05-0600-450000	PERS	299,626	418,150	451,750	532,100	532,100	532,324
1000-05-0600-451000	Social Security	66,154	72,635	81,171	93,654	93,654	93,694
1000-05-0600-451500	Paid Family & Med Leave Ins	0	682	2,242	4,897	4,897	4,899
1000-05-0600-452000	Worker's Compensation	4,472	3,442	3,714	6,122	6,122	6,124
1000-05-0600-453000	Unemployment	2,692	2,959	3,514	1,224	1,224	1,225
1000-05-0600-454000	Medical and Dental Insurance	225,530	238,128	264,556	291,399	291,399	291,399
Total Personnel Services		1,496,030	1,719,619	1,868,012	2,153,627	2,153,627	2,154,416
1000-05-0600-501000	Auditing and Accounting Svcs	74,972	74,542	80,000	80,000	80,000	80,000
1000-05-0600-509900	Other Professional Services	23,506	2,113	4,500	4,500	4,500	4,500
1000-05-0600-629500	Equipment-Noninventory	7,354	6,393	5,000	5,500	5,500	5,500
1000-05-0600-629502	Equip-Noninv Computer Repl	0	0	9,500	6,850	6,850	6,850
1000-05-0600-646000	Software	1,191	1,522	12,000	20,500	20,500	20,500
1000-05-0600-646002	Software Maintenance	475	395	0	0	0	0
1000-05-0600-650000	Interdept Vehicle Expense	0	37	250	250	250	250
1000-05-0600-668001	Communication Telephone	559	929	1,150	1,150	1,150	1,150
1000-05-0600-672001	Fire/Liab Interdept Charges	5,300	4,400	5,500	8,500	8,500	8,500
1000-05-0600-673000	Liability Claims	2,000	0	0	0	0	0
1000-05-0600-735000	Printing	245	2,749	5,250	2,750	2,750	2,750
1000-05-0600-740000	Office Supplies and Expenses	8,626	6,863	12,750	10,250	10,250	10,250
1000-05-0600-741000	Postage	7,911	7,639	10,000	9,000	9,000	9,000
1000-05-0600-750000	Subscriptions Books & Periodi	0	322	1,500	1,500	1,500	1,500
1000-05-0600-755000	Travel	21	0	5,600	5,100	5,100	5,100
1000-05-0600-756000	Conventions Schools Seminars	3,739	1,691	9,000	9,000	9,000	9,000
1000-05-0600-758000	Dues and Memberships	1,490	2,230	1,800	1,800	1,800	1,800
1000-05-0600-780000	Legal Publication and Printing	1,794	2,219	2,000	2,000	2,000	2,000
1000-05-0600-785000	Pre-employment Testing	90	0	0	0	0	0
1000-05-0600-790000	Miscellaneous	0	10	0	0	0	0
Total Materials and Services		139,273	114,054	165,800	168,650	168,650	168,650

Douglas County, Oregon
 General Fund
 Financial Services

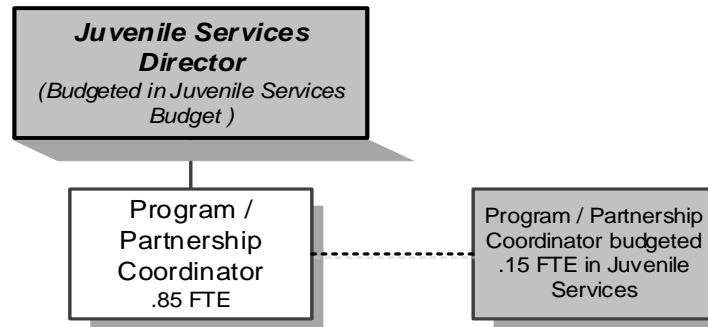
Department Summary

		Actual	Actual	Revised	Proposed	Approved	Adopted
		FY 20-21	FY 21-22	Budget	FY 23-24	FY 23-24	FY 23-24
				FY 22-23			
1000-05-0600-820000	Furniture and Equipment	7,608	0	0	0	0	0
1000-05-0600-820099	Furniture and Equipment Noninv	3,662	0	0	0	0	0
Total Capital Outlay		11,270	0	0	0	0	0
Total Expenditures		1,646,573	1,833,673	2,033,812	2,322,277	2,322,277	2,323,066
<i>Expenditures by Department:</i>							
Management and Finance		1,368,325	1,521,609	1,677,379	1,942,418	1,942,418	1,942,418
Management and Finance - Treasury		229,578	254,359	294,293	307,906	307,906	307,906
Treasurer		48,670	57,705	62,140	71,953	71,953	72,742
Total Expenditures		1,646,573	1,833,673	2,033,812	2,322,277	2,322,277	2,323,066

Douglas County, Oregon
General Fund
Financial Services

PERSONNEL SERVICES					
	Actual	Actual	Revised	Budget	
	FTE	FTE	Budget	FY 23-24	
	FY 20-21	FY 21-22	FY 22-23	FTE	Amount
Treasurer	1.00	1.00	1.00	1.00	28,662
Chief Financial Officer	1.00	1.00	1.00	1.00	141,440
IS Tech Support Analyst 2				1.00	71,154
IS Tech Support Analyst 3	0.90	0.90	1.00		
Deputy Finance Officer		2.00	1.00	1.00	135,640
Finance Services Manager	1.00	1.00	1.00		
Purchasing Manager	1.00	1.00	1.00	1.00	70,990
Financial Analyst	2.00	2.00	4.00	4.00	321,787
Deputy Treasurer	1.00	1.00	1.00	1.00	78,104
Accountant	1.00	1.00	1.00	1.00	98,571
Accounting Technician 2	2.00	2.00	3.00	4.00	228,121
Accounting Technician 1		4.00	1.00	1.00	50,282
Accounting Clerk 2	3.50				
Total Regular	14.40	16.90	16.00	16.00	1,224,751
Temporary					
PERS		42.99%, 50.42%			532,324
Social Security		7.65%			93,694
Paid Family & Med Leave Ins		0.40%			4,899
Worker's Compensation		0.50%			6,124
Unemployment		0.10%			1,225
Medical & Dental Insurance		Varied			291,399
Total Personnel Services					2,154,416

GRANT ADMINISTRATION



Douglas County, Oregon
 General Fund
 Grant Administration (0080)

Department Overview

	Actual FY 19-20	Actual FY 20-21	Actual FY 21-22	Revised Budget FY 22-23	Proposed FY 23-24	Approved FY 23-24	Adopted FY 23-24
<u>RESOURCES</u>							
Intergovernmental Revenues			59,522	28,389	44,081	44,081	44,081
<u>REQUIREMENTS</u>							
Personnel Services			93,253	90,621	112,301	112,301	112,301
Materials and Services			1,415	3,950	4,900	4,900	4,900
Total			94,668	94,571	117,201	117,201	117,201
General Resource Contribution Required			35,146	66,182	73,120	73,120	73,120
Staffing FTE			0.75	0.60	0.85	0.85	0.85

*Prior to FY22, Grant Administration was within the Human Resources budget.

Douglas County, Oregon
General Fund
Grant Administration

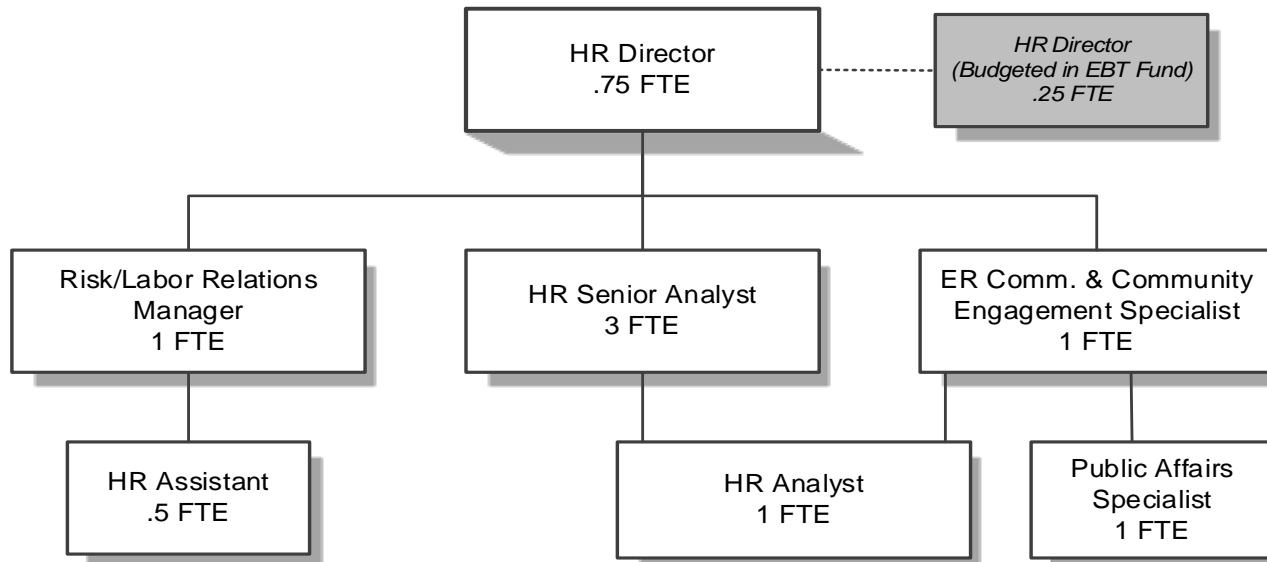
Department Detail

		Actual	Actual	Revised	Proposed	Approved	Adopted
		FY 20-21	FY 21-22	Budget	FY 23-24	FY 23-24	FY 23-24
				FY 22-23			
1000-05-0080-338006	St OR Criminal Justice Com	0	43,737	28,389	44,081	44,081	44,081
1000-05-0080-339507	Local Asst Roseburg	0	15,785	0	0	0	0
Total Revenue		0	59,522	28,389	44,081	44,081	44,081
1000-05-0080-400000	Regular Employees	0	49,347	47,736	63,317	63,317	63,317
1000-05-0080-403000	Temporary Employees	0	0	1,000	1,000	1,000	1,000
1000-05-0080-450000	PERS	0	20,568	19,896	27,220	27,220	27,220
1000-05-0080-451000	Social Security	0	3,564	3,728	4,920	4,920	4,920
1000-05-0080-451500	Pd Family & Med Leave Ins	0	0	97	257	257	257
1000-05-0080-452000	Worker's Compensation	0	173	171	322	322	322
1000-05-0080-453000	Unemployment	0	148	146	64	64	64
1000-05-0080-454000	Medical and Dental Insurance	0	19,453	17,847	15,201	15,201	15,201
Total Personnel Services		0	93,253	90,621	112,301	112,301	112,301
1000-05-0080-629500	Equipment-Noninventory	0	1,330	1,000	1,000	1,000	1,000
1000-05-0080-646000	Software	0	0	500	500	500	500
1000-05-0080-650000	Interdept Vehicle Expense	0	0	200	200	200	200
1000-05-0080-668001	Communication Telephone	0	0	250	250	250	250
1000-05-0080-672001	Fire/Liab Interdept Charge	0	0	0	400	400	400
1000-05-0080-740000	Office Supplies & Expenses	0	0	300	300	300	300
1000-05-0080-741000	Postage	0	0	25	25	25	25
1000-05-0080-742001	Photos & Copying Dup Svcs	0	0	50	50	50	50
1000-05-0080-750000	Subscription/Books/Periodi	0	85	225	225	225	225
1000-05-0080-755000	Travel	0	0	450	450	450	450
1000-05-0080-756000	Convention School Seminar	0	0	950	1,500	1,500	1,500
Total Materials and Services		0	1,415	3,950	4,900	4,900	4,900
Total Expenditures		0	94,668	94,571	117,201	117,201	117,201

Douglas County, Oregon
 General Fund
 Grant Administration

PERSONNEL SERVICES						
		Actual	Actual	Revised	Budget	
		FTE	FTE	Budget	FTE	
		FY 20-21	FY 21-22	FY 22-23	FY 23-24	
Program/Partnership Coordinator			0.75	0.60	0.85	63,317
Temporary						1,000
PERS	42.99%, 50.42%					27,220
Social Security	7.65%					4,920
Paid Family & Med Leave Ins	0.40%					257
Worker's Compensation	0.50%					322
Unemployment	0.10%					64
Medical & Dental Insurance	Varied					15,201
Total Personnel Services						112,301

HUMAN RESOURCES



Douglas County, Oregon
 General Fund
 Human Resources (0700)

Department Overview

	Actual FY 19-20	Actual FY 20-21	Actual FY 21-22	Revised Budget FY 22-23	Proposed FY 23-24	Approved FY 23-24	Adopted FY 23-24
<u>RESOURCES</u>							
Intergovernmental Revenues	69,461	91,649					
<u>REQUIREMENTS</u>							
Personnel Services	832,100	882,710	905,235	1,037,320	1,177,452	1,177,452	1,186,091
Materials and Services	22,732	25,209	21,327	39,950	45,960	45,960	45,960
Total	854,832	907,919	926,562	1,077,270	1,223,412	1,223,412	1,232,051
General Resource Contribution Required	785,371	816,270	926,562	1,077,270	1,223,412	1,223,412	1,232,051
Staffing FTE	6.75	7.00	7.25	8.25	8.25	8.25	8.25

Douglas County, Oregon
General Fund
Human Resources

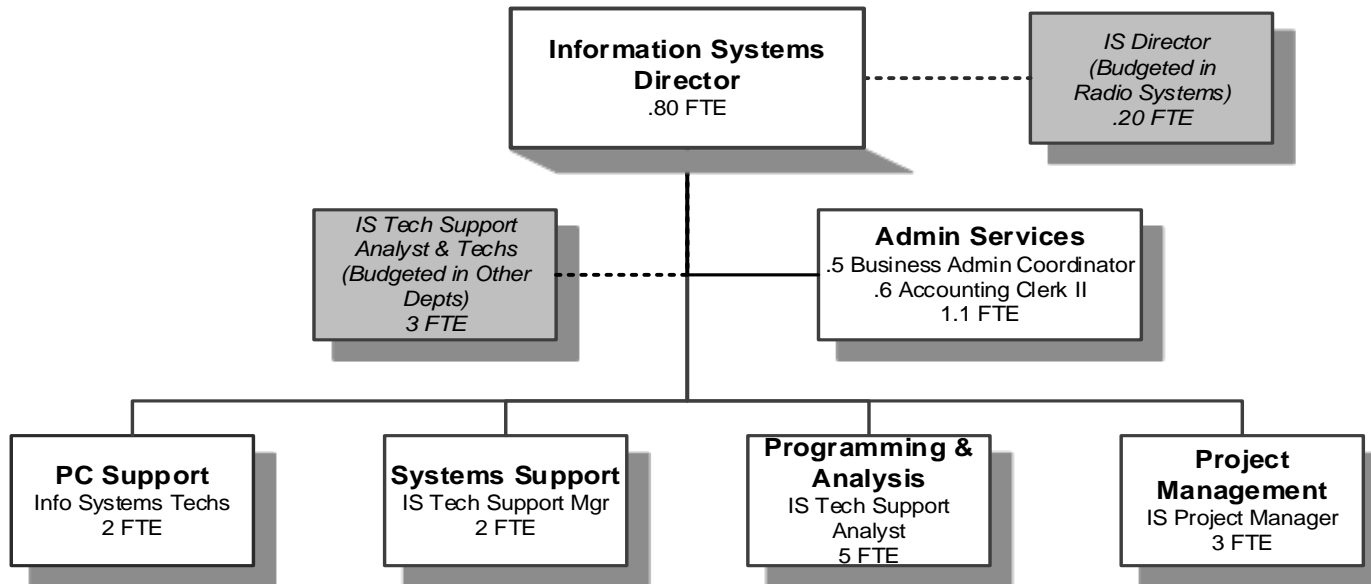
Department Detail

		Actual	Actual	Revised	Proposed	Approved	Adopted
		FY 20-21	FY 21-22	Budget FY 22-23	FY 23-24	FY 23-24	FY 23-24
1000-05-0700-326000	St/Fed OR Criminal Justice Com	25,233	0	0	0	0	0
1000-05-0700-338006	State OR Criminal Justice Comm	45,773	0	0	0	0	0
1000-05-0700-339507	Local Asst City of Roseburg	20,643	0	0	0	0	0
Total Revenue		91,649	0	0	0	0	0
1000-05-0700-400000	Regular Employees	534,838	544,523	599,942	684,455	684,455	690,151
1000-05-0700-403000	Temporary Employees	14	36	2,500	0	0	0
1000-05-0700-450000	PERS	188,639	211,449	259,314	302,611	302,611	305,060
1000-05-0700-451000	Social Security	39,887	40,600	46,087	52,361	52,361	52,797
1000-05-0700-451500	Paid Family & Med Leave Ins	0	0	1,205	2,738	2,738	2,761
1000-05-0700-452000	Worker's Compensation	2,677	1,905	2,108	3,422	3,422	3,451
1000-05-0700-453000	Unemployment	1,620	1,634	1,807	684	684	690
1000-05-0700-454000	Medical and Dental Insurance	115,035	105,088	124,357	131,181	131,181	131,181
Total Personnel Services		882,710	905,235	1,037,320	1,177,452	1,177,452	1,186,091
1000-05-0700-500000	Legal Services	7,704	179	2,000	2,000	2,000	2,000
1000-05-0700-509900	Other Professional Services	921	99	2,000	1,000	1,000	1,000
1000-05-0700-629500	Equipment-Noninventory	1,166	3,948	3,451	500	500	500
1000-05-0700-629502	Equip-Noninv Computer Rep	0	0	1,849	9,210	9,210	9,210
1000-05-0700-629900	Other Materials and Supplies	382	0	250	250	250	250
1000-05-0700-646000	Software	1,993	4,536	7,000	8,600	8,600	8,600
1000-05-0700-646002	Software Maintenance	435	395	0	0	0	0
1000-05-0700-650000	Interdept Vehicle Expense	9	0	800	500	500	500
1000-05-0700-668001	Communication Telephone	1,497	1,314	1,500	1,500	1,500	1,500
1000-05-0700-672001	Fire/Liab Interdept Charges	2,900	2,800	2,800	4,800	4,800	4,800
1000-05-0700-730100	Public Relations Expenses	0	0	9,000	7,800	7,800	7,800
1000-05-0700-740000	Office Supplies and Expenses	4,906	3,807	3,000	3,500	3,500	3,500
1000-05-0700-741000	Postage	468	525	500	500	500	500
1000-05-0700-742001	Photos and Copying Dup Svcs	1,029	903	800	800	800	800
1000-05-0700-750000	Subscriptions Books & Periodi	278	345	300	300	300	300
1000-05-0700-755000	Travel	52	209	1,000	1,500	1,500	1,500
1000-05-0700-756000	Conventions Schools Seminars	467	1,269	2,500	2,000	2,000	2,000
1000-05-0700-758000	Dues and Memberships	1,002	998	1,200	1,200	1,200	1,200
Total Materials and Services		25,209	21,327	39,950	45,960	45,960	45,960
Total Expenditures		907,919	926,562	1,077,270	1,223,412	1,223,412	1,232,051

Douglas County, Oregon
General Fund
Human Resources

PERSONNEL SERVICES					
	Actual	Actual	Revised	Budget	
	FTE	FTE	Budget	FY 23-24	
	FY 20-21	FY 21-22	FTE FY 22-23	FTE	Amount
Human Resources Director	0.75	0.75	0.75	0.75	112,585
Program/Partnership Coordinator	0.75				
ER Comm. & Commnty Engmnt Spec	1.00	1.00	1.00	1.00	87,672
Public Affairs Specialist		1.00	1.00	1.00	60,429
Risk/Labor Relations Manager	1.00	1.00	1.00	1.00	113,357
Human Resources Senior Analyst	2.00	2.00	2.00	3.00	235,352
Human Resources Analyst	1.50	1.50	2.50	1.00	57,273
Human Resources Assistant				0.50	23,483
Total Regular	7.00	7.25	8.25	8.25	690,151
PERS		42.99%, 50.42%			305,060
Social Security		7.65%			52,797
Paid Family & Med Leave Ins		0.40%			2,761
Worker's Compensation		0.50%			3,451
Unemployment		0.10%			690
Medical & Dental Insurance		Varied			131,181
Total Personnel Services					1,186,091

INFORMATION TECHNOLOGY



Douglas County, Oregon
 General Fund
 Information Technology (0750)

Department Overview

	Actual FY 19-20	Actual FY 20-21	Actual FY 21-22	Revised Budget FY 22-23	Proposed FY 23-24	Approved FY 23-24	Adopted FY 23-24
<u>RESOURCES</u>							
Charges for Services	356,031	338,411	337,942	332,762	307,980	307,980	307,980
<u>REQUIREMENTS</u>							
Personnel Services	1,228,111	1,448,730	1,667,410	1,913,070	1,895,256	1,895,256	1,895,256
Materials and Services	100,730	507,392	468,699	320,400	432,369	432,369	432,369
Capital Outlay	28,185	16,287	1,650				
Total	1,357,026	1,972,409	2,137,759	2,233,470	2,327,625	2,327,625	2,327,625
General Resource Contribution Required	1,000,995	1,633,998	1,799,817	1,900,708	2,019,645	2,019,645	2,019,645
Staffing FTE	12.30	12.80	12.80	12.80	13.90	13.90	13.90

Douglas County, Oregon
General Fund
Information Technology

Department Detail

		Actual FY 20-21	Actual FY 21-22	Revised Budget FY 22-23	Proposed FY 23-24	Approved FY 23-24	Adopted FY 23-24
1000-05-0750-203000	Franchise Fees	278,051	284,750	270,000	270,000	270,000	270,000
1000-05-0750-225000	Computer Services	25,200	26,400	26,400	26,400	26,400	26,400
1000-05-0750-382003	Land/Building Rents & Leases	24,782	24,384	24,782	0	0	0
1000-05-0750-387900	Miscellaneous Revenues	10,378	2,408	11,580	11,580	11,580	11,580
Total Revenue		338,411	337,942	332,762	307,980	307,980	307,980
1000-05-0750-400000	Regular Employees	867,715	991,139	1,079,011	1,089,032	1,089,032	1,089,032
1000-05-0750-403000	Temporary Employees	42,842	24,400	0	0	0	0
1000-05-0750-405000	Overtime	365	2,685	53,192	25,000	25,000	25,000
1000-05-0750-450000	PERS	270,961	376,133	484,967	480,779	480,779	480,779
1000-05-0750-451000	Social Security	67,513	75,821	86,614	85,223	85,223	85,223
1000-05-0750-451500	Paid Family & Med Leave Ins	0	(682)	2,264	4,456	4,456	4,456
1000-05-0750-452000	Worker's Compensation	4,537	3,564	3,963	5,571	5,571	5,571
1000-05-0750-453000	Unemployment	5,465	6,109	6,793	4,456	4,456	4,456
1000-05-0750-454000	Medical and Dental Insurance	189,332	188,241	196,266	200,739	200,739	200,739
Total Personnel Services		1,448,730	1,667,410	1,913,070	1,895,256	1,895,256	1,895,256
1000-05-0750-509900	Other Professional Services	106,332	4,994	1,000	0	0	0
1000-05-0750-629500	Equipment-Noninventory	8,080	9,957	9,000	22,000	22,000	22,000
1000-05-0750-629502	Equip-NoninvComputer Rep	2,918	1,124	19,500	29,300	29,300	29,300
1000-05-0750-646000	Software	275,728	237,714	9,350	40,423	40,423	40,423
1000-05-0750-646002	Software Maintenance	82,178	154,412	178,000	154,065	154,065	154,065
1000-05-0750-650000	Interdept Vehicle Expense	5,216	5,384	6,000	6,000	6,000	6,000
1000-05-0750-651080	Equip/Vehicle Office DP Equip	615	10,770	48,250	111,436	111,436	111,436
1000-05-0750-668001	Communication Telephone	2,705	2,438	2,500	2,295	2,295	2,295
1000-05-0750-668010	Communication Internet	13,259	23,606	26,500	26,455	26,455	26,455
1000-05-0750-671555	Workers' Comp InterdeptCharges	282	0	0	0	0	0
1000-05-0750-672001	Fire/Liab Interdept Charges	5,200	4,700	5,200	8,600	8,600	8,600
1000-05-0750-740000	Office Supplies and Expenses	2,040	2,674	2,750	2,845	2,845	2,845
1000-05-0750-741000	Postage	1,890	63	150	450	450	450
1000-05-0750-755000	Travel	0	2,145	5,000	11,500	11,500	11,500
1000-05-0750-756000	Conventions Schools Seminars	949	8,593	6,200	16,000	16,000	16,000
1000-05-0750-785000	Pre-employment Testing	0	125	1,000	1,000	1,000	1,000
Total Materials and Services		507,392	468,699	320,400	432,369	432,369	432,369

Douglas County, Oregon
 General Fund
 Information Technology

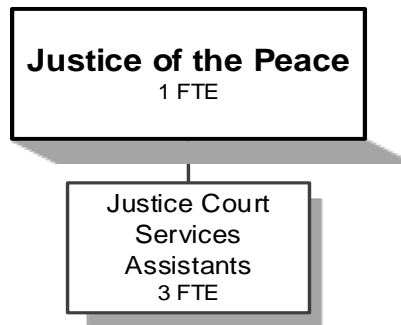
Department Detail

		Actual	Actual	Revised	Proposed	Approved	Adopted
		FY 20-21	FY 21-22	Budget	FY 23-24	FY 23-24	FY 23-24
				FY 22-23			
1000-05-0750-820000	Furniture & Equipment	9,000	0	0	0	0	0
1000-05-0750-820099	Furniture and Equipment Noninv	7,287	1,650	0	0	0	0
Total Capital Outlay		16,287	1,650	0	0	0	0
Total Expenditures		1,972,409	2,137,759	2,233,470	2,327,625	2,327,625	2,327,625

Douglas County, Oregon
 General Fund
 Information Technology

PERSONNEL SERVICES					
	Actual	Actual	Revised	Budget	
	FTE	FTE	Budget	FY 23-24	
	FY 20-21	FY 21-22	FTE	FTE	Amount
			FY 22-23		
IS Director	1.00	0.80	0.80	0.80	111,338
IS Technical Support Manager	1.00	1.00	2.00	2.00	198,221
IS Project Manager	2.30	3.00	3.00	3.00	348,376
IS Tech Support Analyst 3		1.00	1.00	2.00	183,060
IS Tech Support Analyst 2	2.00	2.00	2.00	2.00	137,127
IS Tech Support Analyst 1	2.00	2.00	1.00	1.00	78,027
Information Systems Tech	3.00	2.00	2.00	2.00	109,538
Business Administrative Coordinator		1.00	0.50	0.50	29,524
Executive Administrative Assistant	1.50				
Accounting Clerk 2			0.50	0.60	22,115
Total Regular	<u>12.80</u>	<u>12.80</u>	<u>12.80</u>	<u>13.90</u>	<u>1,217,326</u>
Overtime					25,000
Vacancy Credit					-211,961
PERS		42.99%, 50.42%			535,933
Social Security		7.65%			95,038
Paid Family & Med Leave Ins		0.40%			4,969
Worker's Compensation		0.50%			6,212
Unemployment		0.40%			4,969
Medical & Dental Insurance		Varied			<u>217,770</u>
Total Personnel Services					<u><u>1,895,256</u></u>

**SOUTH DOUGLAS JUSTICE
COURT DISTRICT**



Douglas County, Oregon
 General Fund
 South Douglas Justice Court District (0025)

Department Overview

	Actual FY 19-20	Actual FY 20-21	Actual FY 21-22	Revised Budget FY 22-23	Proposed FY 23-24	Approved FY 23-24	Adopted FY 23-24
<u>RESOURCES</u>							
Intergovernmental Revenues					3,000	3,000	3,000
Charges, Fees, and Fines	521,867	618,986	482,097	460,000	465,000	465,000	465,000
Total	<u>521,867</u>	<u>618,986</u>	<u>482,097</u>	<u>460,000</u>	<u>468,000</u>	<u>468,000</u>	<u>468,000</u>
<u>REQUIREMENTS</u>							
Personnel Services	344,468	325,323	349,105	357,518	389,933	389,933	389,933
Materials and Services	54,578	48,189	71,942	76,950	77,600	77,600	77,600
Capital Outlay		3,024					
Total	<u>399,046</u>	<u>376,536</u>	<u>421,047</u>	<u>434,468</u>	<u>467,533</u>	<u>467,533</u>	<u>467,533</u>
General Resource (Contribution) Required	(122,821)	(242,450)	(61,050)	(25,532)	(467)	(467)	(467)
Staffing FTE	4.80	4.60	4.00	4.00	4.00	4.00	4.00

Douglas County, Oregon
General Fund
South Douglas Justice Court District

Department Detail

		Actual	Actual	Revised	Proposed	Approved	Adopted
		FY 20-21	FY 21-22	Budget FY 22-23	FY 23-24	FY 23-24	FY 23-24
1000-05-0025-200000	Court Cost & Fees	106,927	76,410	60,000	55,000	55,000	55,000
1000-05-0025-300002	Justice Court Fines	511,893	405,552	400,000	410,000	410,000	410,000
1000-05-0025-345074	Shared Rev Cities Part Fines	0	0	0	3,000	3,000	3,000
1000-05-0025-387900	Miscellaneous Revenues	50	79	0	0	0	0
1000-05-0025-387980	Misc Cash Over/Short	116	56	0	0	0	0
Total Revenue		618,986	482,097	460,000	468,000	468,000	468,000
1000-05-0025-400000	Regular Employees	170,077	177,519	182,164	196,837	196,837	196,837
1000-05-0025-403000	Temporary Employee	0	0	500	500	500	500
1000-05-0025-450000	PERS	58,248	73,990	75,926	84,620	84,620	84,620
1000-05-0025-451000	Social Security	12,246	12,816	13,974	15,096	15,096	15,096
1000-05-0025-451500	Paid Family & Med Leave Ins	0	0	365	789	789	789
1000-05-0025-452000	Worker's Compensation	847	621	639	987	987	987
1000-05-0025-453000	Unemployment	510	533	548	197	197	197
1000-05-0025-454000	Medical and Dental Insurance	83,395	83,626	83,402	90,907	90,907	90,907
Total Personnel Services		325,323	349,105	357,518	389,933	389,933	389,933
1000-05-0025-500000	Legal Services	8,735	10,799	15,000	17,500	17,500	17,500
1000-05-0025-570003	Inv & Pro Witness Fees & Miles	6	39	500	500	500	500
1000-05-0025-570004	Inv & Pro Jury Fees & Mileage	529	1,185	6,000	6,000	6,000	6,000
1000-05-0025-629500	Equipment-Noninventory	3,905	3,086	1,001	1,000	1,000	1,000
1000-05-0025-629502	Equip-Noninv Computer Rep	0	0	999	3,750	3,750	3,750
1000-05-0025-646000	Software	932	1,755	7,200	5,000	5,000	5,000
1000-05-0025-646002	Software Maintenance	40	0	100	100	100	100
1000-05-0025-651080	Equip/Vehicle Office DP Equip	4,825	7,161	10,500	10,000	10,000	10,000
1000-05-0025-655010	B&G Maint Structural M&R	0	21,197	0	0	0	0
1000-05-0025-668001	Communication Telephone	3,160	3,176	3,500	3,500	3,500	3,500
1000-05-0025-668501	Utilities Electric	1,316	1,748	2,500	2,500	2,500	2,500
1000-05-0025-668502	Utilities Heat	1,006	1,076	1,500	1,500	1,500	1,500
1000-05-0025-668504	Utilities Garbage	384	450	500	500	500	500
1000-05-0025-672001	Fire/Liab Interdept Charges	1,100	900	900	1,500	1,500	1,500
1000-05-0025-673000	Liability Claims	500	0	0	0	0	0
1000-05-0025-740000	Office Supplies and Expenses	3,813	4,108	7,500	7,500	7,500	7,500
1000-05-0025-741000	Postage	4,516	3,528	6,000	5,000	5,000	5,000
1000-05-0025-756000	Conventions Schools Seminars	125	1,464	3,500	3,500	3,500	3,500
1000-05-0025-758000	Dues and Memberships	300	625	750	750	750	750

Douglas County, Oregon
 General Fund
 South Douglas Justice Court District

Department Detail

		Actual	Actual	Revised	Proposed	Approved	Adopted
		FY 20-21	FY 21-22	Budget	FY 23-24	FY 23-24	FY 23-24
				FY 22-23			
1000-05-0025-786500	Bank Card Fees	12,997	9,645	9,000	7,500	7,500	7,500
Total Materials and Services		48,189	71,942	76,950	77,600	77,600	77,600
1000-05-0025-820099	Furniture and Equipment Noninv	3,024	0	0	0	0	0
Total Capital Outlay		3,024	0	0	0	0	0
Total Expenditures		376,536	421,047	434,468	467,533	467,533	467,533

Douglas County, Oregon
 General Fund
 South Douglas Justice Court District

PERSONNEL SERVICES					
	Actual	Actual	Revised	Budget	
	FTE	FTE	Budget	FY 23-24	
	FY 20-21	FY 21-22	FY 22-23	FTE	Amount
Justice of the Peace	1.00	1.00	1.00	1.00	69,534
Justice Court Assistant 2	2.00	3.00	3.00	3.00	127,303
Justice Court Assistant 1	1.60				
Total Regular	4.60	4.00	4.00	4.00	196,837
Temporary					500
PERS		42.99%, 50.42%			84,620
Social Security		7.65%			15,096
Paid Family & Med Leave Ins		0.40%			789
Worker's Compensation		0.50%			987
Unemployment		0.10%			197
Medical & Dental Insurance		Varied			90,907
Total Personnel Services					389,933

REEDSPORT JUSTICE
COURT

Justice of the Peace
1 FTE

Justice Court
Services
Assistants
1.3 FTE

Douglas County, Oregon
 General Fund
 Justice of the Peace - Reedsport (0020)

Department Overview

	Actual FY 19-20	Actual FY 20-21	Actual FY 21-22	Revised Budget FY 22-23	Proposed FY 23-24	Approved FY 23-24	Adopted FY 23-24
<u>RESOURCES</u>							
Charges, Fees, Fines	200,468	197,309	212,411	204,575	222,575	222,575	222,575
<u>REQUIREMENTS</u>							
Personnel Services	159,377	164,589	172,427	184,267	197,466	197,466	197,466
Materials and Services	22,312	17,927	30,076	24,796	25,050	25,050	25,050
Total	181,689	182,516	202,503	209,063	222,516	222,516	222,516
General Resource (Contribution) Required	(18,779)	(14,793)	(9,908)	4,488	(59)	(59)	(59)
Staffing FTE	2.30	2.30	2.30	2.30	2.30	2.30	2.30

Douglas County, Oregon
General Fund
Justice of the Peace - Reedsport (0020)

Department Detail

		Actual FY 20-21	Actual FY 21-22	Revised Budget FY 22-23	Proposed FY 23-24	Approved FY 23-24	Adopted FY 23-24
1000-05-0020-200000	Court Cost & Fees	13,930	21,224	15,000	22,000	22,000	22,000
1000-05-0020-200003	Court Cost & Fees-Offns Srchrg	451	405	500	500	500	500
1000-05-0020-200004	Court Cost & Fees-Crt Apt Atty	2,801	3,890	5,000	5,000	5,000	5,000
1000-05-0020-300002	Justice Court Fines	180,097	186,837	184,000	195,000	195,000	195,000
1000-05-0020-387900	Miscellaneous Revenues	5	5	75	75	75	75
1000-05-0020-387980	Misc Cash Over/Short	25	50	0	0	0	0
Total Revenue		197,309	212,411	204,575	222,575	222,575	222,575
1000-05-0020-400000	Regular Employees	88,744	91,141	96,094	102,097	102,097	102,097
1000-05-0020-403000	Temporary Employees	0	921	500	500	500	500
1000-05-0020-450000	PERS	30,392	34,658	40,096	43,892	43,892	43,892
1000-05-0020-451000	Social Security	6,133	6,369	7,390	7,849	7,849	7,849
1000-05-0020-451500	Paid Family & Med Leave Ins	0	0	194	410	410	410
1000-05-0020-452000	Worker's Compensation	442	323	338	513	513	513
1000-05-0020-453000	Unemployment	266	276	289	103	103	103
1000-05-0020-454000	Medical and Dental Insurance	38,612	38,739	39,366	42,102	42,102	42,102
Total Personnel Services		164,589	172,427	184,267	197,466	197,466	197,466
1000-05-0020-500000	Legal Services	5,400	6,600	6,000	5,000	5,000	5,000
1000-05-0020-509900	Other Professional Services	0	0	300	100	100	100
1000-05-0020-570003	Inv & Pro Witness Fees & Miles	0	0	100	25	25	25
1000-05-0020-570004	Inv & Pro Jury Fees & Mileage	318	0	400	1,000	1,000	1,000
1000-05-0020-629500	Equipment-Noninventory	862	5,083	500	500	500	500
1000-05-0020-629502	Equip-Noninv Computer Rep	0	0	850	850	850	850
1000-05-0020-646000	Software	645	954	2,351	2,655	2,655	2,655
1000-05-0020-651002	Equip/Vehicle Service Contract	338	386	420	420	420	420
1000-05-0020-651080	Equip/Vehicle Office DP Equip	3,417	9,774	6,000	6,200	6,200	6,200
1000-05-0020-668001	Communication Telephone	2,495	2,266	2,400	2,400	2,400	2,400
1000-05-0020-672001	Fire/Liab Interdept Charges	550	500	500	800	800	800
1000-05-0020-740000	Office Supplies and Expenses	867	706	1,000	800	800	800
1000-05-0020-741000	Postage	1,768	1,943	2,000	2,000	2,000	2,000
1000-05-0020-750000	Subscriptions Books & Periodi	7	0	100	50	50	50
1000-05-0020-755000	Travel	0	430	500	500	500	500
1000-05-0020-756000	Conventions Schools Seminars	125	1,140	800	1,200	1,200	1,200
1000-05-0020-758000	Dues and Memberships	400	150	400	400	400	400

Douglas County, Oregon
 General Fund
 Justice of the Peace - Reedsport (0020)

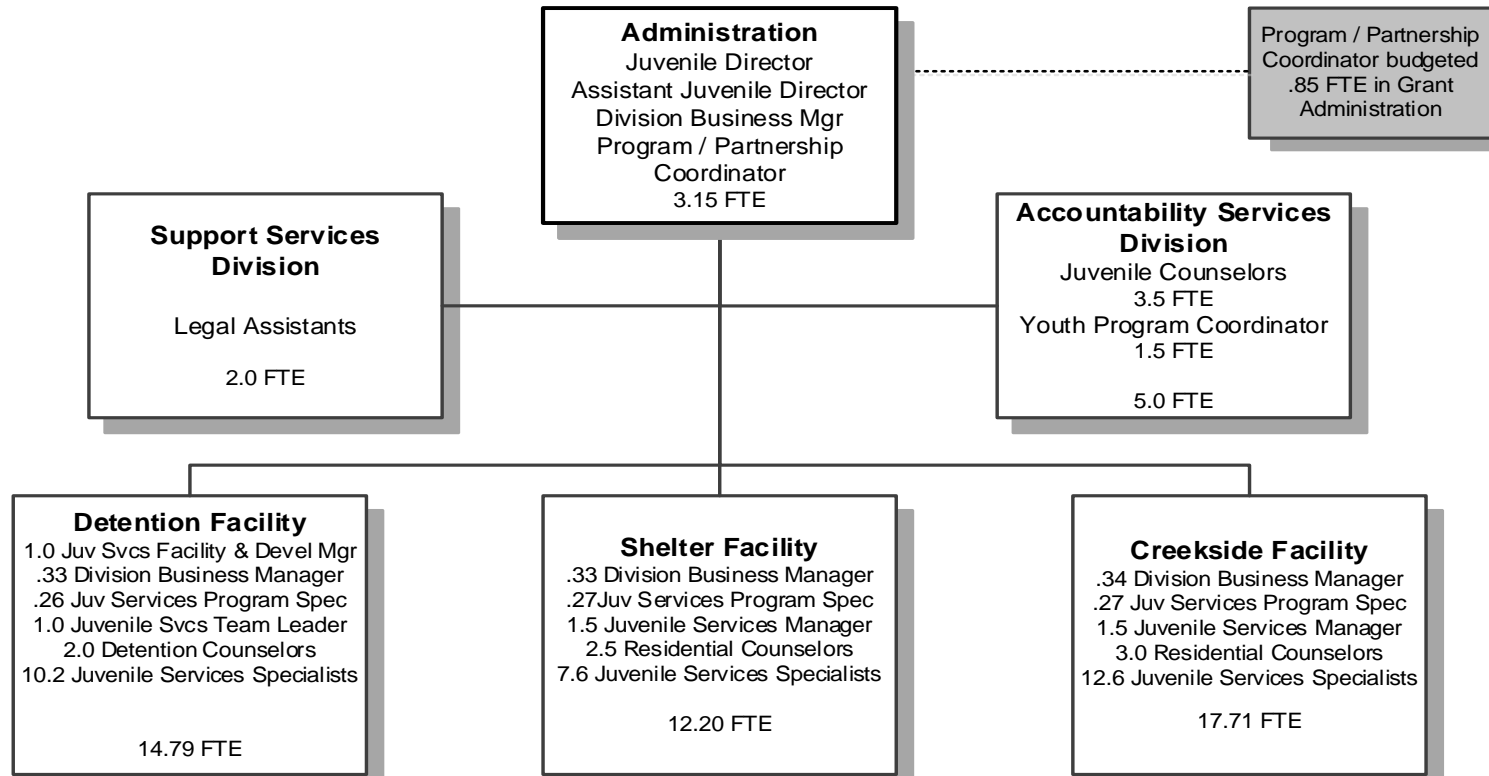
Department Detail

		Actual	Actual	Revised	Proposed	Approved	Adopted
		FY 20-21	FY 21-22	Budget	FY 23-24	FY 23-24	FY 23-24
				FY 22-23			
1000-05-0020-785000	Pre-employment Testing	0	0	25	0	0	0
1000-05-0020-786500	Bank Card Fees	120	144	150	150	150	150
1000-05-0020-790000	Miscellaneous	615	0	0	0	0	0
Total Materials and Services		17,927	30,076	24,796	25,050	25,050	25,050
Total Expenditures		182,516	202,503	209,063	222,516	222,516	222,516

Douglas County, Oregon
 General Fund
 Justice of the Peace - Reedsport (0020)

PERSONNEL SERVICES					
	Actual	Actual	Revised	Budget	
	FTE	FTE	Budget	FY 23-24	
	<u>FY 20-21</u>	<u>FY 21-22</u>	<u>FY 22-23</u>	<u>FTE</u>	<u>Amount</u>
Justice of the Peace	1.00	1.00	1.00	1.00	48,131
Justice Court Assistant 1	0.50	0.50	0.50	0.50	35,127
Justice Court Assistant 2	<u>0.80</u>	<u>0.80</u>	<u>0.80</u>	<u>0.80</u>	<u>18,839</u>
Total Regular	<u>2.30</u>	<u>2.30</u>	<u>2.30</u>	<u>2.30</u>	<u>102,097</u>
Temporary					500
PERS		42.99%, 50.42%			43,892
Social Security		7.65%			7,849
Paid Family & Med Leave Ins		0.40%			410
Worker's Compensation		0.50%			513
Unemployment		0.10%			103
Medical & Dental Insurance		Varied			<u>42,102</u>
Total Personnel Services					<u><u>197,466</u></u>

JUVENILE SERVICES



Douglas County, Oregon
General Fund
Juvenile

Department Detail

	Actual FY 19-20	Actual FY 20-21	Actual FY 21-22	Revised Budget FY 22-23	Proposed FY 23-24	Approved FY 23-24	Adopted FY 23-24
<u>GENERAL OPERATIONS</u>							
<u>RESOURCES</u>							
Designated Fund Balance - Grants	920,429		11,611				
Intergovernmental Revenues	417,829	493,093	603,156	330,638	326,786	326,786	326,786
Charges, Fees, and Other Revenue	4,479,673	4,865,974	5,728,347	4,027,914	4,006,311	4,006,311	4,006,311
Total Current Revenues	4,897,502	5,359,067	6,331,503	4,358,552	4,333,097	4,333,097	4,333,097
<u>REQUIREMENTS</u>							
Personnel Services	4,874,790	5,080,996	5,195,969	5,480,877	5,304,262	5,304,262	5,304,262
Materials and Services	1,562,172	566,749	800,014	685,046	704,538	704,538	704,538
Capital Outlay	3,000	78,861	60,259				
Total	6,439,962	5,726,606	6,056,242	6,165,923	6,008,800	6,008,800	6,008,800
Ending Fund Balance - Grants		11,611	101,416				
General Resource Contribution Required	622,031	379,150	(185,456)	1,807,371	1,675,703	1,675,703	1,675,703
<u>Title IV-E, USFS & BLM Title II</u>							
<u>RESOURCES</u>							
Beginning Balance - Restricted Use	57,554	52,674	50,823	25,000	25,000	25,000	25,000
Federal/State/Local Assistance	6,809	3,256	785				
Total	64,363	55,930	51,608	25,000	25,000	25,000	25,000
<u>REQUIREMENTS</u>							
Personnel Services	5,548	2,128	660				
Materials and Services	6,141	2,979	875	25,000	25,000	25,000	25,000
Capital Outlay							
Total	11,689	5,107	1,535	25,000	25,000	25,000	25,000
Ending Balance - Restricted Use	52,674	50,823	50,073				
General Resource Contribution Required	4,880	1,851	750				
<u>TOTAL DEPARTMENT</u>							
Revenues	4,904,311	5,362,323	6,332,288	4,358,552	4,333,097	4,333,097	4,333,097
Expenditures:							
Personnel Services	4,880,338	5,083,124	5,196,629	5,480,877	5,304,262	5,304,262	5,304,262
Materials and Services	1,568,313	569,728	800,889	710,046	729,538	729,538	729,538
Capital Outlay	3,000	78,861	60,259				
Total Expenditures	6,451,651	5,731,713	6,057,777	6,190,923	6,033,800	6,033,800	6,033,800
Staffing FTE	57.62	60.22	60.55	54.85	54.85	54.85	54.85

Douglas County, Oregon
General Fund
Juvenile

Department Detail

		Actual FY 20-21	Actual FY 21-22	Revised Budget FY 22-23	Proposed FY 23-24	Approved FY 23-24	Adopted FY 23-24
1000-05-0050-213000	Juvenile Placement Fees	121,856	125,512	130,532	130,532	130,532	130,532
1000-05-0050-213003	DHS Juvenile Placement Fees	4,519,202	5,380,910	3,691,478	3,678,587	3,678,587	3,678,587
1000-05-0050-213004	Mental Health Juv Place Fees	544	6,800	0	0	0	0
1000-05-0050-213007	DHS 1:1 Juvenile Place Fees	2,100	500	0	0	0	0
1000-05-0050-213009	Coos Juvenile Place Fees	40,618	41,836	43,510	43,510	43,510	43,510
1000-05-0050-240000	Outside Sales & Services	13,800	5,400	1,800	4,000	4,000	4,000
1000-05-0050-302000	Jail Statutory Assessment	160,317	151,877	155,862	146,112	146,112	146,112
1000-05-0050-319020	Fed-US Dept of Justice	2,353	0	0	0	0	0
1000-05-0050-322000	St/Fed Dept of Human Servc	20,622	0	0	0	0	0
1000-05-0050-322011	St/Fed DHS Title 19-BRS ResPro	43,666	0	10,000	0	0	0
1000-05-0050-323001	St/Fed OYA Diversion Funds	230,099	233,080	235,432	246,027	246,027	246,027
1000-05-0050-325304	St/Fed OR OEM FEMA	0	15,215	0	0	0	0
1000-05-0050-326000	St/Fed OR Criminal Justice Com	68,132	0	0	0	0	0
1000-05-0050-328000	State/Federal Other Assistance	2,697	785	0	0	0	0
1000-05-0050-332000	State Dept of Human Services	0	279,211	0	0	0	0
1000-05-0050-333002	State OYA Juvenile Parole	2,400	1,540	1,200	1,200	1,200	1,200
1000-05-0050-333004	State OYA Reimbursements	0	9,895	19,790	18,554	18,554	18,554
1000-05-0050-335502	State DOE JCP Prevention	60,283	64,216	64,216	61,005	61,005	61,005
1000-05-0050-335602	State OBDD Business Oregon	65,538	0	0	0	0	0
1000-05-0050-384000	Contributions and Donations	895	178	0	0	0	0
1000-05-0050-387080	Sale of Inventory	0	2,100	0	0	0	0
1000-05-0050-387900	Miscellaneous Revenues	1,200	7,097	0	0	0	0
1000-05-0050-387935	Misc Discovery Fees	6,001	6,136	4,732	3,570	3,570	3,570
Total Revenue		5,362,323	6,332,288	4,358,552	4,333,097	4,333,097	4,333,097
1000-05-0050-400000	Regular Employees	2,824,714	2,790,697	2,907,893	2,825,879	2,825,879	2,825,879
1000-05-0050-403000	Temporary Employees	148,377	117,369	69,416	87,212	87,212	87,212
1000-05-0050-405000	Overtime	125,661	99,242	88,119	69,363	69,363	69,363
1000-05-0050-450000	PERS	1,016,582	1,225,115	1,277,162	1,282,326	1,282,326	1,282,326
1000-05-0050-451000	Social Security	229,598	222,691	234,505	247,282	247,282	247,282
1000-05-0050-451500	Paid Family & Med Leave Ins	0	0	6,130	12,929	12,929	12,929
1000-05-0050-452000	Worker's Compensation	30,880	21,052	21,457	27,476	27,476	27,476
1000-05-0050-453000	Unemployment	27,889	27,066	27,588	22,628	22,628	22,628
1000-05-0050-454000	Medical and Dental Insurance	679,423	693,397	848,607	729,167	729,167	729,167
Total Personnel Services		5,083,124	5,196,629	5,480,877	5,304,262	5,304,262	5,304,262
1000-05-0050-500000	Legal Services	0	0	500	250	250	250
1000-05-0050-503000	Physician Services	434	205	708	260	260	260

Douglas County, Oregon
General Fund
Juvenile

Department Detail

		Actual FY 20-21	Actual FY 21-22	Revised Budget FY 22-23	Proposed FY 23-24	Approved FY 23-24	Adopted FY 23-24
1000-05-0050-503005	Physician Services YCC Rx	0	0	0	68	68	68
1000-05-0050-509900	Other Professional Services	33,578	23,983	30,304	35,544	35,544	35,544
1000-05-0050-509962	JCP Prevention Options Counsel	54,256	57,794	57,794	57,794	57,794	57,794
1000-05-0050-509963	CHA-Mental Health Tax	47,040	47,040	51,744	51,744	51,744	51,744
1000-05-0050-509964	Background Investigations	1,063	0	3,000	1,500	1,500	1,500
1000-05-0050-537030	Medicaid Match	14,430	0	2,500	2,500	2,500	2,500
1000-05-0050-558000	Workforce Stabilization	0	179,236	0	0	0	0
1000-05-0050-570003	Inv & Pro Witness Fees & Miles	0	0	250	100	100	100
1000-05-0050-580052	Youth Treatment/Rec Activities	22,598	28,953	20,350	22,350	22,350	22,350
1000-05-0050-580053	Youth Urinalysis Testing	482	868	1,700	1,700	1,700	1,700
1000-05-0050-580056	Youth Work Crew Restitution	2,409	467	23,000	23,000	23,000	23,000
1000-05-0050-610000	Medical Supplies	6,512	6,030	7,035	7,019	7,019	7,019
1000-05-0050-620002	Food & Meals USDA Non Reimb	108,918	81,348	91,228	88,938	88,938	88,938
1000-05-0050-621000	Clothing	1,372	1,964	2,230	2,904	2,904	2,904
1000-05-0050-622000	Household Expenses	15,717	16,865	15,050	14,370	14,370	14,370
1000-05-0050-622001	Household Exp Bedding	1,117	1,826	1,600	2,300	2,300	2,300
1000-05-0050-629500	Equipment-Noninventory	45,813	99,141	16,118	16,318	16,318	16,318
1000-05-0050-629501	Equipment-Noninv Equip/Rec	449	458	700	700	700	700
1000-05-0050-629502	Equipment-Noninv Computer Repl	112	0	11,700	9,300	9,300	9,300
1000-05-0050-629900	Other Materials and Supplies	9,458	283	2,750	2,500	2,500	2,500
1000-05-0050-646000	Software	13,035	6,188	31,174	45,151	45,151	45,151
1000-05-0050-646002	Software Maintenance	830	790	2,222	2,441	2,441	2,441
1000-05-0050-650000	Interdept Vehicle Expense	26,530	32,117	50,676	50,676	50,676	50,676
1000-05-0050-651000	Equip/Vehicle Maint & Repair	1,828	1,601	2,000	2,000	2,000	2,000
1000-05-0050-655000	Building and Grounds Maint	16,220	63,110	148,235	148,432	148,432	148,432
1000-05-0050-668001	Communication Telephone	6,525	7,223	7,080	7,876	7,876	7,876
1000-05-0050-668010	Communication Internet	1,815	1,815	2,820	2,880	2,880	2,880
1000-05-0050-668501	Utilities Electric	16,600	16,899	8,616	10,030	10,030	10,030
1000-05-0050-668502	Utilities Heat	5,789	6,262	3,600	4,460	4,460	4,460
1000-05-0050-668503	Utilities Water and Sewer	2,849	2,391	1,400	1,222	1,222	1,222
1000-05-0050-668504	Utilities Garbage	6,149	6,552	4,704	5,426	5,426	5,426
1000-05-0050-668505	Utilities Sewer	2,340	2,145	900	945	945	945
1000-05-0050-668507	Utilities Cable TV	8,009	8,967	5,444	5,787	5,787	5,787
1000-05-0050-671555	Workers' Comp InterdeptCharges	2,031	2,072	0	0	0	0
1000-05-0050-672001	Fire/Liab Interdept Charges	38,500	33,600	33,200	37,800	37,800	37,800
1000-05-0050-672006	Fire/Liab WorkCrew & Volunteer	225	225	400	400	400	400
1000-05-0050-740000	Office Supplies and Expenses	10,685	10,352	12,250	9,608	9,608	9,608
1000-05-0050-741000	Postage	831	1,112	1,207	707	707	707

Douglas County, Oregon
 General Fund
 Juvenile

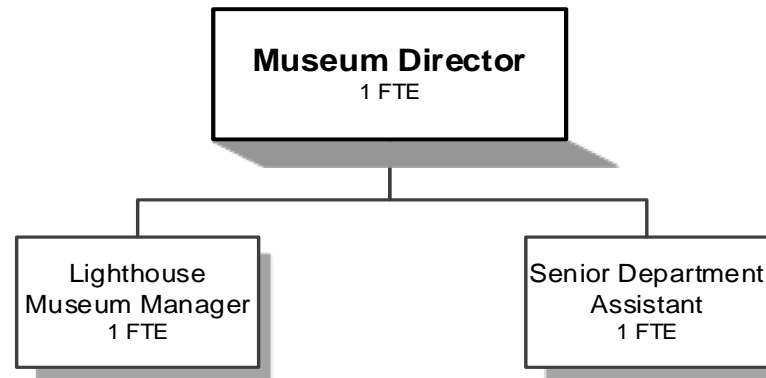
Department Detail

		Actual FY 20-21	Actual FY 21-22	Revised Budget FY 22-23	Proposed FY 23-24	Approved FY 23-24	Adopted FY 23-24
1000-05-0050-742001	Photos and Copying Dup Svcs	1,495	993	1,596	1,159	1,159	1,159
1000-05-0050-750000	Subscriptions Books & Periodi	128	709	1,118	1,134	1,134	1,134
1000-05-0050-755000	Travel	931	1,869	4,200	3,950	3,950	3,950
1000-05-0050-756000	Conventions Schools Seminars	24,886	35,879	30,338	29,176	29,176	29,176
1000-05-0050-758000	Dues and Memberships	7,704	6,147	5,030	6,684	6,684	6,684
1000-05-0050-780000	Legal Publication and Printing	0	0	500	500	500	500
1000-05-0050-785000	Pre-employment Testing	5,395	3,870	6,075	4,935	4,935	4,935
1000-05-0050-790055	Misc OYA Support	2,640	1,540	5,000	5,000	5,000	5,000
Total Materials and Services		569,728	800,889	710,046	729,538	729,538	729,538
1000-05-0050-820000	Furniture and Equipment	24,253	0	0	0	0	0
1000-05-0050-820099	Furniture and Equipment Noninv	26,676	24,124	0	0	0	0
1000-05-0050-830000	Vehicles and Heavy Equipment	27,932	36,135	0	0	0	0
Total Capital Outlay		78,861	60,259	0	0	0	0
Total Expenditures		5,731,713	6,057,777	6,190,923	6,033,800	6,033,800	6,033,800

Douglas County, Oregon
General Fund
Juvenile

PERSONNEL SERVICES					
	Actual FTE	Actual FTE	Revised	Budget	
	FY 20-21	FY 21-22	Budget FTE FY 22-23	FY 23-24	
				FTE	Amount
Juvenile Director	1.00	1.00	1.00	1.00	132,975
Assistant Director	1.00	1.00	1.00	1.00	110,885
Asst Juv Treat Svcs Mgr/HIPPA Program/Partnership Coordinator	1.00				
		0.25	0.15	0.15	11,174
Juv Srv Fac & Dev Mgr	1.00	1.00	1.00	1.00	92,976
Youth Resident Services Mgr			3.00	3.00	210,541
Juvenile Services Supervisor	3.00	3.00			
Division Business Manager	2.00	2.00	2.00	2.00	152,963
Juvenile Counselor 3	3.00	3.00	3.00	4.00	296,419
Juvenile Counselor 2	1.00	1.00	1.00		
Juvenile Services Team Leader	1.00	1.00	1.00	1.00	65,757
Juvenile Services Program Spec				0.80	40,802
Juvenile Services Specialist 2	25.40	23.20	17.00	18.60	931,014
Juvenile Services Specialist 1	9.40	11.60	13.40	11.80	466,002
Detention Shelter Counselor 2	1.60	0.60		1.50	90,814
Detention Shelter Counselor 1	4.60	5.60	7.00	5.50	279,723
Administrative Assistant	0.72	1.80	0.80		
Youth Program Coordinator	1.50	1.50	1.50	1.50	87,986
Legal Assistant 2	1.00	1.00	2.00	2.00	105,848
Legal Assistant 1	1.00	1.00			
Total Regular	60.22	60.55	54.85	54.85	3,075,879
Temporary					87,212
Overtime					69,363
<i>Vacancy Credit</i>					-450,000
PERS		42.99%, 50.42%			1,382,326
Social Security		7.65%			247,282
Paid Family & Med Leave Ins		0.40%			12,929
Worker's Compensation		0.85%			27,476
Unemployment		0.70%			22,628
Medical & Dental Insurance		Varied			829,167
Total Personnel Services					5,304,262

MUSEUM



Douglas County, Oregon
General Fund
Museum (6000)

Department Overview

	Actual FY 19-20	Actual FY 20-21	Actual FY 21-22	Revised Budget FY 22-23	Proposed FY 23-24	Approved FY 23-24	Adopted FY 23-24
<u>TOTAL DEPARTMENT RESOURCES</u>							
Charges, Fees, Sales	227,445	421,974	519,384	562,000	576,000	576,000	576,000
Contributions and Donations	20,405	7,282	4,955	6,300	9,000	9,000	9,000
Total	247,850	429,256	524,339	568,300	585,000	585,000	585,000
<u>REQUIREMENTS</u>							
Personnel Services	207,548	292,729	380,773	421,770	427,797	427,797	427,797
Materials and Services	205,502	292,946	358,480	370,073	494,821	494,821	494,821
Capital Outlay		3,780					
Total	413,050	589,455	739,253	791,843	922,618	922,618	922,618
General Resource Contribution Required	165,200	160,199	214,914	223,543	337,618	337,618	337,618
Staffing FTE	1.80	3.60	3.60	3.60	3.00	3.00	3.00
<u>MUSEUM GENERAL OPERATIONS</u>							
Fees and Admissions / Donations	(58,775)	(55,556)	(86,251)	(77,300)	(88,000)	(88,000)	(88,000)
Requirements	241,067	265,349	249,823	271,470	417,625	417,625	417,625
General Resource Contribution Required	182,292	209,793	163,572	194,170	329,625	329,625	329,625
<u>COASTAL MUSEUM & COFFEE SHOP</u>							
Lighthouse Tours / Donations / Gift Shop Sales	(178,110)	(370,776)	(438,088)	(491,000)	(497,000)	(497,000)	(497,000)
Requirements	160,957	321,310	489,430	520,373	504,993	504,993	504,993
General Resource Contribution Required	(17,153)	(49,466)	51,342	29,373	7,993	7,993	7,993
<u>GRANTS, LOCAL ASSISTANCE AND SPECIAL PROJECTS</u>							
Contributions & Donations - Museum Foundation	(10,965)	(2,924)					
Requirements	11,026	2,796					
General Resource Contribution Required	61	(128)					
Total General Resource Contribution Required	165,200	160,199	214,914	223,543	337,618	337,618	337,618

Douglas County, Oregon
General Fund
Museum

Department Detail

		Actual FY 20-21	Actual FY 21-22	Revised Budget FY 22-23	Proposed FY 23-24	Approved FY 23-24	Adopted FY 23-24
1000-60-6000-275000	Admission Fees	77,409	107,003	105,000	110,000	110,000	110,000
1000-60-6000-275030	Membership Admissn Fees	8,237	8,975	10,000	10,000	10,000	10,000
1000-60-6000-275035	School Group Admissn Fees	18	38	0	0	0	0
1000-60-6000-382003	Land/Building Rents & Leases	4,070	4,755	4,000	4,000	4,000	4,000
1000-60-6000-384000	Contributions and Donations	4,167	4,833	3,000	9,000	9,000	9,000
1000-60-6000-384002	Museum Foundation Donations	2,986	18	3,300	0	0	0
1000-60-6000-384003	Lighthouse Donations	129	104	0	0	0	0
1000-60-6000-387001	Gift Shop Sales	250,363	295,003	330,000	340,000	340,000	340,000
1000-60-6000-387003	Coffee Shop Sales	80,660	97,885	110,000	110,000	110,000	110,000
1000-60-6000-387900	Miscellaneous Revenues	0	50	0	0	0	0
1000-60-6000-387901	Misc Photographic Services	1,217	5,476	3,000	2,000	2,000	2,000
1000-60-6000-387980	Misc Cash Over/Short	0	199	0	0	0	0
Total Revenue		429,256	524,339	568,300	585,000	585,000	585,000
1000-60-6000-400000	Regular Employees	128,702	161,993	175,192	146,507	146,507	146,507
1000-60-6000-403000	Temporary Employees	57,478	64,490	81,737	119,927	119,927	119,927
1000-60-6000-405000	Overtime	0	1,124	0	0	0	0
1000-60-6000-450000	PERS	54,353	79,169	87,205	93,940	93,940	93,940
1000-60-6000-451000	Social Security	13,724	16,681	19,655	20,382	20,382	20,382
1000-60-6000-451500	Paid Family & Med Leave Ins	0	0	514	1,066	1,066	1,066
1000-60-6000-452000	Worker's Compensation	927	797	899	1,332	1,332	1,332
1000-60-6000-453000	Unemployment	1,117	1,366	1,541	1,066	1,066	1,066
1000-60-6000-454000	Medical and Dental Insurance	36,428	55,153	55,027	43,577	43,577	43,577
Total Personnel Services		292,729	380,773	421,770	427,797	427,797	427,797
1000-60-6000-505000	Security Services	852	696	1,000	1,000	1,000	1,000
1000-60-6000-629500	Equipment-Noninventory	0	24	3,300	250	250	250
1000-60-6000-629502	Equipment-Noninv Computer Repl	634	0	2,550	5,100	5,100	5,100
1000-60-6000-629900	Other Materials and Supplies	1,827	0	5,000	3,000	3,000	3,000
1000-60-6000-629902	Other M&S Store Purchases	130,225	211,528	185,000	188,500	188,500	188,500
1000-60-6000-629903	Other M&S Curatorial Supplies	(267)	36	5,000	1,000	1,000	1,000
1000-60-6000-629904	Other M&S Gift Shop	4,317	0	0	0	0	0
1000-60-6000-629905	Other M&S Coffee Shop	35,538	49,874	60,000	60,000	60,000	60,000
1000-60-6000-646000	Software	95	637	2,923	6,671	6,671	6,671
1000-60-6000-650000	Interdept Vehicle Expense	2,203	6,798	6,000	6,000	6,000	6,000

Douglas County, Oregon
 General Fund
 Museum

Department Detail

		Actual FY 20-21	Actual FY 21-22	Revised Budget FY 22-23	Proposed FY 23-24	Approved FY 23-24	Adopted FY 23-24
1000-60-6000-651080	Equip/Vehicle Office DP Equip	1,157	3,299	1,000	7,000	7,000	7,000
1000-60-6000-655000	Building and Grounds Maint	51,045	10,996	10,000	118,000	118,000	118,000
1000-60-6000-668001	Communication Telephone	5,110	5,641	5,500	8,800	8,800	8,800
1000-60-6000-668501	Utilities Electric	33,805	32,235	38,000	38,000	38,000	38,000
1000-60-6000-668502	Utilities Heat	4,895	6,264	5,000	7,500	7,500	7,500
1000-60-6000-668503	Utilities Water and Sewer	5,526	8,421	10,000	10,500	10,500	10,500
1000-60-6000-668504	Utilities Garbage	1,505	3,977	4,000	4,500	4,500	4,500
1000-60-6000-668508	Utilities Cable TV Caretakers	947	2,036	3,000	3,000	3,000	3,000
1000-60-6000-672001	Fire/Liab Interdept Charges	1,000	1,000	1,200	1,400	1,400	1,400
1000-60-6000-730000	Advertising/Publicity	180	180	500	500	500	500
1000-60-6000-740000	Office Supplies and Expenses	2,825	2,742	3,500	3,500	3,500	3,500
1000-60-6000-741000	Postage	227	217	600	600	600	600
1000-60-6000-786500	Bank Card Fees	9,300	11,879	17,000	20,000	20,000	20,000
Total Materials and Services		292,946	358,480	370,073	494,821	494,821	494,821
1000-60-6000-820099	Furniture and Equipment Noninv	3,780	0	0	0	0	0
Total Capital Outlay		3,780	0	0	0	0	0
Total Expenditures		589,455	739,253	791,843	922,618	922,618	922,618

Douglas County, Oregon
General Fund
Museum

PERSONNEL SERVICES					
	Actual	Actual	Revised	Budget	
	FTE	FTE	Budget	FY 23-24	
	FY 20-21	FY 21-22	FTE FY 22-23	FTE	Amount
Museum Director	1.00	1.00	1.00	1.00	74,670
Lighthouse Museum Manager				1.00	43,591
Museum Operations Technician	1.00	1.00	1.00		
Umpqua River Lighthouse/Curator	1.00	1.00	1.00		
Senior Department Assistant	0.60	0.60	0.60	1.00	28,246
Total Regular	3.60	3.60	3.60	3.00	146,507
Temporary					119,927
PERS		42.99%, 50.42%			93,940
Social Security		7.65%			20,382
Paid Family & Med Leave Ins		0.40%			1,066
Worker's Compensation		0.50%			1,332
Unemployment		0.40%			1,066
Medical & Dental Insurance		Varied			43,577
Total Personnel Services					427,797

Douglas County, Oregon
 General Fund
 Nondepartmental (0900)

Department Overview

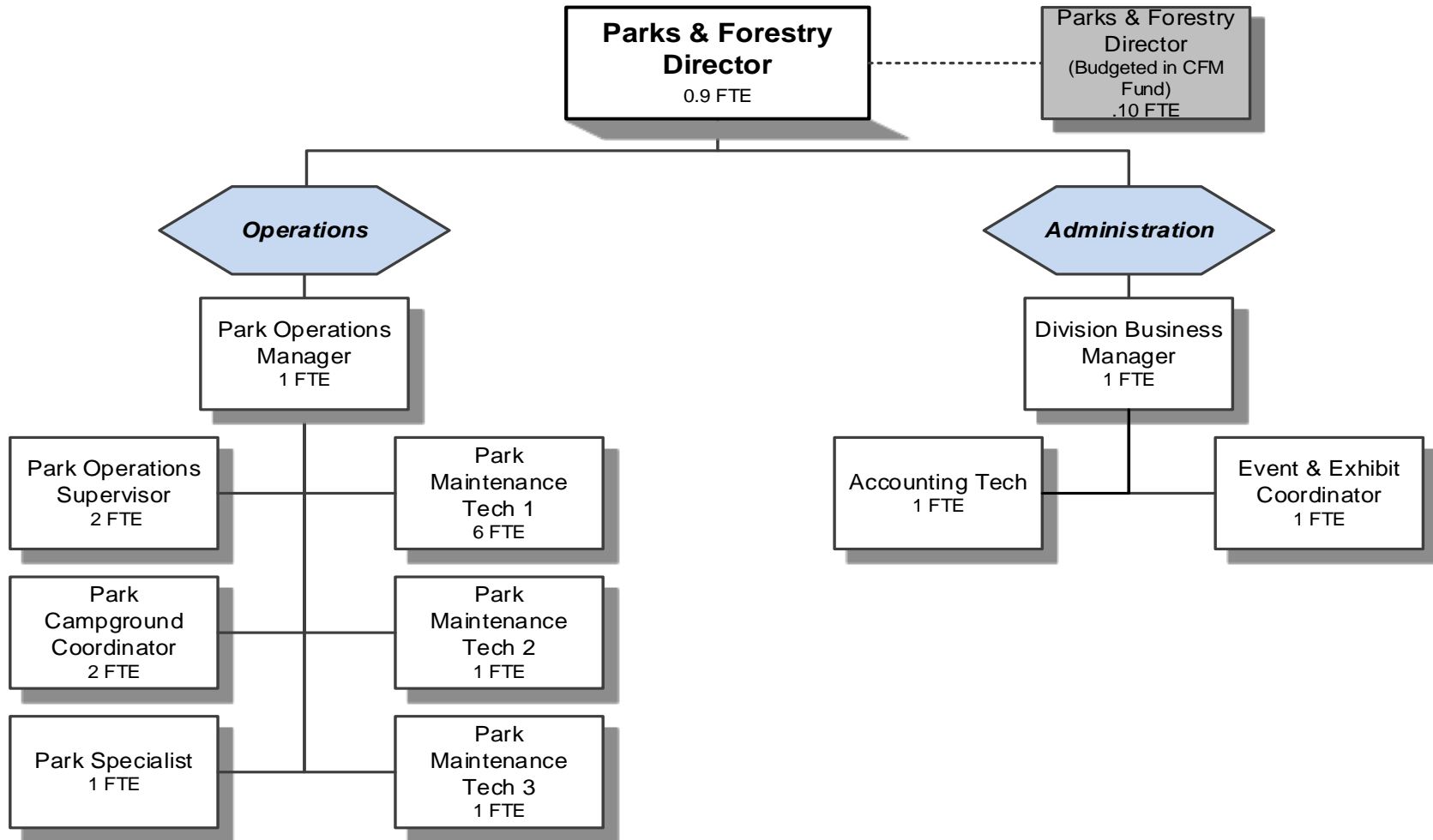
	<u>Actual FY 19-20</u>	<u>Actual FY 20-21</u>	<u>Actual FY 21-22</u>	<u>Revised Budget FY 22-23</u>	<u>Proposed FY 23-24</u>	<u>Approved FY 23-24</u>	<u>Adopted FY 23-24</u>
<u>REQUIREMENTS</u>							
Materials and Services	<u>954,955</u>	<u>1,356,698</u>	<u>1,794,232</u>	<u>3,009,461</u>	<u>3,088,767</u>	<u>3,088,767</u>	<u>3,088,767</u>
Total	<u>954,955</u>	<u>1,356,698</u>	<u>1,794,232</u>	<u>3,009,461</u>	<u>3,088,767</u>	<u>3,088,767</u>	<u>3,088,767</u>
<i>General Resource Contribution Required</i>	<i>954,955</i>	<i>1,356,698</i>	<i>1,794,232</i>	<i>3,009,461</i>	<i>3,088,767</i>	<i>3,088,767</i>	<i>3,088,767</i>

Douglas County, Oregon
General Fund
Nondepartmental

Department Detail

		Actual FY 20-21	Actual FY 21-22	Revised Budget FY 22-23	Proposed FY 23-24	Approved FY 23-24	Adopted FY 23-24
1000-05-0900-500000	Legal Services	123	0	140,000	140,000	140,000	140,000
1000-05-0900-509900	Other Professional Services	165,690	164,527	361,290	511,500	511,500	511,500
1000-05-0900-509910	Other Prof Svcs-Adapt	580,465	1,099,974	1,053,171	1,127,267	1,127,267	1,127,267
1000-05-0900-509955	Other Prof Svcs-Mediation Svcs	78,255	81,620	85,000	85,000	85,000	85,000
1000-05-0900-550000	Intergovernmental Assistance	17,851	0	0	0	0	0
1000-05-0900-550020	Intgov't Asst Contrib to Other	15,000	9,850	1,000,000	775,000	775,000	775,000
1000-05-0900-556000	Grant Assistance	92,204	152,830	0	0	0	0
1000-05-0900-629900	Other Materials and Supplies	0	0	50,000	50,000	50,000	50,000
1000-05-0900-646001	Software Rental	30,683	31,562	40,000	50,000	50,000	50,000
1000-05-0900-646002	Software Maintenance	49,335	51,309	55,000	125,000	125,000	125,000
1000-05-0900-758000	Dues and Memberships	216,224	202,560	225,000	225,000	225,000	225,000
1000-05-0900-790000	Miscellaneous	3,353	0	0	0	0	0
1000-05-0900-790096	Misc Expense Reimbursement	107,515	0	0	0	0	0
Total Materials and Services		1,356,698	1,794,232	3,009,461	3,088,767	3,088,767	3,088,767
Total Expenditures		1,356,698	1,794,232	3,009,461	3,088,767	3,088,767	3,088,767

PARKS DEPARTMENT



Douglas County, Oregon
General Fund
Parks (6100)

Department Overview

	Actual FY 19-20	Actual FY 20-21	Actual FY 21-22	Revised Budget FY 22-23	Proposed FY 23-24	Approved FY 23-24	Adopted FY 23-24
<u>GENERAL OPERATIONS</u>							
<u>RESOURCES</u>							
Intergovernmental Revenues	802,817	534,378	948,536	672,800	677,104	677,104	677,104
Charges, Fees, Rents & Other Sales	2,039,489	3,164,595	2,441,681	2,862,000	2,875,076	2,875,076	2,875,076
Total	2,842,306	3,698,973	3,390,217	3,534,800	3,552,180	3,552,180	3,552,180
<u>REQUIREMENTS</u>							
Personnel Services	1,199,002	1,167,615	1,209,004	1,553,141	1,708,027	1,708,027	1,708,027
Materials and Services	787,929	884,293	1,037,667	1,137,700	1,127,550	1,127,550	1,127,550
Capital Outlay	106,679	168,566	180,020	245,000	264,000	264,000	264,000
Transfer Out: Salmon Harbor					95,000	95,000	95,000
Total	2,093,610	2,220,474	2,426,691	2,935,841	3,194,577	3,194,577	3,194,577
<i>General Resource (Contribution) Required</i>	<i>(748,696)</i>	<i>(1,478,499)</i>	<i>(963,526)</i>	<i>(598,959)</i>	<i>(357,603)</i>	<i>(357,603)</i>	<i>(357,603)</i>
<u>PARKS PROJECTS (restricted beginning FY16)</u>							
<u>RESOURCES</u>							
Beginning Balance - Restricted Use	300,012						
Intergovernmental Revenues	854,105	582,842	45,673	1,693,810	567,500	567,500	567,500
Timber Sales, Sale of Surplus Property & Other	4		77,962	5,000			
Transfers In: County Forest Management				300,000			
Total	1,154,121	582,842	123,635	1,998,810	567,500	567,500	567,500
<u>REQUIREMENTS</u>							
Materials and Services	57,806	(526)	250	163,000	38,000	38,000	38,000
Capital Outlay	1,661,253	770,006	443,778	2,940,980	1,172,000	1,172,000	1,172,000
Total	1,719,059	769,480	444,028	3,103,980	1,210,000	1,210,000	1,210,000
Ending Balance - Restricted Use							
<i>General Resource (Contribution) Required</i>	<i>564,938</i>	<i>186,638</i>	<i>320,393</i>	<i>1,105,170</i>	<i>642,500</i>	<i>642,500</i>	<i>642,500</i>
<u>TOTAL GENERAL RESOURCE CONTRIBUTION REQUIRED</u>							
<i>Resources (Over) Under Requirements, including Kanipe listed on following page</i>	<i>(183,758)</i>	<i>(1,256,091)</i>	<i>(676,802)</i>	<i>500,486</i>	<i>271,691</i>	<i>271,691</i>	<i>271,691</i>

Department Overview continued on following page

Douglas County, Oregon
General Fund
Parks (6100)

Department Overview

	Actual FY 19-20	Actual FY 20-21	Actual FY 21-22	Revised Budget FY 22-23	Proposed FY 23-24	Approved FY 23-24	Adopted FY 23-24
<u>KANIPE DEDICATED FUNDS</u>							
<u>RESOURCES</u>							
Beginning Balance - Restricted Use	21,084	5,294					
Intergovernmental and Other Revenues	37,593	48,824	83,965	41,250	48,624	48,624	48,624
Donations			298				
Total	<u>58,677</u>	<u>54,118</u>	<u>84,263</u>	<u>41,250</u>	<u>48,624</u>	<u>48,624</u>	<u>48,624</u>
<u>REQUIREMENTS</u>							
Personnel Services	20,446	32,591	27,434	25,525	25,618	25,618	25,618
Materials and Services	29,145	57,169	23,160	10,000	9,800	9,800	9,800
Capital Outlay	3,792	128					
Total	<u>53,383</u>	<u>89,888</u>	<u>50,594</u>	<u>35,525</u>	<u>35,418</u>	<u>35,418</u>	<u>35,418</u>
Ending Balance - Restricted Use	5,294						
General Resource (Contribution) Required		35,770	(33,669)	(5,725)	(13,206)	(13,206)	(13,206)
<u>TOTAL DEPARTMENT</u>							
Revenues	<u>3,734,008</u>	<u>4,330,639</u>	<u>3,598,115</u>	<u>5,574,860</u>	<u>4,168,304</u>	<u>4,168,304</u>	<u>4,168,304</u>
Expenditures:							
Personnel Services	1,219,448	1,200,206	1,236,438	1,578,666	1,733,645	1,733,645	1,733,645
Materials and Services	874,880	940,936	1,061,077	1,310,700	1,175,350	1,175,350	1,175,350
Capital Outlay	1,771,724	938,700	623,798	3,185,980	1,436,000	1,436,000	1,436,000
Transfer Out					95,000	95,000	95,000
Total Expenditures	<u>3,866,052</u>	<u>3,079,842</u>	<u>2,921,313</u>	<u>6,075,346</u>	<u>4,439,995</u>	<u>4,439,995</u>	<u>4,439,995</u>
Staffing FTE	16.00	15.85	15.75	17.00	17.90	17.90	17.90
Capital Outlay:							
<i>General Operations</i>							
Lawnmower with Attachments							55,000
Lawnmower							14,000
3 Pickups							180,000
Utility Cart							15,000
<i>Parks Projects</i>							
Stanton Phase I							470,000
Stanton Phase II							627,000
Play Structure							75,000
							<u>1,436,000</u>

Douglas County, Oregon
General Fund
Parks

Department Detail

		Actual	Actual	Revised	Proposed	Approved	Adopted
		FY 20-21	FY 21-22	Budget	FY 23-24	FY 23-24	FY 23-24
				FY 22-23			
1000-60-6100-270000	Park/Camping Revenues	2,294,923	2,133,450	2,456,000	2,461,000	2,461,000	2,461,000
1000-60-6100-270100	Park/Camping Reservation Fees	166,897	140,062	140,250	151,000	151,000	151,000
1000-60-6100-270200	Park/Camping Shower Fees	2,275	1,723	3,000	1,800	1,800	1,800
1000-60-6100-270300	Park/Camping Laundromat Fees	1,681	2,565	2,000	0	0	0
1000-60-6100-270700	Park/Camp Sewage Disposal Fees	85	0	0	0	0	0
1000-60-6100-270800	Park/Camping Pavilion Rental	26,420	40,477	10,000	30,000	30,000	30,000
1000-60-6100-275001	Whale Watching Viewer Fees	1,166	1,220	0	0	0	0
1000-60-6100-275003	Special Event Permit Fees	8,988	12,995	10,000	10,000	10,000	10,000
1000-60-6100-275005	Parking Fees	375,927	0	0	0	0	0
1000-60-6100-275500	Concessions	3	0	0	0	0	0
1000-60-6100-275501	Concession Food Sales	217	0	0	0	0	0
1000-60-6100-303000	Restitution	1,554	863	0	0	0	0
1000-60-6100-325000	St/Fed OR Parks & Recreation	224,654	214,399	786,750	206,104	206,104	206,104
1000-60-6100-325004	St/Fed ORRD Recreational Trail	171,515	0	0	0	0	0
1000-60-6100-325005	PK St/Fed OPRD Land & Water	0	0	0	325,000	325,000	325,000
1000-60-6100-325304	St/Fed OR OEM FEMA	(115,461)	318,272	40,000	20,000	20,000	20,000
1000-60-6100-326200	PK St/Fed OR Dept Fish&Wild	0	0	342,600	0	0	0
1000-60-6100-335000	State OR Parks & Recreation	411,327	45,673	0	0	0	0
1000-60-6100-335002	PK State OPRD Opportunity	0	0	450,000	242,500	242,500	242,500
1000-60-6100-335100	State OR State Marine Board	17,967	0	305,260	0	0	0
1000-60-6100-335102	St OSMB Anti Trust Settlement	40,178	66,363	67,000	70,000	70,000	70,000
1000-60-6100-339500	Local Assistance	0	0	5,000	0	0	0
1000-60-6100-345005	Shared Rev RV Licenses	385,658	399,133	393,000	399,000	399,000	399,000
1000-60-6100-382003	Land/Building Rents & Leases	31,580	24,106	17,000	131,400	131,400	131,400
1000-60-6100-384000	Contributions and Donations	184	381	0	0	0	0
1000-60-6100-387000	Other Sales	40	1	0	0	0	0
1000-60-6100-387080	Sale of Inventory	7,951	97,686	15,000	15,000	15,000	15,000
1000-60-6100-387085	Sale of Surplus (noninv)	0	13,168	1,000	2,000	2,000	2,000
1000-60-6100-387090	Standing Timber Sales	208,140	77,962	0	0	0	0
1000-60-6100-387092	Land Sales	0	0	230,000	100,000	100,000	100,000
1000-60-6100-387500	Expense Reimbursements	1,028	1,407	1,000	2,000	2,000	2,000
1000-60-6100-387900	Miscellaneous Revenues	2,292	2,862	0	1,500	1,500	1,500
1000-60-6100-387912	Misc Lodging Tax	(3,869)	11,776	0	0	0	0
1000-60-6100-387913	Misc Reedsport IGA	0	(8,078)	0	0	0	0
1000-60-6100-387980	Misc Cash Over/Short	59	(2)	0	0	0	0

Douglas County, Oregon
General Fund
Parks

Department Detail

		Actual	Actual	Revised	Proposed	Approved	Adopted
		FY 20-21	FY 21-22	Budget FY 22-23	FY 23-24	FY 23-24	FY 23-24
1000-60-6100-387990	Misc Subrogating Claim Recovry	67,700	0	0	0	0	0
1000-60-6100-387995	Misc NSF Checks	(440)	(349)	0	0	0	0
1000-60-6100-390208	Transfer From CFM	0	0	300,000	0	0	0
Total Revenue		4,330,639	3,598,115	5,574,860	4,168,304	4,168,304	4,168,304
1000-60-6100-400000	Regular Employees	646,966	663,434	836,634	940,799	940,799	940,799
1000-60-6100-403000	Temporary Employees	69,129	77,167	60,000	30,000	30,000	30,000
1000-60-6100-405000	Overtime	1,952	913	5,000	5,000	5,000	5,000
1000-60-6100-450000	PERS	236,042	264,352	351,163	407,233	407,233	407,233
1000-60-6100-451000	Social Security	53,111	55,063	68,976	74,649	74,649	74,649
1000-60-6100-451500	Paid Family & Med Leave Ins	0	0	1,803	3,903	3,903	3,903
1000-60-6100-452000	Worker's Compensation	7,147	5,191	6,311	8,295	8,295	8,295
1000-60-6100-453000	Unemployment	4,308	4,449	5,410	3,903	3,903	3,903
1000-60-6100-454000	Medical and Dental Insurance	181,551	165,869	243,369	259,863	259,863	259,863
Total Personnel Services		1,200,206	1,236,438	1,578,666	1,733,645	1,733,645	1,733,645
1000-60-6100-509900	Other Professional Services	28,291	58,000	184,000	59,000	59,000	59,000
1000-60-6100-533050	Volunteer Services Stipends	6,045	14,150	15,000	18,000	18,000	18,000
1000-60-6100-606000	Tools	1,756	720	2,000	2,000	2,000	2,000
1000-60-6100-606500	Fuel and Oil	3,155	3,574	3,000	3,500	3,500	3,500
1000-60-6100-606503	Fuel and Oil Propane	0	499	400	400	400	400
1000-60-6100-611000	Safety Supplies	0	0	0	2,000	2,000	2,000
1000-60-6100-615000	Uniforms and Uniform Allowance	1,764	3,289	2,500	4,000	4,000	4,000
1000-60-6100-629500	Equipment-Noninventory	3,417	6,209	13,300	6,000	6,000	6,000
1000-60-6100-629502	Equipment-Noninv Computer Repl	5,505	1,762	4,600	4,400	4,400	4,400
1000-60-6100-629900	Other Materials and Supplies	18,669	6,790	15,000	5,000	5,000	5,000
1000-60-6100-629902	Other M&S Store Purchases	104	0	0	0	0	0
1000-60-6100-629925	Other M&S Signs	2,697	2,343	5,000	6,000	6,000	6,000
1000-60-6100-640000	Land and Building Rent	552	563	0	0	0	0
1000-60-6100-645000	Equipment/Vehicle Rent	590	0	3,000	1,500	1,500	1,500
1000-60-6100-645002	Equipment/Vehicle Copy Mach	0	64	0	0	0	0
1000-60-6100-646000	Software	9,524	2,441	8,200	10,000	10,000	10,000
1000-60-6100-646001	Software Rental	8,473	8,462	10,000	10,000	10,000	10,000
1000-60-6100-646002	Software Maintenance	1,304	1,533	20,000	5,000	5,000	5,000
1000-60-6100-650000	Interdept Vehicle Expense	35,825	73,199	65,000	70,000	70,000	70,000

Douglas County, Oregon
General Fund
Parks

Department Detail

		Actual	Actual	Revised	Proposed	Approved	Adopted
		FY 20-21	FY 21-22	Budget	FY 23-24	FY 23-24	FY 23-24
				FY 22-23			
1000-60-6100-651000	Equip/Vehicle Maint & Repair	420	8,712	25,000	25,000	25,000	25,000
1000-60-6100-651040	Equip/Vehicle Vehicle Maint	8,118	13,502	15,000	15,000	15,000	15,000
1000-60-6100-651042	Equip/Vehicle Equipment Maint	8,651	6,642	5,000	5,000	5,000	5,000
1000-60-6100-651080	Equip/Veh M&R Ofc DP Equip	389	0	0	0	0	0
1000-60-6100-655000	Building and Grounds Maint	120,290	55,962	55,000	72,500	72,500	72,500
1000-60-6100-655005	B&G Maint Custodial Supplies	22,065	21,228	25,000	25,000	25,000	25,000
1000-60-6100-655006	B&G Maint Landscaping	16,076	3,750	25,000	25,000	25,000	25,000
1000-60-6100-655010	B&G Maint Structural M&R	0	173,815	150,000	125,000	125,000	125,000
1000-60-6100-655020	B&G Maint M&R Contracts	153,188	108,110	152,500	124,000	124,000	124,000
1000-60-6100-655022	B&G Maint Sanitation	0	27,217	30,000	40,000	40,000	40,000
1000-60-6100-668001	Communication Telephone	2,800	1,027	2,300	1,200	1,200	1,200
1000-60-6100-668010	Communication Internet	7,835	8,212	10,000	13,200	13,200	13,200
1000-60-6100-668015	Communication Cell Phones	12,582	8,138	7,000	7,100	7,100	7,100
1000-60-6100-668501	Utilities Electric	110,040	101,509	105,000	113,000	113,000	113,000
1000-60-6100-668502	Utilities Heat	2,230	1,845	2,500	2,000	2,000	2,000
1000-60-6100-668503	Utilities Water and Sewer	104,457	101,819	115,000	115,000	115,000	115,000
1000-60-6100-668504	Utilities Garbage	64,610	79,162	80,000	85,600	85,600	85,600
1000-60-6100-668507	Utilities Cable TV	31	0	0	0	0	0
1000-60-6100-672001	Fire/Liab Interdept Charges	10,600	8,500	7,900	10,900	10,900	10,900
1000-60-6100-673000	Liability Claims	3,099	0	2,000	2,500	2,500	2,500
1000-60-6100-685000	License and Permit Fees	12,107	3,978	8,000	9,750	9,750	9,750
1000-60-6100-687000	Laboratory and Testing	3,611	3,574	3,350	3,850	3,850	3,850
1000-60-6100-730000	Advertising/Publicity	0	0	5,500	1,250	1,250	1,250
1000-60-6100-730005	Advertising/Publicity Brochure	0	0	1,000	3,000	3,000	3,000
1000-60-6100-740000	Office Supplies and Expenses	4,739	5,243	5,000	5,000	5,000	5,000
1000-60-6100-741000	Postage	2,259	92	2,000	500	500	500
1000-60-6100-755000	Travel	238	0	3,000	4,000	4,000	4,000
1000-60-6100-756000	Conventions Schools Seminars	4,681	499	3,000	5,000	5,000	5,000
1000-60-6100-758000	Dues and Memberships	1,229	1,100	1,500	1,800	1,800	1,800
1000-60-6100-780000	Legal Publication and Printing	340	151	500	250	250	250
1000-60-6100-785000	Pre-employment Testing	908	2,246	1,000	500	500	500
1000-60-6100-786000	Assessments	1,177	1,204	1,450	1,300	1,300	1,300
1000-60-6100-786500	Bank Card Fees	134,438	118,419	110,200	125,350	125,350	125,350
1000-60-6100-790000	Miscellaneous	57	11,823	0	0	0	0
Total Materials and Services		940,936	1,061,077	1,310,700	1,175,350	1,175,350	1,175,350

Douglas County, Oregon
 General Fund
 Parks

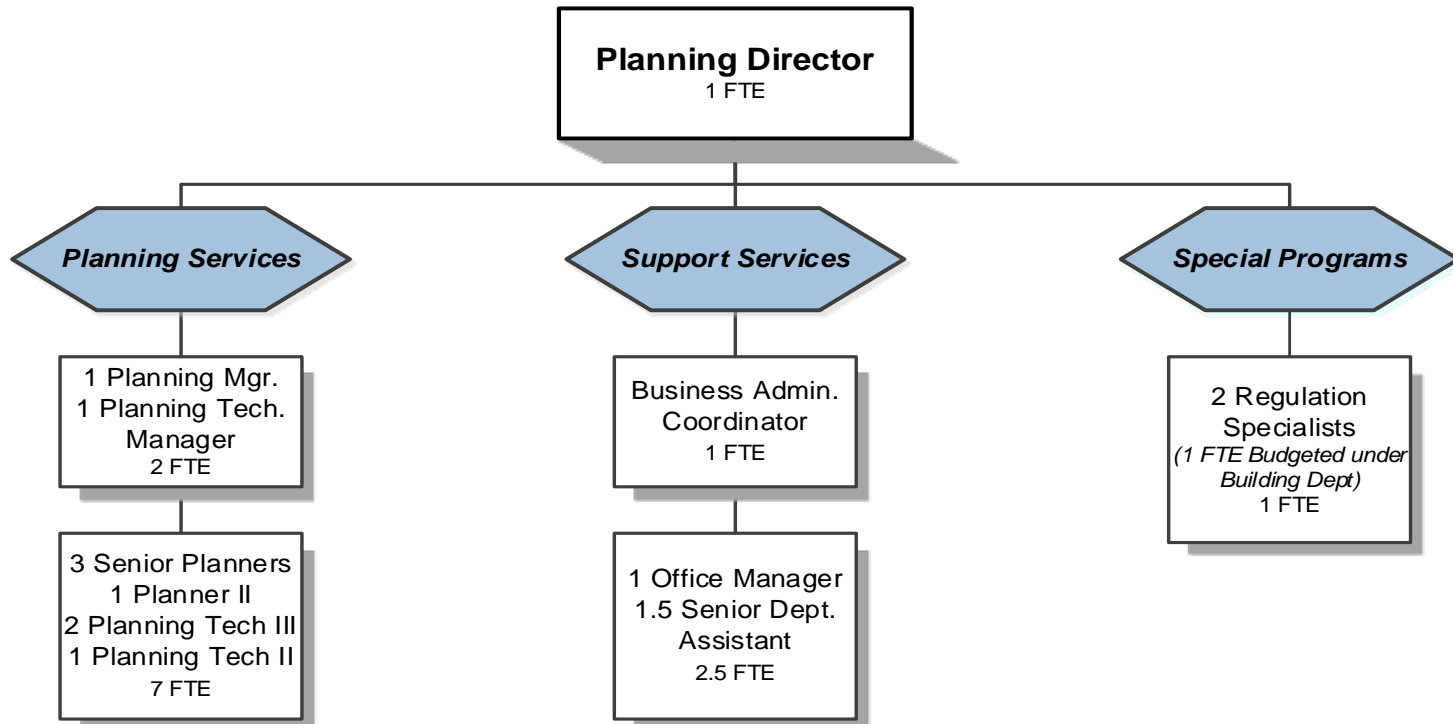
Department Detail

		Actual	Actual	Revised	Proposed	Approved	Adopted
		FY 20-21	FY 21-22	Budget FY 22-23	FY 23-24	FY 23-24	FY 23-24
1000-60-6100-810000	Buildings and Improvements	525,002	45,840	2,940,980	1,172,000	1,172,000	1,172,000
1000-60-6100-810099	Buildings & Improvement Noninv	94,699	9,751	0	0	0	0
1000-60-6100-820000	Furniture and Equipment	7,832	0	65,000	0	0	0
1000-60-6100-820099	Furniture and Equipment Noninv	7,166	3,955	0	0	0	0
1000-60-6100-830000	Vehicles and Heavy Equipment	97,203	130,224	180,000	264,000	264,000	264,000
1000-60-6100-880000	Work in Progress	206,798	434,028	0	0	0	0
Total Capital Outlay		938,700	623,798	3,185,980	1,436,000	1,436,000	1,436,000
1000-60-6100-950501	Transfers To Salmon Harbor	0	0	0	95,000	95,000	95,000
Total Other Requirements		0	0	0	95,000	95,000	95,000
Total Expenditures		3,079,842	2,921,313	6,075,346	4,439,995	4,439,995	4,439,995

Douglas County, Oregon
General Fund
Parks

PERSONNEL SERVICES					
	Actual	Actual	Revised	Budget	
	FTE	FTE	Budget	FY 23-24	
	FY 20-21	FY 21-22	FY 22-23	FTE	Amount
Parks & Forestry Director				0.90	122,722
Park Director	0.85	0.75	1.00		
Event & Exhibit Coordinator	1.00	1.00	1.00	1.00	41,879
Park Operations Manager	1.00	1.00	1.00	1.00	68,331
Park Operations Supervisor	1.00	2.00	2.00	2.00	108,088
Park Maintenance Supervisor	1.00				
Park Campground Coordinator	2.00	2.00	2.00	2.00	106,839
Park Maintenance Technician 3	1.00	1.00	1.00	1.00	51,130
Park Maintenance Technician 2			1.00	1.00	50,421
Park Maintenance Technician 1	5.00	5.00	5.00	6.00	243,009
Park Specialist			1.00	1.00	37,086
Division Business Manager	1.00	1.00	1.00	1.00	70,745
Accounting Technician 1				1.00	40,549
Accounting Clerk 1	1.00	1.00	1.00		
Senior Department Assistant	1.00	1.00			
Total Regular	<u>15.85</u>	<u>15.75</u>	<u>17.00</u>	<u>17.90</u>	<u>940,799</u>
Temporary					30,000
Overtime					5,000
PERS		42.99%, 50.42%			407,233
Social Security		7.65%			74,649
Paid Family & Med Leave Ins		0.40%			3,903
Worker's Compensation		0.85%			8,295
Unemployment		0.40%			3,903
Medical & Dental Insurance		Varied			<u>259,863</u>
Total Personnel Services					<u><u>1,733,645</u></u>

PLANNING DEPARTMENT



Douglas County, Oregon
General Fund
Planning (0500)

Department Overview

	Actual FY 19-20	Actual FY 20-21	Actual FY 21-22	Revised Budget FY 22-23	Proposed FY 23-24	Approved FY 23-24	Adopted FY 23-24
<u>TOTAL DEPARTMENT RESOURCES</u>							
Charges for Services	1,060,626	806,529	709,394	704,000	413,200	413,200	413,200
Intergovernmental Revenues	46,349	43,200	136,811	285,051	54,000	54,000	54,000
Transfers In: Title III	95,000	90,000	87,000	90,000	90,000	90,000	90,000
Total	1,201,975	939,729	933,205	1,079,051	557,200	557,200	557,200
<u>REQUIREMENTS</u>							
Personnel Services	1,688,915	1,361,053	1,429,086	1,934,665	1,766,506	1,766,506	1,766,506
Materials and Services	193,980	149,373	193,142	193,401	170,870	170,870	170,870
Capital Outlay				12,086			
Total	1,882,895	1,510,426	1,622,228	2,140,152	1,937,376	1,937,376	1,937,376
General Resource Contribution Required	680,920	570,697	689,023	1,061,101	1,380,176	1,380,176	1,380,176
Staffing FTE	20.00	16.00	16.50	17.50	14.50	14.50	14.50
<u>PLANNING GENERAL OPERATIONS</u>							
Charges for Services	(451,503)	(479,940)	(433,723)	(413,000)	(413,200)	(413,200)	(413,200)
Intergovernmental Revenues	(13,900)	(43,200)	(66,361)	(54,000)	(54,000)	(54,000)	(54,000)
Transfer In: Title III	(95,000)	(90,000)	(87,000)	(90,000)	(90,000)	(90,000)	(90,000)
Requirements	1,318,954	1,339,915	1,309,503	1,642,100	1,937,376	1,937,376	1,937,376
General Resource Contribution Required	758,551	726,775	722,419	1,085,100	1,380,176	1,380,176	1,380,176
<u>SUBSURFACE SEWAGE</u>							
Charges for Services	(275,277)	(324,480)	(275,486)	(291,000)			
Requirements	165,974	169,860	197,000	267,001			
General Resource Contribution Required	(109,303)	(154,620)	(78,486)	(23,999)			
<u>GRANT PROGRAMS</u>							
Intergovernmental Revenues			(28,817)	(180,051)			
Requirements			73,817	180,051			
General Resource Contribution Required			45,000				

Department Overview continued on following page

Douglas County, Oregon
 General Fund
 Planning (0500)

Department Overview

	Actual FY 19-20	Actual FY 20-21	Actual FY 21-22	Revised Budget FY 22-23	Proposed FY 23-24	Approved FY 23-24	Adopted FY 23-24
<i>ENVIRONMENTAL HEALTH</i>							
Charges for Services	(333,846)	(2,109)	(186)				
Intergovernmental: State Water Program	(32,449)		(41,632)	(51,000)			
Requirements	397,967	651	41,908	51,000			
General Resource Contribution Required	31,672	(1,458)	90				
<i>Total General Resource Contribution Required</i>	680,920	570,697	689,023	1,061,101	1,380,176	1,380,176	1,380,176

*Beginning FY21 Environmental Health has been moved from the Planning Department to the Building Department.

*Beginning FY22 The Drinking Water program for Environmental Health was moved back from the Building Department to the Planning Department.

*Beginning FY24 The Subsurface Sewage program was moved from the Planning Department to the Building Department.

Douglas County, Oregon
General Fund
Planning

Department Detail

		Actual FY 20-21	Actual FY 21-22	Revised Budget FY 22-23	Proposed FY 23-24	Approved FY 23-24	Adopted FY 23-24
1000-05-0500-205000	Fees Services & Charges	478,364	433,053	410,000	410,000	410,000	410,000
1000-05-0500-205004	Subsurface Sewage Fees	324,480	275,479	290,000	0	0	0
1000-05-0500-205005	Mail Room Fees	1,760	2,000	2,000	2,000	2,000	2,000
1000-05-0500-205007	Planning Compliance Fees	130	0	0	0	0	0
1000-05-0500-228002	Photocopy Services	38	55	700	100	100	100
1000-05-0500-321010	St/Fed OHA State Water Program	0	41,633	51,000	0	0	0
1000-05-0500-325300	St/Fed OR Military Dept OEM	43,200	54,000	54,000	54,000	54,000	54,000
1000-05-0500-325800	St/Fed OR Dept Land Cons & Dev	0	10,335	0	0	0	0
1000-05-0500-335600	State OR Business Devel Dept	0	30,843	180,051	0	0	0
1000-05-0500-387010	Maps and Reports Sales Fees	282	356	400	400	400	400
1000-05-0500-387900	Miscellaneous Revenues	1,419	101	100	100	100	100
1000-05-0500-387900	Misc Subsurface Sewage	0	0	500	0	0	0
1000-05-0500-387930	Misc Public Records Requests	0	0	300	600	600	600
1000-05-0500-387980	Misc Cash Over/Short	56	0	0	0	0	0
1000-05-0500-387995	Misc NSF Checks	0	(1,650)	0	0	0	0
1000-05-0500-390216	Transfers From Title III	90,000	87,000	90,000	90,000	90,000	90,000
Total Revenue		939,729	933,205	1,079,051	557,200	557,200	557,200
1000-05-0500-400000	Regular Employees	800,315	795,320	1,029,305	942,755	942,755	942,755
1000-05-0500-403000	Temporary Employees	17,093	34,191	50,000	20,000	20,000	20,000
1000-05-0500-405000	Overtime	0	140	0	0	0	0
1000-05-0500-450000	PERS	277,616	336,570	466,521	432,823	432,823	432,823
1000-05-0500-451000	Social Security	60,043	60,820	82,568	73,651	73,651	73,651
1000-05-0500-451500	Paid Family & Med Leave Ins	0	0	2,158	3,851	3,851	3,851
1000-05-0500-452000	Worker's Compensation	4,074	2,904	3,778	4,814	4,814	4,814
1000-05-0500-453000	Unemployment	2,478	4,978	3,238	3,851	3,851	3,851
1000-05-0500-454000	Medical and Dental Insurance	199,434	194,163	297,097	284,761	284,761	284,761
Total Personnel Services		1,361,053	1,429,086	1,934,665	1,766,506	1,766,506	1,766,506
1000-05-0500-500000	Legal Services	31,824	6,574	25,000	25,000	25,000	25,000
1000-05-0500-509900	Other Professional Services	19,131	4,079	9,650	5,000	5,000	5,000
1000-05-0500-519900	Other Technical Services	0	0	500	500	500	500
1000-05-0500-629500	Equipment-Noninventory	4,430	10,894	3,000	3,500	3,500	3,500
1000-05-0500-629502	Equipment-Noninv Computer Repl	0	807	6,949	5,950	5,950	5,950
1000-05-0500-629900	Other Materials and Supplies	942	0	1,000	1,000	1,000	1,000

Douglas County, Oregon
 General Fund
 Planning

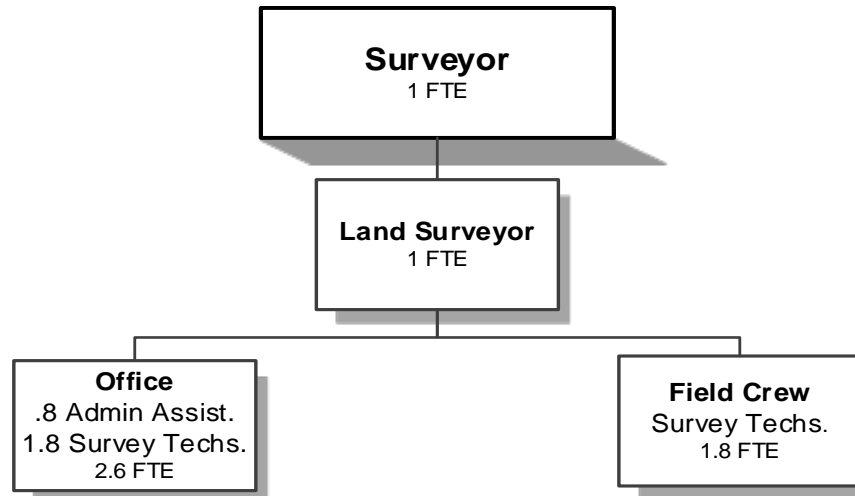
Department Detail

		Actual FY 20-21	Actual FY 21-22	Revised Budget FY 22-23	Proposed FY 23-24	Approved FY 23-24	Adopted FY 23-24
1000-05-0500-646000	Software	1,778	70,989	25,370	24,770	24,770	24,770
1000-05-0500-646002	Software Maintenance	10,646	5,770	12,715	18,000	18,000	18,000
1000-05-0500-650000	Interdept Vehicle Expense	21,681	27,120	33,417	23,000	23,000	23,000
1000-05-0500-651002	Equip/Vehicle Service Contract	8,095	8,271	8,100	8,100	8,100	8,100
1000-05-0500-668001	Communication Telephone	1,666	2,221	5,000	1,500	1,500	1,500
1000-05-0500-671555	Workers' Comp InterdeptCharges	0	303	0	0	0	0
1000-05-0500-672001	Fire/Liab Interdept Charges	10,000	9,200	9,100	13,400	13,400	13,400
1000-05-0500-740000	Office Supplies and Expenses	13,616	16,261	18,700	16,500	16,500	16,500
1000-05-0500-741000	Postage	7,976	11,002	8,000	9,000	9,000	9,000
1000-05-0500-742001	Photos and Copying Dup Svcs	3,476	4,300	3,850	5,200	5,200	5,200
1000-05-0500-750000	Subscriptions Books & Periodi	171	353	500	1,200	1,200	1,200
1000-05-0500-755000	Travel	0	1,203	1,200	1,000	1,000	1,000
1000-05-0500-756000	Conventions Schools Seminars	1,225	2,169	12,200	5,000	5,000	5,000
1000-05-0500-758000	Dues and Memberships	495	109	900	1,000	1,000	1,000
1000-05-0500-782000	Advisory Committee Expense	869	1,289	2,000	2,000	2,000	2,000
1000-05-0500-785000	Pre-employment Testing	190	225	250	250	250	250
1000-05-0500-786500	Bank Card Fees	11,155	10,003	6,000	0	0	0
1000-05-0500-790000	Miscellaneous	7	0	0	0	0	0
Total Materials and Services		149,373	193,142	193,401	170,870	170,870	170,870
1000-05-0500-820000	Furniture and Equipment	0	0	12,086	0	0	0
Total Capital Outlay		0	0	12,086	0	0	0
Total Expenditures		1,510,426	1,622,228	2,140,152	1,937,376	1,937,376	1,937,376

Douglas County, Oregon
General Fund
Planning

PERSONNEL SERVICES					
	Actual	Actual	Revised	Budget	
	FTE	FTE	FTE	FY 23-24	
	<u>FY 20-21</u>	<u>FY 21-22</u>	<u>FY 22-23</u>	<u>FTE</u>	<u>Amount</u>
Planning Director	1.00	1.00	1.00	1.00	111,608
Planning Manager	1.00	1.00	1.00	1.00	95,251
Senior Planner	3.00	3.00	3.00	3.00	230,872
Planner 2	1.00	1.00	1.00	1.00	56,950
Planning Technical Manager	1.00	1.00	1.00	1.00	78,104
Planning Technician 3	1.00	2.00	2.00	2.00	101,117
Planning Technician 2	2.00	1.00	1.00	1.00	43,983
Planning Technician 1	2.00	2.00			
Regulation Specialist			1.00	1.00	66,123
Onsite Wastewater Permit Tech			1.00		
Environmental Health Specialist 1			1.00		
Environmental Inspection Spec	1.00	1.00			
Senior Sanitarian	1.00	1.00	1.00		
Business Administrative Coordinator		1.00	1.00	1.00	65,582
Executive Administrative Assistant	1.00				
Office Manager 1			1.00	1.00	38,667
Senior Department Assistant	<u>1.00</u>	<u>1.50</u>	<u>1.50</u>	<u>1.50</u>	<u>54,498</u>
Total Regular	<u>16.00</u>	<u>16.50</u>	<u>17.50</u>	<u>14.50</u>	<u>942,755</u>
Temporary					20,000
PERS		42.99%, 50.42%			432,823
Social Security		7.65%			73,651
Paid Family & Med Leave Ins		0.40%			3,851
Worker's Compensation		0.50%			4,814
Unemployment		0.50%			3,851
Medical & Dental Insurance		Varied			<u>284,761</u>
Total Personnel Services					<u><u>1,766,506</u></u>

SURVEYOR



Douglas County, Oregon
General Fund
Surveyor (0450)

Department Overview

	Actual FY 19-20	Actual FY 20-21	Actual FY 21-22	Revised Budget FY 22-23	Proposed FY 23-24	Approved FY 23-24	Adopted FY 23-24
<u>GENERAL OPERATIONS</u>							
<u>RESOURCES</u>							
Charges and Fees	114,923	101,392	95,706	95,500	95,500	95,500	95,500
<u>REQUIREMENTS</u>							
Personnel Services	291,041	296,658	289,804	515,468	575,172	575,172	575,172
Materials and Services	11,177	15,829	13,060	46,400	50,100	50,100	50,100
Capital Outlay	1,682	1,771	7,611	15,000			
Total	303,900	314,258	310,475	576,868	625,272	625,272	625,272
General Resource Contribution Required	188,977	212,866	214,769	481,368	529,772	529,772	529,772
<u>CORNER PRESERVATION DEDICATED FUNDS</u>							
<u>RESOURCES</u>							
Beginning Balance - Restricted Use	172,252	192,577	175,233	142,000	150,000	150,000	150,000
Intergovernmental Revenues			65,788				
Charges and Fees	148,761	192,555	164,300	145,000	145,000	145,000	145,000
Total	321,013	385,132	405,321	287,000	295,000	295,000	295,000
<u>REQUIREMENTS</u>							
Personnel Services	126,218	129,913	139,089	184,407	177,501	177,501	177,501
Materials and Services	6,204	28,769	14,363	19,800	26,000	26,000	26,000
Capital Outlay		53,219					
Total	132,422	211,901	153,452	204,207	203,501	203,501	203,501
Interest Allocated to Corner Preservation	3,986	2,002	1,379				
Ending Balance - Restricted Use	192,577	175,233	253,248	82,793	91,499	91,499	91,499
<u>TOTAL DEPARTMENT</u>							
Revenues	263,684	293,947	325,794	240,500	240,500	240,500	240,500
Requirements:							
Personnel Services	417,259	426,571	428,893	699,875	752,673	752,673	752,673
Materials and Services	17,381	44,598	27,423	66,200	76,100	76,100	76,100
Capital Outlay	1,682	54,990	7,611	15,000		0	0
Total Expenditures	436,322	526,159	463,927	781,075	828,773	828,773	828,773
Staffing FTE	5.40	5.40	5.40	6.40	6.40	6.40	6.40

Douglas County, Oregon
General Fund
Surveyor

Department Detail

		Actual	Actual	Revised	Proposed	Approved	Adopted
		FY 20-21	FY 21-22	Budget FY 22-23	FY 23-24	FY 23-24	FY 23-24
1000-05-0450-205000	Fees Services & Charges	96,800	90,500	90,000	90,000	90,000	90,000
1000-05-0450-205008	Corner Preservation Fees	192,556	164,300	145,000	145,000	145,000	145,000
1000-05-0450-227000	Printing Services	3,981	4,575	5,000	5,000	5,000	5,000
1000-05-0450-325304	St/Fed OR OEM FEMA	0	65,788	0	0	0	0
1000-05-0450-387900	Miscellaneous Revenues	610	631	500	500	500	500
Total Revenue		293,947	325,794	240,500	240,500	240,500	240,500
1000-05-0450-400000	Regular Employees	235,385	244,766	351,649	396,582	396,582	396,582
1000-05-0450-403000	Temporary Employees	0	3,795	31,566	15,000	15,000	15,000
1000-05-0450-450000	PERS	92,765	94,112	171,989	188,999	188,999	188,999
1000-05-0450-451000	Social Security	17,295	18,432	29,316	31,486	31,486	31,486
1000-05-0450-451500	Paid Family & Med Leave Ins	0	0	766	1,647	1,647	1,647
1000-05-0450-452000	Worker's Compensation	1,173	870	1,342	2,058	2,058	2,058
1000-05-0450-453000	Unemployment	706	746	1,150	411	411	411
1000-05-0450-454000	Medical and Dental Insurance	79,247	66,172	112,097	116,490	116,490	116,490
Total Personnel Services		426,571	428,893	699,875	752,673	752,673	752,673
1000-05-0450-509900	Other Professional Services	118	0	1,000	1,000	1,000	1,000
1000-05-0450-606000	Tools	0	449	500	500	500	500
1000-05-0450-607000	Field Supplies	1,027	1,435	2,000	2,000	2,000	2,000
1000-05-0450-629500	Equipment-Noninventory	1,125	2,848	3,500	3,500	3,500	3,500
1000-05-0450-629502	Equipment-Noninv Computer Repl	0	737	5,000	5,000	5,000	5,000
1000-05-0450-629900	Other Materials and Supplies	6	848	2,500	2,500	2,500	2,500
1000-05-0450-646000	Software	9,287	0	11,100	11,100	11,100	11,100
1000-05-0450-646001	Software Rental	1,350	6,294	0	0	0	0
1000-05-0450-646002	Software Maintenance	4,800	0	6,000	6,000	6,000	6,000
1000-05-0450-650000	Interdept Vehicle Expense	21,986	7,097	11,500	17,000	17,000	17,000
1000-05-0450-651000	Equip/Vehicle Maint & Repair	0	0	4,500	4,500	4,500	4,500
1000-05-0450-651002	Equip/Vehicle Service Contract	0	0	200	200	200	200
1000-05-0450-668001	Communication Telephone	483	686	2,000	2,000	2,000	2,000
1000-05-0450-672001	Fire/Liab Interdept Charges	1,700	1,400	1,400	2,800	2,800	2,800
1000-05-0450-673000	Liability Claims	0	0	1,400	2,100	2,100	2,100
1000-05-0450-735000	Printing	1,883	2,539	3,000	3,000	3,000	3,000
1000-05-0450-740000	Office Supplies and Expenses	572	1,547	3,500	3,500	3,500	3,500

Douglas County, Oregon
 General Fund
 Surveyor

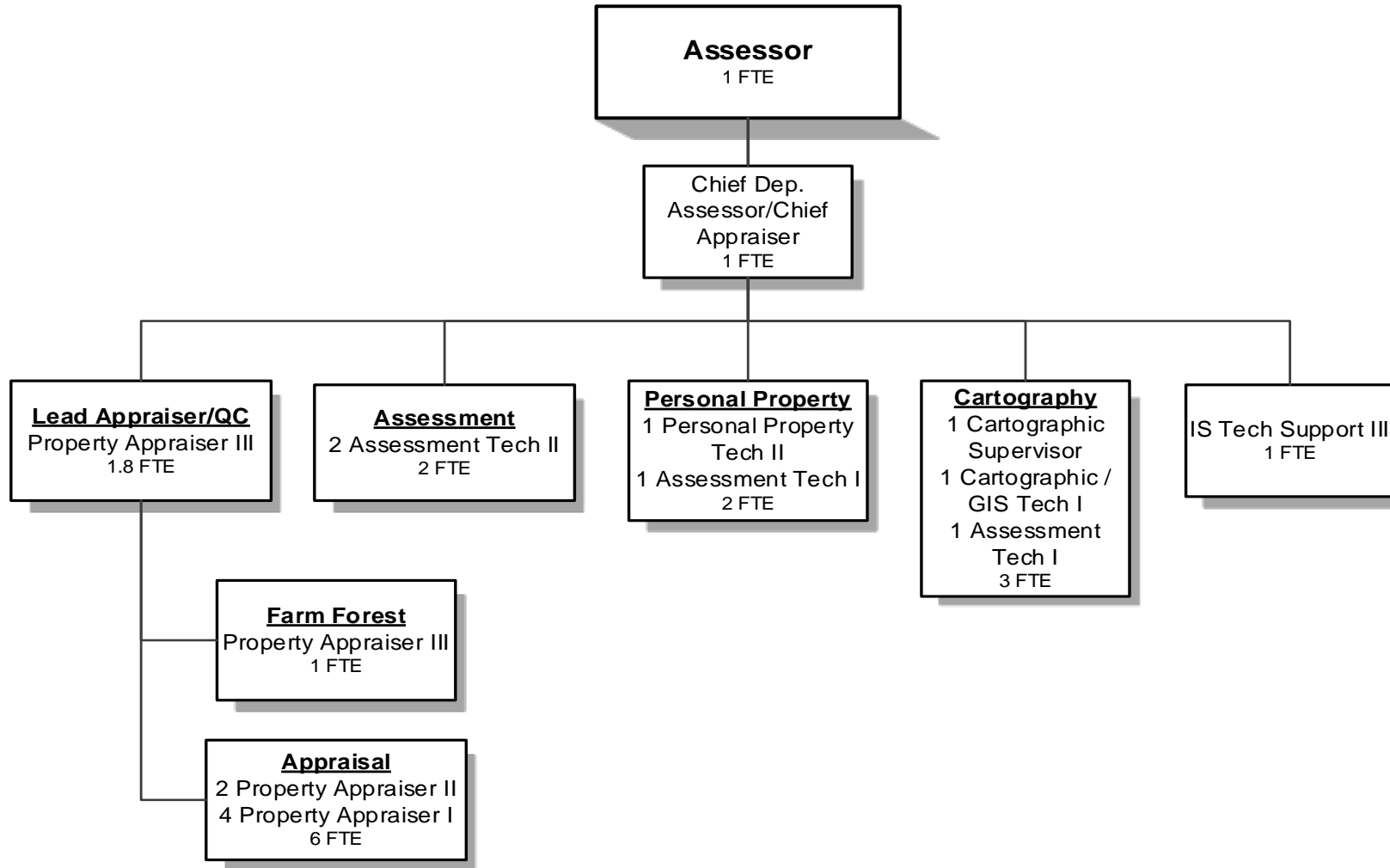
Department Detail

		Actual FY 20-21	Actual FY 21-22	Revised Budget FY 22-23	Proposed FY 23-24	Approved FY 23-24	Adopted FY 23-24
1000-05-0450-741000	Postage	61	85	300	300	300	300
1000-05-0450-742001	Photos and Copying Dup Svcs	0	0	200	200	200	200
1000-05-0450-742002	Microfilming Dup Svcs	0	315	400	400	400	400
1000-05-0450-755000	Travel	70	0	3,000	3,000	3,000	3,000
1000-05-0450-756000	Conventions Schools Seminars	0	765	2,000	3,500	3,500	3,500
1000-05-0450-758000	Dues and Memberships	130	378	1,100	1,900	1,900	1,900
1000-05-0450-785000	Pre-employment Testing	0	0	100	100	100	100
Total Materials and Services		44,598	27,423	66,200	76,100	76,100	76,100
1000-05-0450-820000	Furniture and Equipment Noninv	51,449	5,995	15,000	0	0	0
1000-05-0450-820099	Furniture and Equipment Noninv	3,541	1,616	0	0	0	0
Total Capital Outlay		54,990	7,611	15,000	0	0	0
Total Expenditures		526,159	463,927	781,075	828,773	828,773	828,773

Douglas County, Oregon
General Fund
Surveyor

PERSONNEL SERVICES					
	Actual	Actual	Revised	Budget	
	FTE	FTE	Budget	FY 23-24	
	FY 20-21	FY 21-22	FTE FY 22-23	FTE	Amount
Surveyor	1.00	1.00	1.00	1.00	85,966
Land Surveyor				1.00	77,834
Survey Supervisor			1.00		
Administrative Assistant	0.80	0.80	0.80	0.80	33,929
Survey Technician 3	2.00	2.00	2.00	2.00	113,545
Survey Technician 2	1.60	1.60	1.60	1.60	85,308
Total Regular	5.40	5.40	6.40	6.40	396,582
Temporary					15,000
PERS		42.99%, 50.42%			188,999
Social Security		7.65%			31,486
Paid Family & Med Leave Ins		0.40%			1,647
Worker's Compensation		0.50%			2,058
Unemployment		0.10%			411
Medical & Dental Insurance		Varied			116,490
Total Personnel Services					752,673

ASSESSOR



Douglas County, Oregon
 General Fund
 Assessor (0200)

Department Overview

	Actual FY 19-20	Actual FY 20-21	Actual FY 21-22	Revised Budget FY 22-23	Proposed FY 23-24	Approved FY 23-24	Adopted FY 23-24
<u>RESOURCES</u>							
Charges, Fees, Fines	14,509	29,547	25,232	21,730	15,575	15,575	15,575
Intergovernmental Revenue	538,242	497,277	410,911	450,000	350,000	350,000	350,000
Total	552,751	526,824	436,143	471,730	365,575	365,575	365,575
<u>REQUIREMENTS</u>							
Personnel Services	1,447,650	1,436,317	1,514,931	1,967,124	1,938,605	1,938,605	1,938,605
Materials and Services	191,763	112,031	194,858	264,205	225,685	225,685	225,685
Capital Outlay	31,649	16,916	10,176				
Total	1,671,062	1,565,264	1,719,965	2,231,329	2,164,290	2,164,290	2,164,290
<i>General Resource Contribution Required</i>	1,118,311	1,038,440	1,283,822	1,759,599	1,798,715	1,798,715	1,798,715
Staffing FTE	20.80	20.80	20.80	20.80	18.80	18.80	18.80

Douglas County, Oregon
General Fund
Assessor

Department Detail

		Actual FY 20-21	Actual FY 21-22	Revised Budget FY 22-23	Proposed FY 23-24	Approved FY 23-24	Adopted FY 23-24
1000-05-0200-225000	Computer Services	1,370	1,170	1,500	0	0	0
1000-05-0200-228002	Photocopy Services	63	86	30	75	75	75
1000-05-0200-229000	Late Filing Fees	15,692	7,863	10,000	10,000	10,000	10,000
1000-05-0200-289901	Charge for Svc-Software Services	0	0	9,000	5,000	5,000	5,000
1000-05-0200-345045	Shared Rev Assessor CAFFA	497,277	410,911	450,000	350,000	350,000	350,000
1000-05-0200-387010	Maps and Reports Sales Fees	322	263	200	0	0	0
1000-05-0200-387900	Miscellaneous Revenues	12,100	15,850	1,000	500	500	500
Total Revenue		526,824	436,143	471,730	365,575	365,575	365,575
1000-05-0200-400000	Regular Employees	794,694	840,459	1,057,251	1,045,067	1,045,067	1,045,067
1000-05-0200-405000	Overtime	0	228	0	0	0	0
1000-05-0200-450000	PERS	279,838	335,096	457,873	467,693	467,693	467,693
1000-05-0200-451000	Social Security	57,988	61,644	80,880	79,948	79,948	79,948
1000-05-0200-451500	Paid Family & Med Leave Ins	0	0	2,115	4,180	4,180	4,180
1000-05-0200-452000	Worker's Compensation	7,923	5,885	7,401	8,883	8,883	8,883
1000-05-0200-453000	Unemployment	4,768	5,044	6,344	4,180	4,180	4,180
1000-05-0200-454000	Medical and Dental Insurance	291,106	266,575	355,260	328,654	328,654	328,654
Total Personnel Services		1,436,317	1,514,931	1,967,124	1,938,605	1,938,605	1,938,605
1000-05-0200-509900	Other Professional Services	690	0	0	0	0	0
1000-05-0200-629500	Equipment-Noninventory	3,603	4,223	0	0	0	0
1000-05-0200-629502	Equipment-Noninv Computer Repl	0	941	5,100	5,450	5,450	5,450
1000-05-0200-646000	Software	19,225	17,754	17,230	13,660	13,660	13,660
1000-05-0200-646002	Software Maintenance	35,045	109,607	140,000	140,000	140,000	140,000
1000-05-0200-650000	Interdept Vehicle Expense	16,292	19,377	18,000	18,000	18,000	18,000
1000-05-0200-651000	Equip/Vehicle Maint & Repair	40	0	0	0	0	0
1000-05-0200-651002	Equip/Vehicle Service Contract	6,965	7,211	5,500	6,000	6,000	6,000
1000-05-0200-655000	Building & Grounds Maint	0	0	40,000	0	0	0
1000-05-0200-668001	Communication Telephone	951	889	1,275	675	675	675
1000-05-0200-672001	Fire/Liab Interdept Charges	12,000	9,500	9,400	13,700	13,700	13,700
1000-05-0200-740000	Office Supplies and Expenses	5,904	3,999	5,000	5,000	5,000	5,000
1000-05-0200-741000	Postage	6,185	7,787	6,000	6,000	6,000	6,000
1000-05-0200-742002	Microfilming Dup Svcs	0	5,710	3,000	3,000	3,000	3,000
1000-05-0200-750000	Subscriptions Books & Periodi	656	3,275	500	500	500	500
1000-05-0200-755000	Travel	0	541	2,500	2,500	2,500	2,500

Douglas County, Oregon
 General Fund
 Assessor

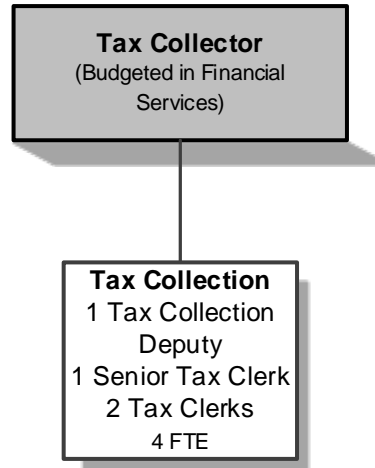
Department Detail

		Actual	Actual	Revised	Proposed	Approved	Adopted
		FY 20-21	FY 21-22	Budget	FY 23-24	FY 23-24	FY 23-24
				FY 22-23			
1000-05-0200-756000	Conventions Schools Seminars	1,745	1,130	7,500	7,500	7,500	7,500
1000-05-0200-758000	Dues and Memberships	2,730	2,594	3,000	3,500	3,500	3,500
1000-05-0200-785000	Pre-employment Testing	0	320	200	200	200	200
Total Materials and Services		112,031	194,858	264,205	225,685	225,685	225,685
1000-05-0200-820000	Furniture and Equipment	2,564	7,016	0	0	0	0
1000-05-0200-820099	Furniture and Equipment Noninv	14,352	3,160	0	0	0	0
Total Capital Outlay		16,916	10,176	0	0	0	0
Total Expenditures		1,565,264	1,719,965	2,231,329	2,164,290	2,164,290	2,164,290

Douglas County, Oregon
General Fund
Assessor

PERSONNEL SERVICES					
	Actual FTE FY 20-21	Actual FTE FY 21-22	Revised Budget FTE FY 22-23	Budget FY 23-24	
				Amount	
Assessor	1.00	1.00	1.00	1.00	94,557
IS Tech Support Analyst 3			1.00	1.00	96,815
IS Tech Support Analyst 1	1.00	1.00			
Chief Deputy Assessor/Chief Appraiser	1.00	1.00	1.00	1.00	83,970
Property Appraiser 4	1.00	1.00			
Property Appraiser 3	1.80	1.80	2.80	2.80	170,837
Property Appraiser 2	1.00	1.00	2.00	2.00	99,082
Property Appraiser 1	6.00	6.00	5.00	4.00	164,390
Personal Property Technician 2	1.00	1.00	1.00	1.00	48,845
Assessment Technician 2	3.00	2.00	2.00	2.00	89,737
Assessment Technician 1	2.00	3.00	3.00	2.00	81,649
Cartographic Supervisor	1.00	1.00	1.00	1.00	69,331
Cartographic/GIS Technician 1	1.00	1.00	1.00	1.00	45,854
Total Regular	20.80	20.80	20.80	18.80	1,045,067
PERS		42.99%, 50.42%			467,693
Social Security		7.65%			79,948
Paid Family & Med Leave Ins		0.40%			4,180
Worker's Compensation		0.85%			8,883
Unemployment		0.40%			4,180
Medical & Dental Insurance		Varied			328,654
Total Personnel Services					1,938,605

TAX COLLECTION



Douglas County, Oregon
 General Fund
 Tax Collection (0250)

Department Overview

	Actual FY 19-20	Actual FY 20-21	Actual FY 21-22	Revised Budget FY 22-23	Proposed FY 23-24	Approved FY 23-24	Adopted FY 23-24
<u>RESOURCES</u>							
Charges, Fees, Fines	19,872	22,096	16,477	14,800	14,800	14,800	14,800
<u>REQUIREMENTS</u>							
Personnel Services	224,714	219,946	292,859	369,995	394,348	394,348	394,348
Materials and Services	154,785	204,977	165,520	195,865	200,765	200,765	200,765
Total	379,499	424,923	458,379	565,860	595,113	595,113	595,113
General Resource Contribution Required	359,627	402,827	441,902	551,060	580,313	580,313	580,313
Staffing FTE	3.10	3.10	3.10	4.00	4.00	4.00	4.00

Douglas County, Oregon
General Fund
Tax Collection

Department Detail

		Actual	Actual	Revised	Proposed	Approved	Adopted
		FY 20-21	FY 21-22	Budget	FY 23-24	FY 23-24	FY 23-24
				FY 22-23			
1000-05-0250-205012	Manufactured Home Fee-County	7,704	7,656	7,000	7,000	7,000	7,000
1000-05-0250-228500	Foreclosure/NSF Fees	15,042	8,900	7,000	7,000	7,000	7,000
1000-05-0250-387900	Miscellaneous Revenues	1,350	0	800	800	800	800
1000-05-0250-387980	Misc Cash Over/Short	(2,000)	(79)	0	0	0	0
Total Revenue		22,096	16,477	14,800	14,800	14,800	14,800
1000-05-0250-400000	Regular Employees	127,109	165,301	197,170	209,693	209,693	209,693
1000-05-0250-403000	Temporary Employees	5,090	0	10,000	10,000	10,000	10,000
1000-05-0250-405000	Overtime	0	15	0	0	0	0
1000-05-0250-450000	PERS	37,760	65,994	82,181	90,146	90,146	90,146
1000-05-0250-451000	Social Security	9,687	12,140	15,849	16,807	16,807	16,807
1000-05-0250-451500	Paid Family & Med Leave Ins	0	0	414	879	879	879
1000-05-0250-452000	Worker's Compensation	659	579	725	1,098	1,098	1,098
1000-05-0250-453000	Unemployment	397	496	622	220	220	220
1000-05-0250-454000	Medical and Dental Insurance	39,244	48,334	63,034	65,505	65,505	65,505
Total Personnel Services		219,946	292,859	369,995	394,348	394,348	394,348
1000-05-0250-509900	Other Professional Services	11,648	11,937	20,000	20,000	20,000	20,000
1000-05-0250-629500	Equipment-Noninventory	1,599	1,264	1,950	4,300	4,300	4,300
1000-05-0250-629502	Equipment-Noninv Computer Repl	0	0	2,050	2,600	2,600	2,600
1000-05-0250-646000	Software	3,448	0	2,500	3,200	3,200	3,200
1000-05-0250-646002	Software Maintenance	40	50,895	45,000	55,500	55,500	55,500
1000-05-0250-650000	Interdept Vehicle Expense	0	0	250	250	250	250
1000-05-0250-668001	Communication Telephone	216	213	400	400	400	400
1000-05-0250-671555	Workers' Comp InterdeptCharges	0	925	0	0	0	0
1000-05-0250-672001	Fire/Liab Interdept Charges	1,100	1,000	800	1,600	1,600	1,600
1000-05-0250-691000	Tax Foreclosures	18,037	18,867	20,000	20,000	20,000	20,000
1000-05-0250-740000	Office Supplies and Expenses	9,681	11,885	12,000	12,000	12,000	12,000
1000-05-0250-741000	Postage	64,459	67,999	90,000	80,000	80,000	80,000
1000-05-0250-750000	Subscriptions Books & Periodi	165	165	165	165	165	165
1000-05-0250-755000	Travel	0	0	300	300	300	300
1000-05-0250-756000	Conventions Schools Seminars	0	0	300	300	300	300
1000-05-0250-758000	Dues and Memberships	0	370	150	150	150	150
1000-05-0250-785000	Pre-employment Testing	120	0	0	0	0	0
1000-05-0250-786500	Bank Card Fees	94,464	0	0	0	0	0
Total Materials and Services		204,977	165,520	195,865	200,765	200,765	200,765
Total Expenditures		424,923	458,379	565,860	595,113	595,113	595,113

Douglas County, Oregon
General Fund
Tax Collection

PERSONNEL SERVICES					
	Actual		Revised	Budget	
	FTE	FTE	Budget	FY 23-24	
	FY 20-21	FY 21-22	FTE FY 22-23	FTE	Amount
IS Tech Support Analyst 3	0.10	0.10			
Tax Collection Deputy	1.00	1.00	1.00	1.00	66,691
Senior Tax Clerk			1.00	1.00	53,322
Tax Clerk	2.00	2.00	2.00	2.00	89,680
Total Regular	3.10	3.10	4.00	4.00	209,693
Temporary					10,000
PERS		42.99%, 50.42%			90,146
Social Security		7.65%			16,807
Paid Family & Med Leave Ins		0.40%			879
Worker's Compensation		0.50%			1,098
Unemployment		0.10%			220
Medical & Dental Insurance		Varied			65,505
Total Personnel Services					394,348

Douglas County, Oregon
General Fund
Operating Contingency (9490)

	Actual FY 19-20	Actual FY 20-21	Actual FY 21-22	Revised Budget FY 22-23	Proposed FY 23-24	Approved FY 23-24	Adopted FY 23-24
<i>OPERATING CONTINGENCY</i>				1,379,312	2,000,000	2,000,000	2,000,000



Historical Comparison:

	Adopted Budget		
	FY 19-20	FY 20-21	FY 21-22
Operating Contingency	1,387,448	2,290,757	1,319,582

Additional Information

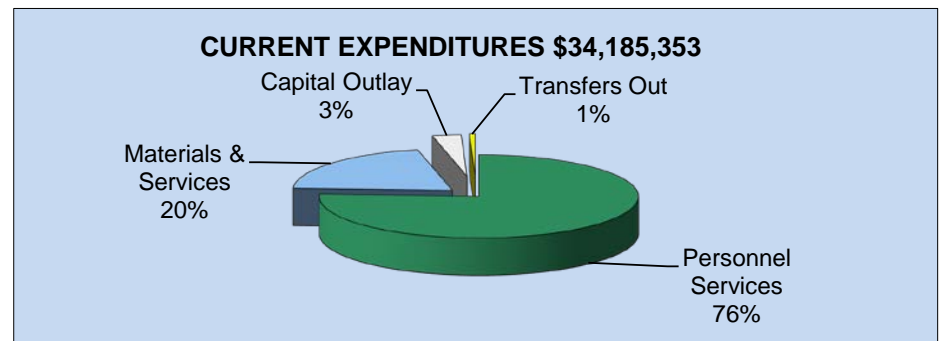
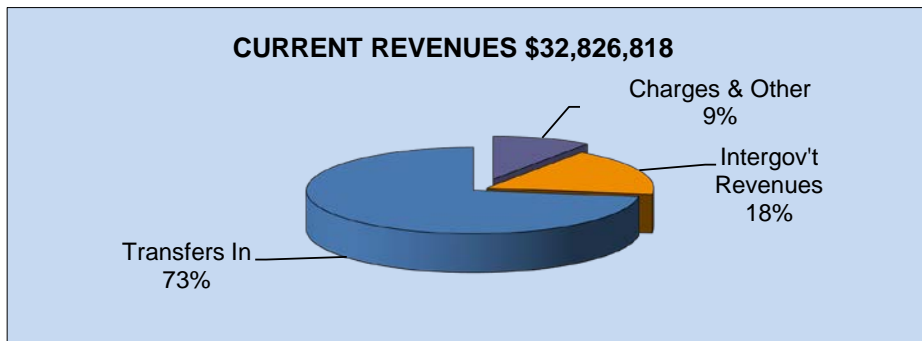
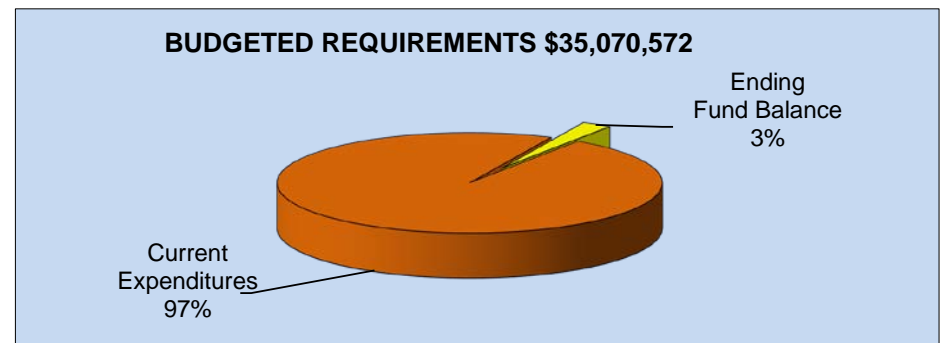
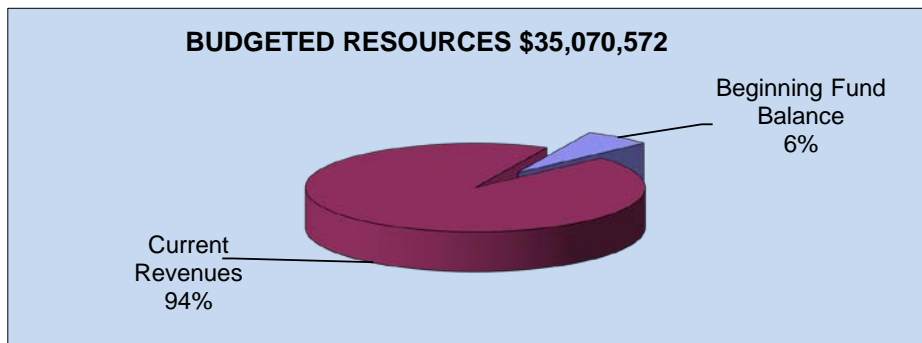
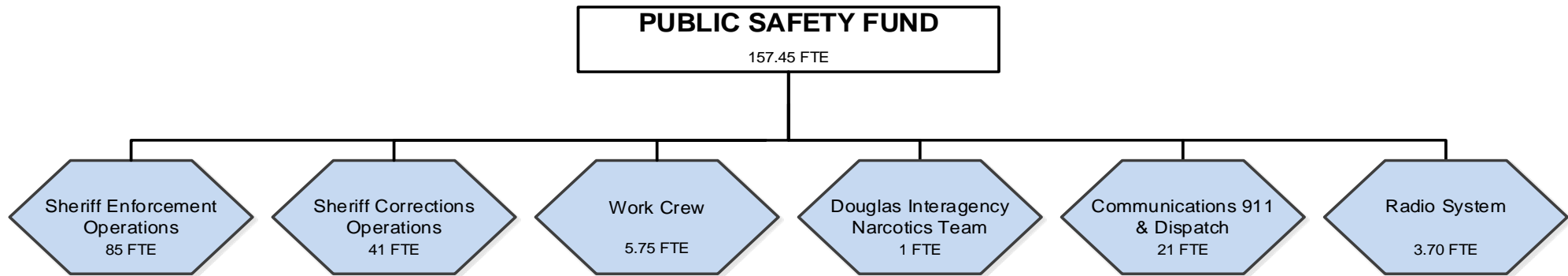
Contingency appropriations are authorized by ORS 294.435 to provide a resource for occurrences which cannot be foreseen at the time of budget preparation. Authorization by the Board of Commissioners is required prior to the use of these funds. When authorization is granted, appropriations are transferred from the contingency appropriation to the designated expenditure appropriation. No expenditures are made directly from the contingency account.

Douglas County, Oregon
 General Fund
 Transfers Out (Nondepartmental) (9500)

	Actual FY 19-20	Actual FY 20-21	Actual FY 21-22	Revised Budget FY 22-23	Proposed FY 23-24	Approved FY 23-24	Adopted FY 23-24
TRANSFERS OUT TO:							
Dog Control Fund	130,000	140,000	167,000	352,493	452,893	452,893	452,893
County Fair Board Fund					544,992	544,992	544,992
Health and Social Services Fund	874,970	889,524	1,067,929	1,172,814	1,154,857	1,154,857	1,154,857
Public Safety Fund	6,763,000	9,511,070	10,716,000	12,221,900	13,868,291	13,868,291	13,868,291
Predator Damage Control District	64,921	67,991		70,000	200,000	200,000	200,000
Fleet Management Fund					250,000	250,000	250,000
Total	7,832,891	10,608,585	11,950,929	13,817,207	16,471,033	16,471,033	16,471,033

Douglas County, Oregon
 General Fund
 Additions to Notes Receivable (9700)

	Actual FY 19-20	Actual FY 20-21	Actual FY 21-22	Revised Budget FY 22-23	Proposed FY 23-24	Approved FY 23-24	Adopted FY 23-24
Additions to Notes Receivable				100,000	100,000	100,000	100,000
Total				100,000	100,000	100,000	100,000



Douglas County, Oregon
Public Safety Fund (2200)

Summary

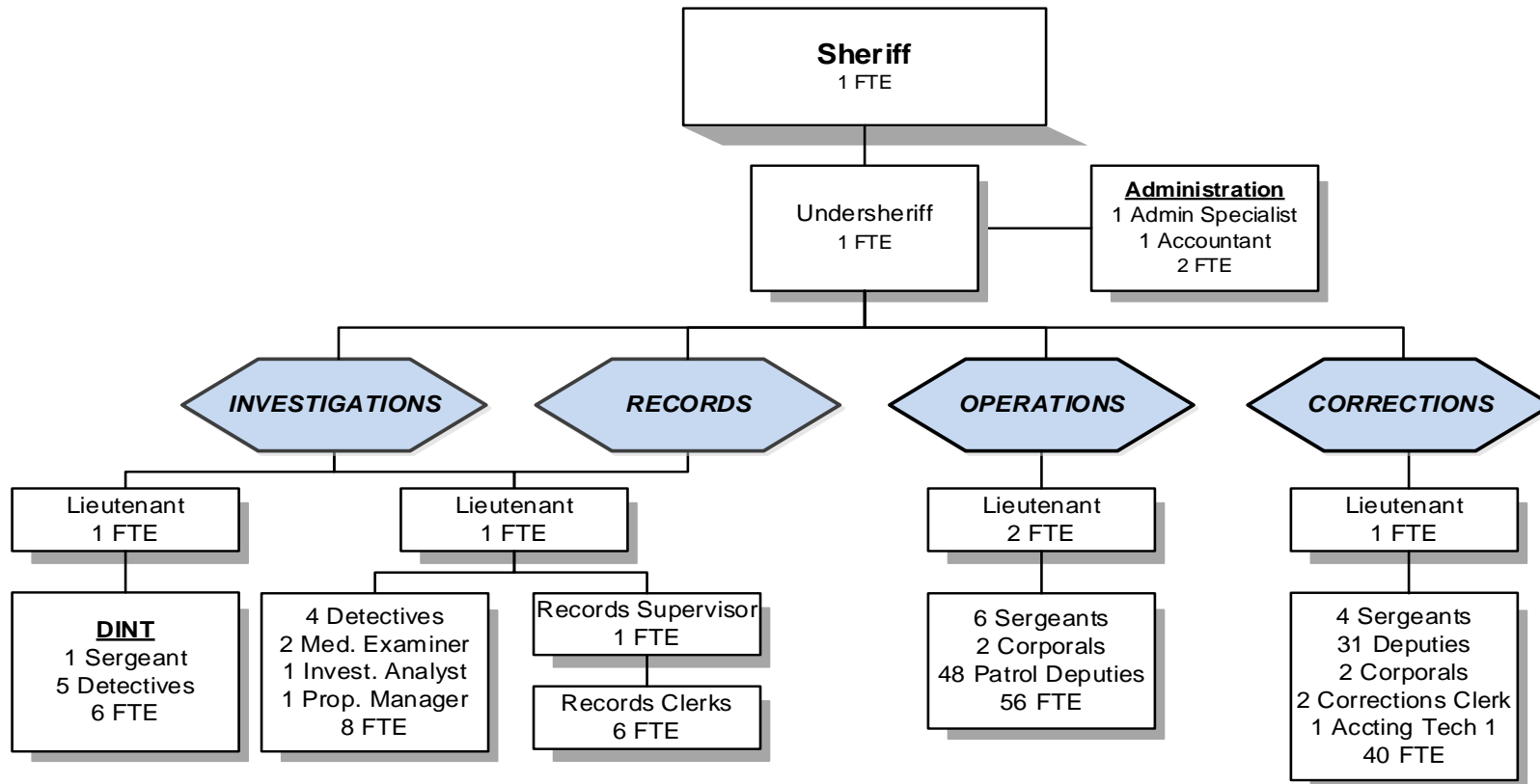
	Actual FY 19-20	Actual FY 20-21	Actual FY 21-22	Revised Budget FY 22-23	Proposed FY 23-24	Approved FY 23-24	Adopted FY 23-24
<u>RESOURCES</u>							
Beginning Fund Balance	4,507,258	3,003,753	3,010,765	3,971,768	2,243,754	2,243,754	2,243,754
Revenues:							
Charges, Fees, Fines, Other	2,863,111	2,794,677	2,878,427	3,069,382	3,149,143	3,149,143	3,149,143
Intergovernmental Revenues	5,912,733	6,482,971	5,184,391	6,469,737	5,823,637	5,823,637	5,823,637
Transfers In: General Fund	6,763,000	9,511,070	10,716,000	12,221,900	13,868,291	13,868,291	13,868,291
Public Works	6,310,000	6,390,000	6,810,000	8,017,649	9,660,862	9,660,862	9,660,862
Title III	167,138	137,759	146,890	125,915	131,660	131,660	131,660
Government Relief Fund			2,403,925	971,599			
Solid Waste	178,437	157,040	167,086	177,623	193,225	193,225	193,225
Total Revenues	22,194,419	25,473,517	28,306,719	31,053,805	32,826,818	32,826,818	32,826,818
TOTAL RESOURCES	26,701,677	28,477,270	31,317,484	35,025,573	35,070,572	35,070,572	35,070,572
<u>REQUIREMENTS</u>							
Personnel Services	18,653,408	19,201,473	20,498,662	22,836,904	25,926,124	25,926,124	25,926,124
Materials and Services	4,826,665	5,385,234	5,055,818	7,356,516	7,063,639	7,063,639	7,063,639
Capital Outlay	217,851	879,798	411,316	3,794,931	994,632	994,632	994,632
Transfers Out - General Fund				155,709	200,958	200,958	200,958
Total Expenditures	23,697,924	25,466,505	25,965,796	34,144,060	34,185,353	34,185,353	34,185,353
Ending Fund Balance	3,003,753	3,010,765	5,351,688	881,513	885,219	885,219	885,219
TOTAL REQUIREMENTS	26,701,677	28,477,270	31,317,484	35,025,573	35,070,572	35,070,572	35,070,572
Change in Fund Balance	(1,503,505)	7,012	2,340,923	(3,090,255)	(1,358,535)	(1,358,535)	(1,358,535)
Staffing FTE	147.95	146.95	153.45	156.45	157.45	157.45	157.45

Douglas County, Oregon
Public Safety Fund

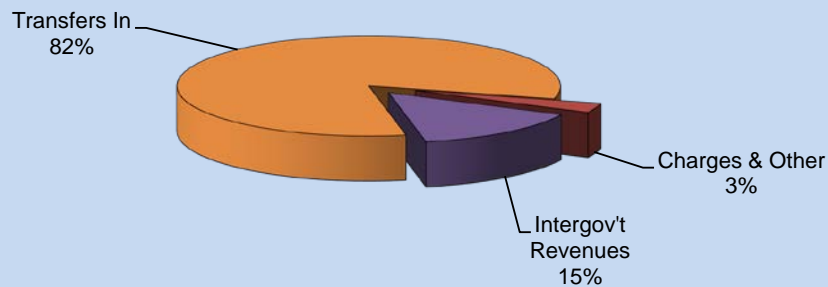
Summary by Department

	FY 23-24					Total Public Safety Fund
	Sheriff	Work Crew	DINT	Communications 911 & Dispatch	Radio System	
Beginning Fund Balance			1,100,000	666,754	477,000	2,243,754
Revenues and Transfers In:						
Intergovernmental Revenues	4,132,750	5,000	672,940	1,012,947		5,823,637
Charges, Fees, Fines and All Other	867,500	598,600	152,000	1,165,025	366,018	3,149,143
Transfers In:						
General Fund	13,298,745	23,970	166,460		379,116	13,868,291
Public Works Fund	9,600,862				60,000	9,660,862
Title III Fund	131,660					131,660
Government Relief Fund						
Solid Waste Fund	193,225					193,225
Total Revenues & Transfers In	28,224,742	627,570	991,400	2,177,972	805,134	32,826,818
TOTAL RESOURCES	28,224,742	627,570	2,091,400	2,844,726	1,282,134	35,070,572
Expenditures:						
Personnel Services	21,364,798	543,443	351,213	2,996,246	670,424	25,926,124
Materials and Services	5,663,045	84,127	654,010	149,600	512,857	7,063,639
Capital Outlay	80,800			436,832	477,000	994,632
Transfer Out - General Fund			200,958			200,958
	27,108,643	627,570	1,206,181	3,582,678	1,660,281	34,185,353
Reimbursement to Communications	737,952			(737,952)		
Reimbursement to Radio	378,147				(378,147)	
Total Expenditures	28,224,742	627,570	1,206,181	2,844,726	1,282,134	34,185,353
Ending Fund Balance			885,219			885,219
TOTAL REQUIREMENTS	28,224,742	627,570	2,091,400	2,844,726	1,282,134	35,070,572
Staffing FTE	126.00	5.75	1.00	21.00	3.70	157.45

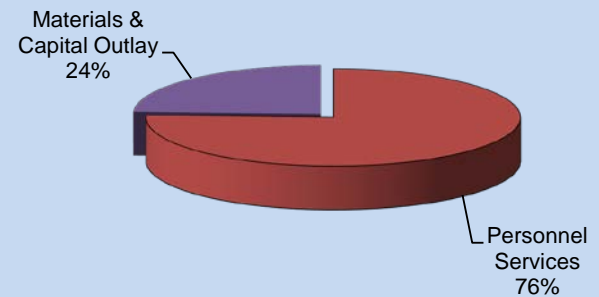
SHERIFF ENFORCEMENT & CORRECTIONS



CURRENT YEAR REVENUES \$28,224,742



CURRENT YEAR EXPENDITURES \$28,224,742



Douglas County, Oregon
Public Safety Fund
Sheriff Enforcement and Corrections (1000/1100)

Department Overview

	Actual FY 19-20	Actual FY 20-21	Actual FY 21-22	Revised Budget FY 22-23	Proposed FY 23-24	Approved FY 23-24	Adopted FY 23-24
<u>RESOURCES</u>							
Beginning Fund Balance	2,526,092	769,157	428,849	254,240			
Transfers In: General Fund	6,700,000	9,511,070	10,716,000	11,820,606	13,298,745	13,298,745	13,298,745
Public Works	6,250,000	6,330,000	6,750,000	7,957,649	9,600,862	9,600,862	9,600,862
Title III	167,138	137,759	146,890	125,915	131,660	131,660	131,660
Government Relief			185,287	456,161			
Solid Waste	178,437	157,040	167,086	177,623	193,225	193,225	193,225
Total Transfers In	13,295,575	16,135,869	17,965,263	20,537,954	23,224,492	23,224,492	23,224,492
Intergovernmental Revenues	1,407,679	1,895,571	1,269,741	1,351,355	1,376,019	1,376,019	1,376,019
Sheriff Patrol Contracts	1,415,406	1,459,519	1,300,139	1,709,593	1,652,906	1,652,906	1,652,906
DOC Corrections Contract	1,968,494	1,027,220	1,041,345	1,041,345	1,103,825	1,103,825	1,103,825
All Other Revenues:							
Enforcement Division	585,614	553,183	665,399	463,500	484,500	484,500	484,500
Correction Division	447,312	347,135	397,360	506,000	383,000	383,000	383,000
Total Revenue	19,120,080	21,418,497	22,639,247	25,609,747	28,224,742	28,224,742	28,224,742
TOTAL RESOURCES	21,646,172	22,187,654	23,068,096	25,863,987	28,224,742	28,224,742	28,224,742
<u>REQUIREMENTS</u>							
Enforcement Division	13,275,124	13,878,168	14,558,925	17,006,285	18,757,699	18,757,699	18,757,699
Corrections Division	7,601,891	7,880,637	7,954,416	8,857,702	9,467,043	9,467,043	9,467,043
Total Expenditures	20,877,015	21,758,805	22,513,341	25,863,987	28,224,742	28,224,742	28,224,742
Ending Fund Balance	769,157	428,849	554,755				
TOTAL REQUIREMENTS	21,646,172	22,187,654	23,068,096	25,863,987	28,224,742	28,224,742	28,224,742
Staffing FTE: Enforcement	77.50	76.50	82.00	85.00	85.00	85.00	85.00
Corrections	40.00	40.00	41.00	41.00	41.00	41.00	41.00
Total	117.50	116.50	123.00	126.00	126.00	126.00	126.00

Capital Outlay detailed on pages 122 and 126

SHERIFF DETAILED REVENUES

Douglas County, Oregon
Public Safety Fund
Sheriff Revenues

Department Detail

		Actual FY 20-21	Actual FY 21-22	Revised Budget FY 22-23	Proposed FY 23-24	Approved FY 23-24	Adopted FY 23-24
2200-10-1000-208000	Sheriff Paper Service Fees	43,001	75,688	110,000	110,000	110,000	110,000
2200-10-1000-208001	Sheriff Accident Reports	4,770	15,416	5,000	6,000	6,000	6,000
2200-10-1000-208003	Sheriff Vehicle Tow Fees	10,000	10,900	8,000	8,000	8,000	8,000
2200-10-1000-208004	Sheriff Fingerprinting	9,075	10,709	8,000	8,000	8,000	8,000
2200-10-1000-208005	Sheriff Fingerprinting-OSP	26,820	5,995	0	0	0	0
2200-10-1000-290001	Liquor Licenses	1,900	650	2,500	2,000	2,000	2,000
2200-10-1000-299000	Concealed Weapons Permit	240,730	258,115	180,000	200,000	200,000	200,000
2200-10-1000-300000	Court Fines	55,927	59,484	50,000	50,000	50,000	50,000
2200-10-1000-302000	Jail Statutory Assessment	78,847	74,659	75,000	75,000	75,000	75,000
2200-10-1000-303000	Restitution	575	1,382	1,500	1,500	1,500	1,500
2200-10-1000-319000	Fed-Other Assistance	0	0	22,768	0	0	0
2200-10-1000-319013	Fed-US Forest Service	0	0	53,000	0	0	0
2200-10-1000-319020	Fed-US Dept of Justice	16,395	18,993	27,000	0	0	0
2200-10-1000-324000	St/Fed Dept of Transportation	6,598	8,272	8,000	0	0	0
2200-10-1000-324001	St/Fed ODOT Seat Belt Program	8,428	819	5,000	5,000	5,000	5,000
2200-10-1000-324002	St/Fed ODOT Speed Enforcement	4,570	3,360	3,000	3,000	3,000	3,000
2200-10-1000-325301	St/Fed OEM Emerg Mgmt Asst	93	0	0	0	0	0
2200-10-1000-325303	St/Fed OEM Homeland Secur Prog	56,641	4,266	0	0	0	0
2200-10-1000-325304	St/Fed OR OEM FEMA	0	24,180	0	0	0	0
2200-10-1000-326100	St/Fed DAS COVID19 CARES	431,790	0	0	0	0	0
2200-10-1000-335001	State OPRD ATV Grant	196,914	213,614	212,711	265,915	265,915	265,915
2200-10-1000-335100	State OR State Marine Board	251,641	266,178	266,178	245,000	245,000	245,000
2200-10-1000-338008	State OR Dept of Forestry	87,158	0	0	0	0	0
2200-10-1000-339500	Local Assistance	25,000	0	0	0	0	0
2200-10-1000-339503	Local Asst OR Snowmobile Assoc	10,000	10,000	10,000	2,500	2,500	2,500
2200-10-1000-345074	Shared Rev Cities Part Fines	13,244	6,570	7,000	0	0	0
2200-10-1000-355050	Cost Share Sheriff Patrol	1,459,519	1,300,139	1,709,593	1,652,906	1,652,906	1,652,906
2200-10-1000-380000	Interest General Investments	1,003	110	0	0	0	0
2200-10-1000-384000	Contributions and Donations	12,400	77,709	1,000	5,500	5,500	5,500
2200-10-1000-387000	Other Sales	1,475	1,984	0	0	0	0
2200-10-1000-387080	Sale of Inventory	0	6,001	0	5,000	5,000	5,000
2200-10-1000-387085	Sale of Surplus (noninv)	12,651	31,029	0	0	0	0
2200-10-1000-387500	Expense Reimbursements	0	15,996	0	0	0	0
2200-10-1000-387522	Jury/Witness Exp Reimbursemnts	74	97	0	0	0	0
2200-10-1000-387900	Miscellaneous Revenues	30,273	6,400	7,500	3,500	3,500	3,500

Douglas County, Oregon
Public Safety Fund
Sheriff Revenues

Department Detail

		Actual FY 20-21	Actual FY 21-22	Revised Budget FY 22-23	Proposed FY 23-24	Approved FY 23-24	Adopted FY 23-24
2200-10-1000-387950	Misc ATV Safety Diversion	10,475	13,200	15,000	10,000	10,000	10,000
2200-10-1000-387980	Misc Cash Over/Short	37	0	0	0	0	0
2200-10-1000-387990	Misc Subrogating Claim Recovry	13,200	0	0	0	0	0
2200-10-1000-387995	Misc NSF Checks	(50)	(125)	0	0	0	0
2200-10-1000-390100	Transfers From General Fund	9,511,070	10,716,000	11,820,606	13,298,745	13,298,745	13,298,745
2200-10-1000-390201	Transfers From Public Works	6,330,000	6,750,000	7,957,649	9,600,862	9,600,862	9,600,862
2200-10-1000-390216	Transfers From Title III	137,759	146,890	125,915	131,660	131,660	131,660
2200-10-1000-390218	Transfers From Government Relief Fund	0	185,287	456,161	0	0	0
2200-10-1000-390540	Transfers From Solid Waste	157,040	167,086	177,623	193,225	193,225	193,225
2200-10-1100-209000	Jail Fees	21,690	14,504	18,000	0	0	0
2200-10-1100-209001	State Prisoner Transport	2,376	3,056	2,000	2,000	2,000	2,000
2200-10-1100-209004	City Prisoners Room & Board	164,440	160,624	100,000	100,000	100,000	100,000
2200-10-1100-209006	SB395 Housing Fees	66,073	82,822	70,000	15,000	15,000	15,000
2200-10-1100-303000	Restitution	1,277	1,193	1,000	1,000	1,000	1,000
2200-10-1100-303100	Opioids Settlement	0	0	250,000	200,000	200,000	200,000
2200-10-1100-319020	Fed-US Dept of Justice	19,674	0	0	146,114	146,114	146,114
2200-10-1100-319050	Fed-US Social Security Admin	6,200	8,000	7,200	3,000	3,000	3,000
2200-10-1100-326000	St/Fed OR Criminal Justice Com	56,550	0	0	0	0	0
2200-10-1100-336001	State DOC Grant in Aid	1,027,220	1,041,345	1,041,345	1,103,825	1,103,825	1,103,825
2200-10-1100-338006	State OR Criminal Justice Comm	704,675	705,489	729,498	705,490	705,490	705,490
2200-10-1100-387020	Commissary Sales	37,321	39,550	25,000	25,000	25,000	25,000
2200-10-1100-387900	Miscellaneous Revenues	0	1,000	0	0	0	0
2200-10-1100-387925	Misc Pay Phones	53,958	94,611	40,000	40,000	40,000	40,000
Total Revenues		21,418,497	22,639,247	25,609,747	28,224,742	28,224,742	28,224,742

SHERIFF ENFORCEMENT DETAILED EXPENDITURES

Douglas County, Oregon
Public Safety Fund
Sheriff Enforcement

Department Detail

		Actual	Actual	Revised	Proposed	Approved	Adopted
		FY 20-21	FY 21-22	Budget FY 22-23	FY 23-24	FY 23-24	FY 23-24
2200-10-1000-400000	Regular Employees	5,381,584	5,519,373	6,299,870	7,261,756	7,261,756	7,261,756
2200-10-1000-403000	Temporary Employees	143,326	155,929	208,267	210,000	210,000	210,000
2200-10-1000-405000	Overtime	445,583	516,168	536,500	600,500	600,500	600,500
2200-10-1000-450000	PERS	2,350,701	2,815,210	3,310,454	3,906,466	3,906,466	3,906,466
2200-10-1000-451000	Social Security	449,373	466,373	548,634	617,528	617,528	617,528
2200-10-1000-451500	Paid Family & Med Leave Ins	0	0	14,239	32,289	32,289	32,289
2200-10-1000-452000	Worker's Compensation	178,398	123,829	141,986	173,554	173,554	173,554
2200-10-1000-453000	Unemployment	53,734	55,724	64,020	56,506	56,506	56,506
2200-10-1000-454000	Medical and Dental Insurance	1,569,878	1,542,719	1,777,048	1,890,351	1,890,351	1,890,351
Total Personnel Services		10,572,577	11,195,325	12,901,018	14,748,950	14,748,950	14,748,950
2200-10-1000-500000	Legal Services	11,749	5,595	20,000	20,000	20,000	20,000
2200-10-1000-509900	Other Professional Services	2,693	36,584	33,500	33,500	33,500	33,500
2200-10-1000-533000	Volunteer Services Contracts	411	0	1,000	1,000	1,000	1,000
2200-10-1000-570001	Inv & Pro Evidence Procurement	1,462	3,901	1,500	1,500	1,500	1,500
2200-10-1000-570050	Inv & Pro K-9 Patrol	955	25,014	1,000	5,000	5,000	5,000
2200-10-1000-572001	Crime Prev Neighborhood Watch	255	83	2,000	2,000	2,000	2,000
2200-10-1000-615000	Uniforms and Uniform Allowance	26,000	58,356	42,000	65,000	65,000	65,000
2200-10-1000-615001	Uniform Bullet Proof Vests	18,122	14,699	32,500	45,000	45,000	45,000
2200-10-1000-616000	Ammunition	15,761	51,870	35,000	45,000	45,000	45,000
2200-10-1000-620000	Food and Meals	3,680	3,242	5,200	5,200	5,200	5,200
2200-10-1000-629500	Equipment-Noninventory	77,362	75,386	103,500	112,500	112,500	112,500
2200-10-1000-629502	Equipment-Noninv Computer Repl	8,306	11,472	66,400	44,950	44,950	44,950
2200-10-1000-629900	Other Materials and Supplies	121,629	112,337	135,925	125,500	125,500	125,500
2200-10-1000-629954	Other M&S Volunteer Expenses	964	0	2,500	2,500	2,500	2,500
2200-10-1000-646000	Software	112,406	98,201	170,788	212,950	212,950	212,950
2200-10-1000-646002	Software Maintenance	30,126	18,546	48,220	24,000	24,000	24,000
2200-10-1000-650000	Interdept Vehicle Expense	1,128,820	1,311,067	1,390,770	1,448,000	1,448,000	1,448,000
2200-10-1000-651000	Equip/Vehicle Maint & Repair	15,831	3,780	9,600	8,500	8,500	8,500
2200-10-1000-651002	Equip/Vehicle Service Contract	22,335	35,950	21,000	35,000	35,000	35,000
2200-10-1000-651080	Equip/Veh M&R Ofc DP Equip	1,319	0	1,500	18,000	18,000	18,000
2200-10-1000-655000	Building and Grounds Maint	40,588	6,424	15,000	15,000	15,000	15,000
2200-10-1000-655010	B&G Maint Structural M&F	0	0	65,000	80,000	80,000	80,000
2200-10-1000-668001	Communication Telephone	18,334	18,880	25,000	22,000	22,000	22,000
2200-10-1000-668010	Communication Internet	2,903	3,264	3,500	6,000	6,000	6,000

Douglas County, Oregon
Public Safety Fund
Sheriff Enforcement

Department Detail

		Actual FY 20-21	Actual FY 21-22	Revised Budget FY 22-23	Proposed FY 23-24	Approved FY 23-24	Adopted FY 23-24
2200-10-1000-668016	Communication Wireless Data	62,413	68,485	77,000	80,000	80,000	80,000
2200-10-1000-668500	Utilities	5,610	5,421	4,600	7,500	7,500	7,500
2200-10-1000-671503	Work Comp Volunteer Injury Cmp	1,165	3,009	2,500	2,500	2,500	2,500
2200-10-1000-671555	Workers' Comp InterdeptCharges	18,801	12,021	6,000	6,000	6,000	6,000
2200-10-1000-672001	Fire/Liab Interdept Charges	73,549	95,000	95,000	181,350	181,350	181,350
2200-10-1000-672002	Fire/Liability Liability Ins	175	0	0	0	0	0
2200-10-1000-673000	Liability Claims	7,813	12,941	6,000	6,000	6,000	6,000
2200-10-1000-680000	Laundry and Dry Cleaning	9,808	6,322	22,500	15,000	15,000	15,000
2200-10-1000-687000	Laboratory and Testing	0	874	3,000	3,000	3,000	3,000
2200-10-1000-740000	Office Supplies and Expenses	15,991	18,398	26,000	26,000	26,000	26,000
2200-10-1000-741000	Postage	11,860	10,581	14,100	1,200	1,200	1,200
2200-10-1000-742001	Photos and Copying Dup Svcs	27	0	0	0	0	0
2200-10-1000-750000	Subscriptions Books & Periodi	314	2,008	950	1,900	1,900	1,900
2200-10-1000-755000	Travel	12,972	16,647	16,500	21,000	21,000	21,000
2200-10-1000-756000	Conventions Schools Seminars	33,096	32,420	64,865	67,500	67,500	67,500
2200-10-1000-758000	Dues and Memberships	1,573	1,584	1,550	1,800	1,800	1,800
2200-10-1000-785000	Pre-employment Testing	9,701	9,339	15,000	20,000	20,000	20,000
2200-10-1000-786500	Bank Card Fees	4,053	4,781	5,000	5,000	5,000	5,000
2200-10-1000-790000	Miscellaneous	25,740	19,179	22,000	22,000	22,000	22,000
Total Materials and Services		1,956,672	2,213,661	2,614,968	2,845,850	2,845,850	2,845,850

Douglas County, Oregon
Public Safety Fund
Sheriff Enforcement

Department Detail

		Actual FY 20-21	Actual FY 21-22	Revised Budget FY 22-23	Proposed FY 23-24	Approved FY 23-24	Adopted FY 23-24
2200-10-1000-810000	Buildings and Improvements	0	0	120,000	0	0	0
2200-10-1000-820000	Furniture and Equipment	47,244	18,651	80,768	0	0	0
2200-10-1000-820099	Furniture and Equipment Noninv	171,277	94,308	0	0	0	0
2200-10-1000-830000	Vehicles and Heavy Equipment	12,567	0	12,000	46,800	46,800	46,800
2200-10-1000-830099	Veh & Heavy Equip Noninv	0	4,881	0	0	0	0
2200-10-1000-880000	Work in Progress	85,185	99,720	219,000	0	0	0
Total Capital Outlay		316,273	217,560	431,768	46,800	46,800	46,800
Total Before Intrafund Transfer		12,845,522	13,626,546	15,947,754	17,641,600	17,641,600	17,641,600
2200-10-1000-989982	Intrafund Transfer Comm 911	675,904	575,637	701,789	737,952	737,952	737,952
2200-10-1000-989983	Intrafund Transfer Radio	356,742	356,742	356,742	378,147	378,147	378,147
Total Expenditures		13,878,168	14,558,925	17,006,285	18,757,699	18,757,699	18,757,699
Capital Outlay:							
Side by Side							24,000
ATV							22,800
							<u>46,800</u>

Douglas County, Oregon
Public Safety Fund
Sheriff Enforcement

PERSONNEL SERVICES					
	Actual	Actual	Revised	Budget	
	FTE	FTE	FTE	FY 23-24	
	FY 20-21	FY 21-22	FY 22-23	FTE	Amount
Sheriff	1.00	1.00	1.00	1.00	148,554
Records & Civil Division Supervisor	1.00	1.00	1.00	1.00	77,584
Property Manager	1.00	1.00	1.00	1.00	62,962
Police Records Clerk	6.00	6.00	6.00	6.00	299,394
Undersheriff	1.00	1.00	1.00	1.00	147,493
Lieutenant	3.00	3.00	4.00	4.00	546,292
Sergeant	7.00	8.00	7.00	7.00	811,851
Investigations Analyst	1.00	1.00	1.00	1.00	60,549
Chief Deputy Medical Examiner	1.00	2.00	2.00	2.00	183,623
Detectives	4.00	4.00	4.00	9.00	798,555
Corporal	2.00	2.00	2.00	2.00	187,512
Patrol Deputy Sheriff	46.00	50.00	53.00	48.00	3,774,080
Business Administrative Coordinator		1.00	1.00		
SO Administrative Specialist				1.00	73,744
Administrative Assistant (PS)	1.00				
Accountant			1.00	1.00	89,563
Accounting Technician 2		1.00			
Accounting Technician 1	1.00				
Senior Department Assistant	0.50				
Total Regular	<u>76.50</u>	<u>82.00</u>	<u>85.00</u>	<u>85.00</u>	<u>7,261,756</u>
Temporary					210,000
Overtime					600,500
PERS		42.99%, 47.78%, 50.42%			3,906,466
Social Security		7.65%			617,528
Paid Family & Med Leave Ins		0.40%			32,289
Worker's Compensation		2.15%			173,554
Unemployment		0.70%			56,506
Medical & Dental Insurance		Varied			1,890,351
Total Personnel Services					<u>14,748,950</u>

SHERIFF CORRECTIONS DETAILED EXPENDITURES

Douglas County, Oregon
Public Safety Fund
Sheriff Corrections

Department Detail

		Actual FY 20-21	Actual FY 21-22	Revised Budget FY 22-23	Proposed FY 23-24	Approved FY 23-24	Adopted FY 23-24
2200-10-1100-400000	Regular Employees	2,788,325	2,903,650	2,991,842	3,246,767	3,246,767	3,246,767
2200-10-1100-403000	Temporary Employees	23,571	36,415	80,000	80,000	80,000	80,000
2200-10-1100-405000	Overtime	217,245	228,584	245,000	248,000	248,000	248,000
2200-10-1100-450000	PERS	1,183,418	1,415,478	1,555,805	1,729,130	1,729,130	1,729,130
2200-10-1100-451000	Social Security	228,516	239,144	253,739	273,470	273,470	273,470
2200-10-1100-451500	Paid Family & Med Leave Ins	0	0	6,633	14,299	14,299	14,299
2200-10-1100-452000	Worker's Compensation	90,537	63,373	65,090	76,857	76,857	76,857
2200-10-1100-453000	Unemployment	27,262	28,518	29,399	25,023	25,023	25,023
2200-10-1100-454000	Medical and Dental Insurance	822,540	839,530	891,885	922,302	922,302	922,302
Total Personnel Services		5,381,414	5,754,692	6,119,393	6,615,848	6,615,848	6,615,848
2200-10-1100-500000	Legal Services	42,267	0	0	0	0	0
2200-10-1100-504000	Medical and Hospital Services	0	0	3,000	3,000	3,000	3,000
2200-10-1100-509900	Other Professional Services	1,393,745	1,200,065	1,293,007	1,423,872	1,423,872	1,423,872
2200-10-1100-509910	Other Prof Svcs-Adapt	0	157,647	181,752	181,752	181,752	181,752
2200-10-1100-579001	Transport Costs Security Trans	2,099	0	0	0	0	0
2200-10-1100-615000	Uniforms and Uniform Allowance	4,469	887	5,000	10,000	10,000	10,000
2200-10-1100-615001	Uniforms Bullet Proof Vests	0	0	0	6,000	6,000	6,000
2200-10-1100-620000	Food and Meals	378,995	394,049	490,000	509,400	509,400	509,400
2200-10-1100-621000	Clothing	3,797	4,368	5,000	6,000	6,000	6,000
2200-10-1100-622000	Household Expenses	24,748	34,523	34,000	35,000	35,000	35,000
2200-10-1100-622001	Household Exp Bedding	4,636	5,948	5,000	6,000	6,000	6,000
2200-10-1100-622002	Household Exp Kitchen	7,049	661	15,000	10,000	10,000	10,000
2200-10-1100-622003	Household Exp Inmate Fund Exp	13,047	535	0	0	0	0
2200-10-1100-629500	Equipment-Noninventory	9,760	13,505	113,000	100,000	100,000	100,000
2200-10-1100-629502	Equipment-Noninv Computer Repl	3,438	4,197	6,000	5,750	5,750	5,750
2200-10-1100-629900	Other Materials and Supplies	39,770	36,226	132,500	93,500	93,500	93,500
2200-10-1100-645024	Electronic Monitoring Equip	0	0	35,000	35,000	35,000	35,000
2200-10-1100-646000	Software	23,498	4,750	25,000	28,071	28,071	28,071
2200-10-1100-646002	Software Maintenance	5,670	19,181	6,000	7,000	7,000	7,000
2200-10-1100-650000	Interdept Vehicle Expense	33,790	21,391	62,000	60,000	60,000	60,000
2200-10-1100-651000	Equip/Vehicle Maint & Repair	2,877	6,104	5,000	7,500	7,500	7,500
2200-10-1100-651002	Equip/Vehicle Service Contract	18,788	9,253	20,000	20,000	20,000	20,000
2200-10-1100-655000	Building and Grounds Maint	4,470	2,466	3,000	18,000	18,000	18,000
2200-10-1100-655010	B&G Maint Structural M&R	0	0	85,000	9,000	9,000	9,000

Douglas County, Oregon
Public Safety Fund
Sheriff Corrections

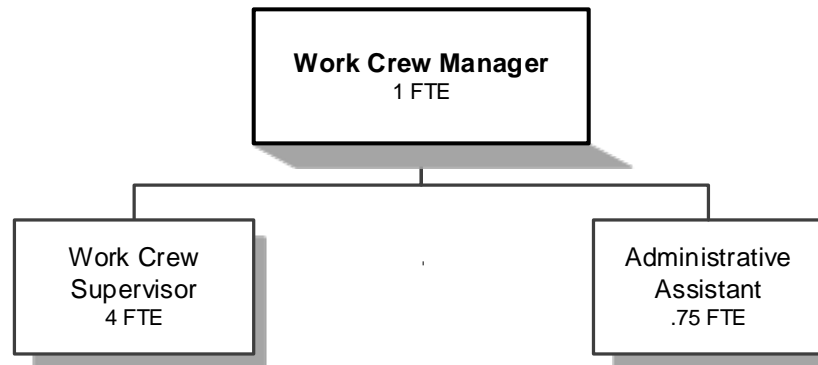
Department Detail

	Actual FY 20-21	Actual FY 21-22	Revised Budget FY 22-23	Proposed FY 23-24	Approved FY 23-24	Adopted FY 23-24
2200-10-1100-668001	0	154	1,000	1,500	1,500	1,500
2200-10-1100-668010	6,069	6,069	6,500	6,500	6,500	6,500
2200-10-1100-668504	3,854	4,258	4,500	4,500	4,500	4,500
2200-10-1100-671555	9,777	10,541	0	0	0	0
2200-10-1100-672001	225,000	95,000	95,000	181,350	181,350	181,350
2200-10-1100-673000	4,418	3,245	4,000	4,000	4,000	4,000
2200-10-1100-680000	2,911	4,232	0	0	0	0
2200-10-1100-740000	3,352	2,714	5,000	5,000	5,000	5,000
2200-10-1100-741000	382	1,299	750	2,000	2,000	2,000
2200-10-1100-750000	699	936	2,000	2,000	2,000	2,000
2200-10-1100-755000	138	640	1,500	15,500	15,500	15,500
2200-10-1100-755020	0	0	500	500	500	500
2200-10-1100-756000	3,587	1,293	57,000	19,000	19,000	19,000
2200-10-1100-758000	149	270	300	500	500	500
2200-10-1100-790095	0	43,992	0	0	0	0
Total Materials and Services	2,277,249	2,090,399	2,702,309	2,817,195	2,817,195	2,817,195
2200-10-1100-820000	190,400	56,323	36,000	34,000	34,000	34,000
2200-10-1100-820099	26,674	21,021	0	0	0	0
2200-10-1100-830000	0	31,981	0	0	0	0
2200-10-1100-830099	4,900	0	0	0	0	0
Total Capital Outlay	221,974	109,325	36,000	34,000	34,000	34,000
Total Expenditures	7,880,637	7,954,416	8,857,702	9,467,043	9,467,043	9,467,043
Capital Outlay:						
Range						13,000
Intake Printer						7,000
Key Kiosk						14,000
						<u>34,000</u>

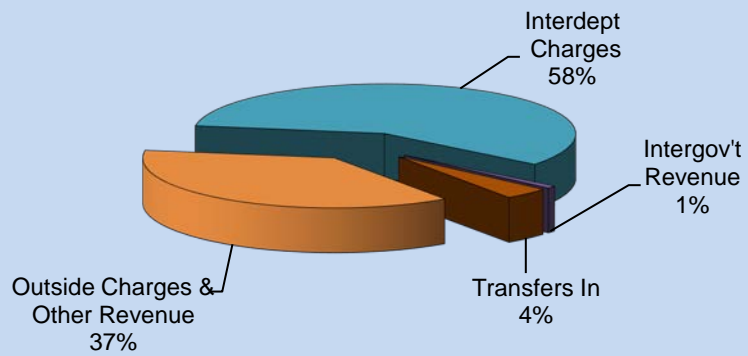
Douglas County, Oregon
Public Safety Fund
Sheriff Corrections

PERSONNEL SERVICES					
	Actual	Actual	Revised	Budget	
	FTE	FTE	Budget	FY 23-24	
	FY 20-21	FY 21-22	FY 22-23	FTE	Amount
Corrections Deputy	30.00	31.00	31.00	31.00	2,346,668
Corrections Clerk	2.00	2.00	2.00	2.00	112,612
Lieutenant	1.00	1.00	1.00	1.00	133,924
Sergeant	2.00	2.00	2.00	4.00	423,245
Corporal	4.00	4.00	4.00	2.00	183,207
Accounting Tech 1	1.00	1.00	1.00	1.00	47,111
Total Regular	<u>40.00</u>	<u>41.00</u>	<u>41.00</u>	<u>41.00</u>	<u>3,246,767</u>
Temporary					80,000
Overtime					248,000
PERS		42.99%, 47.78%, 50.42%			1,729,130
Social Security		7.65%			273,470
Paid Family & Med Leave Ins		0.40%			14,299
Worker's Compensation		2.15%			76,857
Unemployment		0.70%			25,023
Medical & Dental Insurance		Varied			<u>922,302</u>
Total Personnel Services					<u><u>6,615,848</u></u>

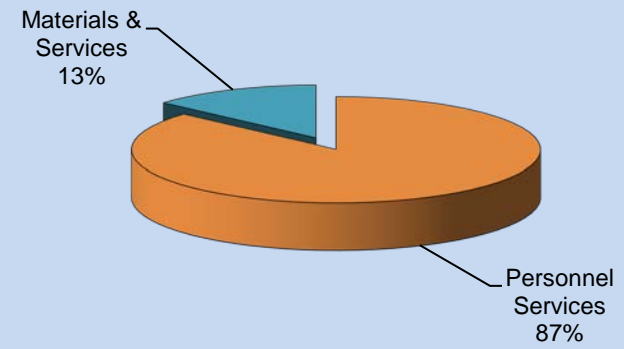
WORK CREW



CURRENT REVENUES \$627,570



CURRENT EXPENDITURES \$627,570



Douglas County, Oregon
Public Safety Fund
Work Crew (1120)

Department Overview

	Actual FY 19-20	Actual FY 20-21	Actual FY 21-22	Revised Budget FY 22-23	Proposed FY 23-24	Approved FY 23-24	Adopted FY 23-24
<u>RESOURCES</u>							
Beginning Fund Balance	26,541	2,113	52,391				
Revenues and Other Sources:							
Outside Charges and Other Revenues	119,881	186,042	151,170	234,125	233,600	233,600	233,600
Interdepartmental Charges	250,912	271,033	219,828	265,000	365,000	365,000	365,000
Intergovernmental Revenues		1,239		10,000	5,000	5,000	5,000
Transfers In: General Fund	63,000			100,000	23,970	23,970	23,970
Government Relief Fund			67,000				
Total Revenue	433,793	458,314	437,998	609,125	627,570	627,570	627,570
TOTAL RESOURCES	460,334	460,427	490,389	609,125	627,570	627,570	627,570
<u>REQUIREMENTS</u>							
Personnel Services	372,411	337,480	375,050	507,557	543,443	543,443	543,443
Materials & Services	80,310	70,556	63,250	80,580	84,127	84,127	84,127
Capital Outlay	5,500						
Total Expenditures	458,221	408,036	438,300	588,137	627,570	627,570	627,570
Ending Fund Balance	2,113	52,391	52,089	20,988			
TOTAL REQUIREMENTS	460,334	460,427	490,389	609,125	627,570	627,570	627,570
Change in Fund Balance	(24,428)	50,278	(302)	20,988			
Staffing FTE	6.75	5.75	5.75	5.75	5.75	5.75	5.75

Douglas County, Oregon
Public Safety Fund
Work Crew

Departmental Detail

		Actual FY 20-21	Actual FY 21-22	Revised Budget FY 22-23	Proposed FY 23-24	Approved FY 23-24	Adopted FY 23-24
2200-10-1120-209008	Work Crew Supervision	9,195	13,622	15,000	15,000	15,000	15,000
2200-10-1120-240000	Outside Sales & Services	73,522	75,286	97,000	97,000	97,000	97,000
2200-10-1120-240001	Outside Sales & Services-ODOT	103,123	56,613	120,000	120,000	120,000	120,000
2200-10-1120-289000	Interdept Charges for Services	271,033	219,828	265,000	365,000	365,000	365,000
2200-10-1120-319000	Fed-Other Assistance	0	0	10,000	5,000	5,000	5,000
2200-10-1120-326100	St/Fed DAS COVID19 CARES	1,239	0	0	0	0	0
2200-10-1120-380000	Interest General Investments	152	48	100	100	100	100
2200-10-1120-387080	Sale of Inventory	100	5,601	2,000	1,500	1,500	1,500
2200-10-1120-387900	Miscellaneous Revenues	25	0	25	0	0	0
2200-10-1120-387995	Misc NSF Checks	(75)	0	0	0	0	0
2200-10-1120-390100	Transfer From Gen Fund	0	0	100,000	23,970	23,970	23,970
2200-10-1120-390218	Transfers From Gov Relief Fund	0	67,000	0	0	0	0
Total Revenue		458,314	437,998	609,125	627,570	627,570	627,570
2200-10-1120-400000	Regular Employees	188,007	204,520	257,545	282,640	282,640	282,640
2200-10-1120-403000	Temporary Employees	0	0	10,000	5,000	5,000	5,000
2200-10-1120-405000	Overtime	3,997	1,948	10,000	5,000	5,000	5,000
2200-10-1120-450000	PERS	57,232	82,006	117,160	126,549	126,549	126,549
2200-10-1120-451000	Social Security	13,993	15,134	21,232	22,387	22,387	22,387
2200-10-1120-451500	Paid Family & Med Leave Ins	0	0	555	1,171	1,171	1,171
2200-10-1120-452000	Worker's Compensation	1,913	1,445	1,943	2,487	2,487	2,487
2200-10-1120-453000	Unemployment	1,152	1,239	1,665	1,171	1,171	1,171
2200-10-1120-454000	Medical and Dental Insurance	71,186	68,758	87,457	97,038	97,038	97,038
Total Personnel Services		337,480	375,050	507,557	543,443	543,443	543,443
2200-10-1120-572022	Diversion Fire Crew Stipend	9,601	3,516	5,000	3,000	3,000	3,000
2200-10-1120-629500	Equipment-Noninventory	0	0	1,500	1,000	1,000	1,000
2200-10-1120-629502	Equipment-Noninv Computer Repl	0	0	0	850	850	850
2200-10-1120-629900	Other Materials and Supplies	11,321	12,881	15,000	12,000	12,000	12,000
2200-10-1120-646000	Software	114	56	1,280	1,677	1,677	1,677
2200-10-1120-650000	Interdept Vehicle Expense	41,927	39,674	50,000	58,000	58,000	58,000
2200-10-1120-668001	Communication Telephone	2,239	1,799	2,500	2,000	2,000	2,000
2200-10-1120-671555	Workers' Comp InterdeptCharges	0	1,771	0	0	0	0
2200-10-1120-672001	Fire/Liab Interdept Charges	3,800	3,000	2,700	3,300	3,300	3,300
2200-10-1120-672002	Fire/Liability Liability Ins	0	175	0	0	0	0

Douglas County, Oregon
 Public Safety Fund
 Work Crew

Departmental Detail

		Actual	Actual	Revised	Proposed	Approved	Adopted
		FY 20-21	FY 21-22	Budget	FY 23-24	FY 23-24	FY 23-24
				FY 22-23			
2200-10-1120-740000	Office Supplies and Expenses	949	304	1,500	1,200	1,200	1,200
2200-10-1120-741000	Postage	40	39	100	100	100	100
2200-10-1120-756000	Conventions Schools Seminars	50	0	500	500	500	500
2200-10-1120-785000	Pre-employment Testing	515	35	500	500	500	500
Total Materials and Services		70,556	63,250	80,580	84,127	84,127	84,127
Total Expenditures		408,036	438,300	588,137	627,570	627,570	627,570

Douglas County, Oregon
Public Safety Fund
Work Crew

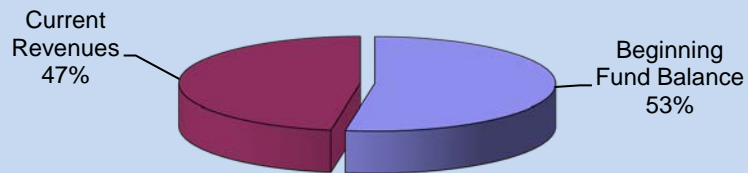
PERSONNEL SERVICES					
	Actual	Actual	Revised	Budget	
	FTE	FTE	Budget	FY 23-24	
	<u>FY 20-21</u>	<u>FY 21-22</u>	<u>FY 22-23</u>	<u>FTE</u>	<u>Amount</u>
Work Crew Manager	1.00	1.00	1.00	1.00	70,745
Work Crew Leadworker	1.00	1.00			
Work Crew Supervisor	3.00	3.00	4.00	4.00	178,734
Administrative Assistant			0.75	0.75	33,161
Senior Department Assistant	<u>0.75</u>	<u>0.75</u>			
Total Regular	<u>5.75</u>	<u>5.75</u>	<u>5.75</u>	<u>5.75</u>	<u>282,640</u>
Temporary					5,000
Overtime					5,000
PERS		42.99%, 50.42%			126,549
Social Security		7.65%			22,387
Paid Family & Med Leave Ins		0.40%			1,171
Worker's Compensation		0.85%			2,487
Unemployment		0.40%			1,171
Medical & Dental Insurance		Varied			<u>97,038</u>
Total Personnel Services					<u><u>543,443</u></u>

DOUGLAS INTERAGENCY NARCOTICS TEAM

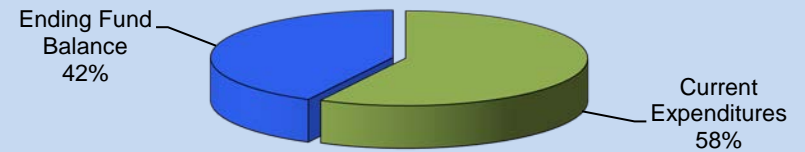
Commander
(Participating Agency Personnel)

Business Admin.
Coordinator
1 FTE

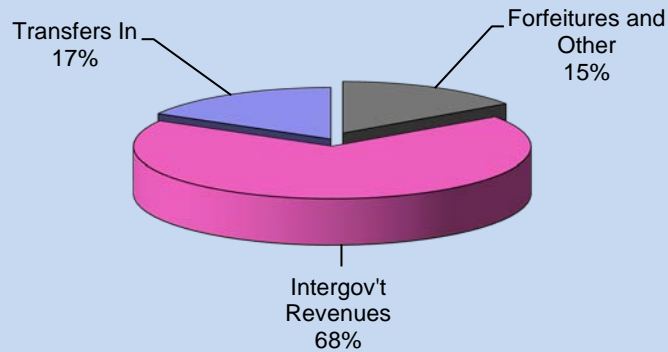
BUDGETED RESOURCES \$2,091,400



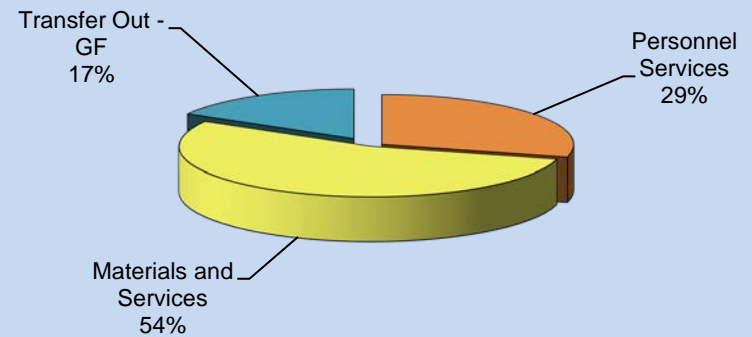
BUDGETED REQUIREMENTS \$2,091,400



CURRENT REVENUES \$991,400



CURRENT EXPENDITURES \$1,206,181



Douglas County, Oregon
Public Safety Fund
Douglas Interagency Narcotics Team (1700)

Department Overview

	Actual FY 19-20	Actual FY 20-21	Actual FY 21-22	Revised Budget FY 22-23	Proposed FY 23-24	Approved FY 22-23	Adopted FY 22-23
<u>RESOURCES</u>							
Beginning Fund Balance	1,036,106	1,140,817	1,228,291	950,000	1,100,000	1,100,000	1,100,000
Revenues:							
Forfeitures, Interest and Other Misc	121,389	95,744	16,512	152,000	152,000	152,000	152,000
Intergovernmental Revenues	425,305	463,254	470,782	1,047,031	672,940	672,940	672,940
Transfers In: General Fund				200,000	166,460	166,460	166,460
Government Relief Fund			51,638	515,438			
Total Revenues	546,694	558,998	538,932	1,914,469	991,400	991,400	991,400
TOTAL RESOURCES	1,582,800	1,699,815	1,767,223	2,864,469	2,091,400	2,091,400	2,091,400
<u>REQUIREMENTS</u>							
Personnel Services	271,748	313,709	320,305	252,522	351,213	351,213	351,213
Materials & Services	170,235	157,815	246,785	1,096,213	654,010	654,010	654,010
Capital Outlay			14,930	499,500			
Transfer Out - General Fund				155,709	200,958	200,958	200,958
Total Expenditures	441,983	471,524	582,020	2,003,944	1,206,181	1,206,181	1,206,181
Ending Fund Balance	1,140,817	1,228,291	1,185,203	860,525	885,219	885,219	885,219
TOTAL REQUIREMENTS	1,582,800	1,699,815	1,767,223	2,864,469	2,091,400	2,091,400	2,091,400
Change in Fund Balance	(104,711)	(87,474)	43,088	89,475	214,781	214,781	214,781
Staffing FTE	2.00	2.00	2.00	1.00	1.00	1.00	1.00

Douglas County, Oregon
Public Safety Fund
Douglas Interagency Narcotics Team

Department Detail

		Actual	Actual	Revised	Proposed	Approved	Adopted
		FY 20-21	FY 21-22	Budget	FY 23-24	FY 23-24	FY 23-24
				FY 22-23			
2200-10-1700-303000	Restitution	0	141	0	0	0	0
2200-10-1700-309001	Shared Forfeitures	56,355	12,792	100,000	100,000	100,000	100,000
2200-10-1700-309002	Nonshared Fofeitures	24,090	0	47,000	47,000	47,000	47,000
2200-10-1700-325401	St/Fed OR State Police HIDTA	82,641	102,111	190,591	282,940	282,940	282,940
2200-10-1700-326100	St/Fed DAS COVID19 CARES	2,389	0	0	0	0	0
2200-10-1700-338006	St OR Criminal Justice Com	0	0	581,440	90,000	90,000	90,000
2200-10-1700-345009	Shared Rev Alcoholic Bev Tax	378,224	368,671	275,000	300,000	300,000	300,000
2200-10-1700-380000	Interest General Investments	8,946	3,279	5,000	5,000	5,000	5,000
2200-10-1700-387900	Miscellaneous Revenues	6,353	300	0	0	0	0
2200-10-1700-390100	Transfers From General Fund	0	0	200,000	166,460	166,460	166,460
2200-10-1700-390218	Transfers From Gov Relief Fund	0	51,638	515,438	0	0	0
Total Revenue		558,998	538,932	1,914,469	991,400	991,400	991,400
2200-10-1700-400000	Regular Employees	152,911	138,910	63,075	65,582	65,582	65,582
2200-10-1700-403000	Temporary Employees	37,114	37,839	47,078	63,963	63,963	63,963
2200-10-1700-405000	Overtime	13,521	23,656	45,000	86,000	86,000	86,000
2200-10-1700-450000	PERS	76,283	85,573	76,149	108,677	108,677	108,677
2200-10-1700-451000	Social Security	15,434	15,189	11,870	16,489	16,489	16,489
2200-10-1700-451500	Paid Family & Med Leave Ins	0	0	310	862	862	862
2200-10-1700-452000	Worker's Compensation	1,014	706	544	1,078	1,078	1,078
2200-10-1700-453000	Unemployment	611	609	465	216	216	216
2200-10-1700-454000	Medical and Dental Insurance	16,821	17,823	8,031	8,346	8,346	8,346
Total Personnel Services		313,709	320,305	252,522	351,213	351,213	351,213
2200-10-1700-509900	Other Professional Service	0	5,615	15,000	18,000	18,000	18,000
2200-10-1700-570001	Inv & Pro Evidence Procurement	2,524	4,992	48,346	45,000	45,000	45,000
2200-10-1700-570012	Inv & Pro Forfeiture Processing	105	3,402	3,500	7,000	7,000	7,000
2200-10-1700-570090	Inv & Pro Interagency Reimb	32,977	48,203	106,564	82,731	82,731	82,731
2200-10-1700-621000	Clothing	0	0	1,000	0	0	0
2200-10-1700-629500	Equipment-Noninventory	0	9,793	37,215	39,550	39,550	39,550
2200-10-1700-629502	Equipment-Noninv Computer Repl	0	0	1,700	3,000	3,000	3,000
2200-10-1700-629900	Other Materials and Supplies	1,797	7,764	41,000	28,000	28,000	28,000
2200-10-1700-640000	Land and Building Rent	0	0	21,600	21,600	21,600	21,600
2200-10-1700-645000	Equipment/Vehicle Rent	16,770	21,504	66,886	71,560	71,560	71,560
2200-10-1700-646000	Software	78	0	6,448	5,357	5,357	5,357

Douglas County, Oregon
Public Safety Fund
Douglas Interagency Narcotics Team

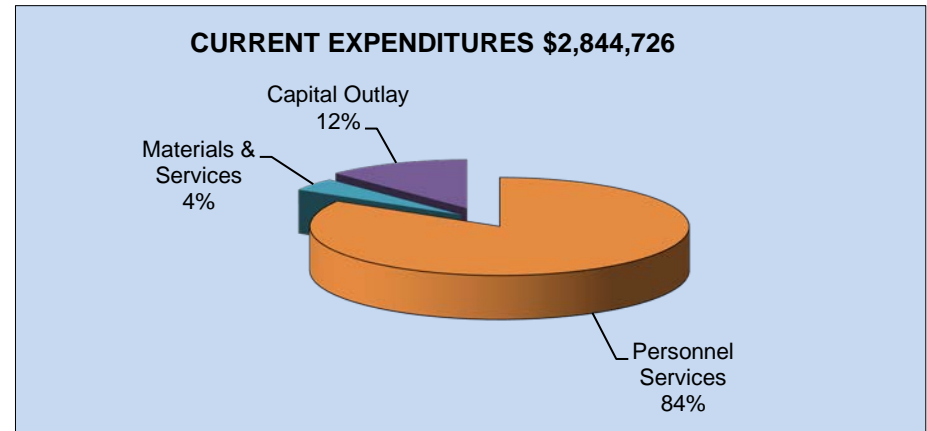
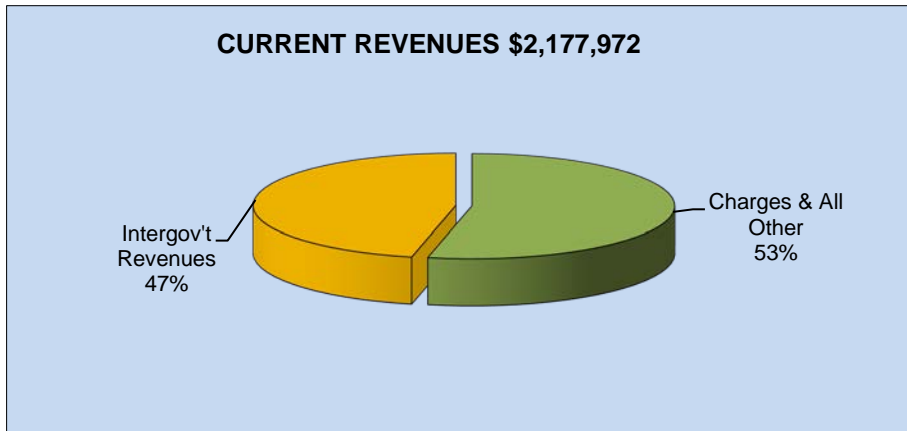
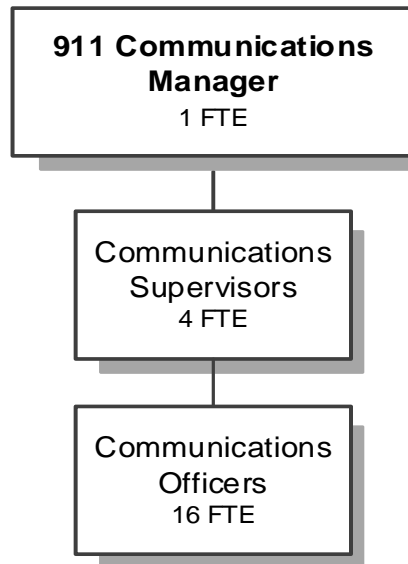
Department Detail

		Actual	Actual	Revised	Proposed	Approved	Adopted
		FY 20-21	FY 21-22	Budget FY 22-23	FY 23-24	FY 23-24	FY 23-24
2200-10-1700-646002	Software Maintenance	0	0	300	8,052	8,052	8,052
2200-10-1700-650000	Interdept Vehicle Expense	10,858	21,290	45,154	87,000	87,000	87,000
2200-10-1700-651000	Equip/Vehicle Maint & Repair	847	426	2,000	2,000	2,000	2,000
2200-10-1700-655000	Building & Grounds Maint	0	2,011	500,000	35,000	35,000	35,000
2200-10-1700-668001	Communication Telephone	4,131	3,764	11,000	17,800	17,800	17,800
2200-10-1700-668500	Utilities	0	479	7,500	0	0	0
2200-10-1700-668501	Utilities Electric	0	0	0	3,000	3,000	3,000
2200-10-1700-668502	Utilities Heat	0	0	0	3,000	3,000	3,000
2200-10-1700-668503	Utilities Water and Sewer	0	0	0	3,000	3,000	3,000
2200-10-1700-668505	Utilities Sewer	0	0	0	360	360	360
2200-10-1700-672001	Fire/Liab Interdept Charges	1,400	1,000	1,200	500	500	500
2200-10-1700-672002	Fire/Liability Liability Ins	80,150	100,075	137,000	137,000	137,000	137,000
2200-10-1700-740000	Office Supplies and Expenses	4,364	11,676	20,000	13,000	13,000	13,000
2200-10-1700-741000	Postage	54	43	500	500	500	500
2200-10-1700-742001	Photos and Copying Dup Svcs	91	163	1,000	1,000	1,000	1,000
2200-10-1700-750000	Subscriptions Books & Periodi	267	161	400	400	400	400
2200-10-1700-755000	Travel	1,152	2,384	14,000	13,500	13,500	13,500
2200-10-1700-756000	Conventions Schools Seminars	0	2,000	6,000	6,000	6,000	6,000
2200-10-1700-758000	Dues and Memberships	250	40	400	600	600	600
2200-10-1700-785000	Pre-employment Testing	0	0	500	500	500	500
Total Materials and Services		157,815	246,785	1,096,213	654,010	654,010	654,010
2200-10-1700-820000	Furniture and Equipment	0	13,800	36,500	0	0	0
2200-10-1700-820099	Furniture and Equipment Noninv	0	1,130	0	0	0	0
2200-10-1700-830000	Vehicles & Heavy Equipment	0	0	463,000	0	0	0
Total Capital Outlay		0	14,930	499,500	0	0	0
2200-10-1700-950100	Transfer to General Fund	0	0	155,709	200,958	200,958	200,958
Total Other Requirements		0	0	155,709	200,958	200,958	200,958
Total Expenditures		471,524	582,020	2,003,944	1,206,181	1,206,181	1,206,181

Douglas County, Oregon
Public Safety Fund
Douglas Interagency Narcotics Team

PERSONNEL SERVICES						
		Actual	Actual	Revised	Budget	
		FTE	FTE	Budget	FY 23-24	
		<u>FY20-21</u>	<u>FY21-22</u>	<u>FY 22-23</u>	<u>FTE</u>	<u>Amount</u>
Administrative Assistant		1.00				
Business Administrative Coordinator			1.00	1.00	1.00	65,582
Deputy District Attorney 3		<u>1.00</u>	<u>1.00</u>			
Total Regular		<u>2.00</u>	<u>2.00</u>	<u>1.00</u>	<u>1.00</u>	<u>65,582</u>
Temporary						63,963
Overtime						86,000
PERS	42.99%, 50.42%					108,677
Social Security	7.65%					16,489
Paid Family & Med Leave Ins	0.40%					862
Worker's Compensation	0.50%					1,078
Unemployment	0.10%					216
Medical & Dental Insurance	Varied					<u>8,346</u>
Total Personnel Services						<u><u>351,213</u></u>

COMMUNICATIONS 911 AND DISPATCH



Douglas County, Oregon
Public Safety Fund
Communications 911 and Dispatch (1800)

Department Overview

	Actual FY 19-20	Actual FY 20-21	Actual FY 21-22	Revised Budget FY 22-23	Proposed FY 23-24	Approved FY 23-24	Adopted FY 23-24
<u>RESOURCES</u>							
Beginning Fund Balance	699,091	791,389	980,385	347,528	666,754	666,754	666,754
Revenues:							
Charges and Other Revenues	1,055,957	1,000,198	1,070,434	1,082,739	1,165,025	1,165,025	1,165,025
Intergovernmental Revenues	643,612	881,697	1,066,699	955,413	1,012,947	1,012,947	1,012,947
Total Revenue	1,699,569	1,881,895	2,137,133	2,038,152	2,177,972	2,177,972	2,177,972
TOTAL RESOURCES	2,398,660	2,673,284	3,117,518	2,385,680	2,844,726	2,844,726	2,844,726
<u>REQUIREMENTS</u>							
Personnel Services	2,181,429	2,290,241	2,507,262	2,670,766	2,996,246	2,996,246	2,996,246
Materials & Services	59,367	72,233	65,098	164,040	149,600	149,600	149,600
Capital Outlay	6,329	1,849	252,663	436,832	436,832	436,832	436,832
Total Before Intrafund Transfer	2,240,796	2,368,803	2,574,209	3,087,469	3,582,678	3,582,678	3,582,678
Less: Reimbursement from Enforcement	(633,525)	(675,904)	(575,637)	(701,789)	(737,952)	(737,952)	(737,952)
Total Expenditures	1,607,271	1,692,899	1,998,572	2,385,680	2,844,726	2,844,726	2,844,726
Ending Fund Balance	791,389	980,385	1,118,946				
TOTAL REQUIREMENTS	2,398,660	2,673,284	3,117,518	2,385,680	2,844,726	2,844,726	2,844,726
Staffing FTE	19.00	20.00	20.00	21.00	21.00	21.00	21.00
Capital Outlay:							
Replace One Console							25,000
Tyler CAD Project							411,832
							436,832

Douglas County, Oregon
Public Safety Fund
Communications 911 and Dispatch

Department Detail

		Actual FY 20-21	Actual FY 21-22	Revised Budget FY 22-23	Proposed FY 23-24	Approved FY 23-24	Adopted FY 23-24
2200-10-1800-238000	Communication Contracts	994,906	1,068,439	1,082,739	1,165,025	1,165,025	1,165,025
2200-10-1800-326100	St/Fed DAS COVID19 CARES	11,413	0	0	0	0	0
2200-10-1800-345006	Shared Rev 911 Revenues	870,284	1,066,699	955,413	1,012,947	1,012,947	1,012,947
2200-10-1800-380000	Interest General Investments	4,692	1,995	0	0	0	0
2200-10-1800-387900	Miscellaneous Revenues	600	0	0	0	0	0
Total Revenue		1,881,895	2,137,133	2,038,152	2,177,972	2,177,972	2,177,972
2200-10-1800-400000	Regular Employees	1,226,678	1,300,131	1,368,326	1,504,354	1,504,354	1,504,354
2200-10-1800-403000	Temporary Employees	0	0	10,000	10,000	10,000	10,000
2200-10-1800-405000	Overtime	115,190	104,278	120,000	150,000	150,000	150,000
2200-10-1800-450000	PERS	480,212	616,261	661,208	747,310	747,310	747,310
2200-10-1800-451000	Social Security	101,121	105,833	114,622	127,323	127,323	127,323
2200-10-1800-451500	Paid Family & Med Leave Ins	0	0	2,996	6,657	6,657	6,657
2200-10-1800-452000	Worker's Compensation	6,686	4,915	5,245	8,322	8,322	8,322
2200-10-1800-453000	Unemployment	4,026	4,214	4,495	1,664	1,664	1,664
2200-10-1800-454000	Medical and Dental Insurance	356,328	371,630	383,874	440,616	440,616	440,616
Total Personnel Services		2,290,241	2,507,262	2,670,766	2,996,246	2,996,246	2,996,246
2200-10-1800-500000	Legal Services	4,486	0	5,000	5,000	5,000	5,000
2200-10-1800-629500	Equipment-Noninventory	1,816	7,189	27,590	7,000	7,000	7,000
2200-10-1800-629502	Equipment-Noninv Computer Repl	2,123	2,422	2,700	2,700	2,700	2,700
2200-10-1800-629900	Other Materials and Supplies	3,012	948	3,000	15,000	15,000	15,000
2200-10-1800-646000	Software	23,184	545	25,650	13,200	13,200	13,200
2200-10-1800-646002	Software Maintenance	8,001	23,086	67,000	70,000	70,000	70,000
2200-10-1800-651000	Equip/Vehicle Maint & Repair	194	718	500	500	500	500
2200-10-1800-651002	Equip/Vehicle Service Contract	4,608	671	2,000	2,000	2,000	2,000
2200-10-1800-655000	Building & Grounds Maint	0	3,341	0	0	0	0
2200-10-1800-668001	Communication Telephone	12,839	9,242	10,000	10,000	10,000	10,000
2200-10-1800-672001	Fire/Liab Interdept Charges	7,800	7,000	7,000	10,600	10,600	10,600
2200-10-1800-740000	Office Supplies and Expenses	923	865	1,500	1,500	1,500	1,500
2200-10-1800-741000	Postage	43	61	100	100	100	100
2200-10-1800-755000	Travel	0	440	2,000	2,000	2,000	2,000

Douglas County, Oregon
 Public Safety Fund
 Communications 911 and Dispatch

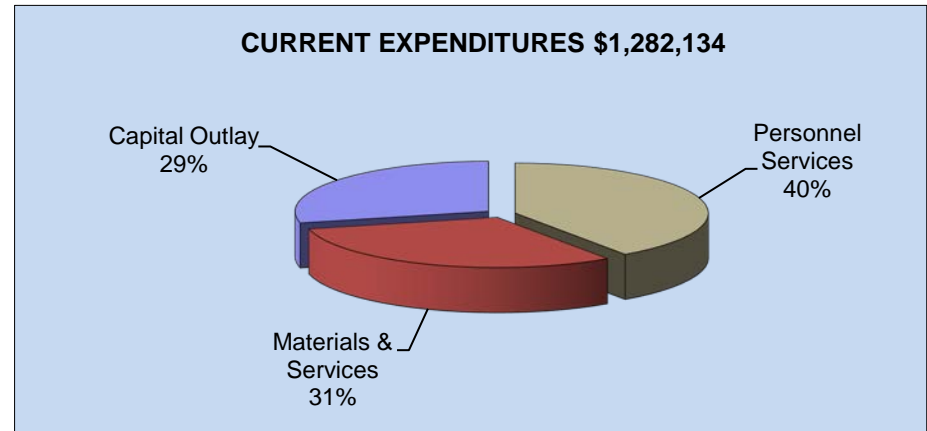
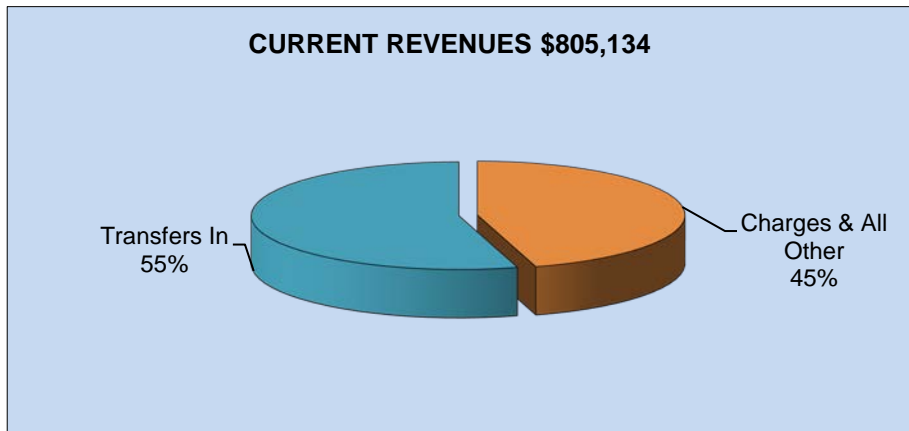
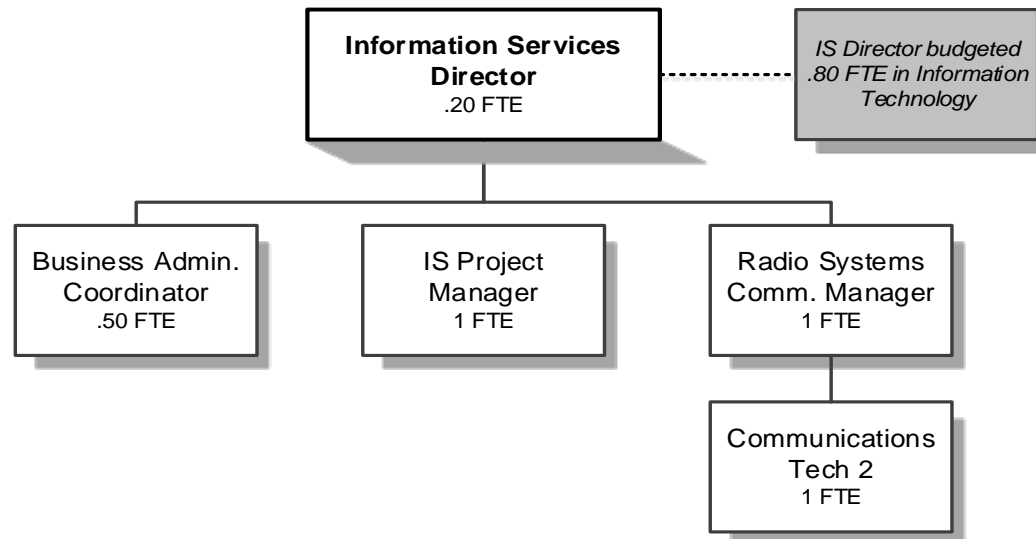
Department Detail

		Actual FY 20-21	Actual FY 21-22	Revised Budget FY 22-23	Proposed FY 23-24	Approved FY 23-24	Adopted FY 23-24
2200-10-1800-756000	Conventions Schools Seminars	3,204	8,445	10,000	10,000	10,000	10,000
2200-10-1800-758000	Dues and Memberships	0	125	0	0	0	0
Total Materials and Services		72,233	65,098	164,040	149,600	149,600	149,600
2200-10-1800-820000	Furniture and Equipment	6,329	0	37,163	25,000	25,000	25,000
2200-10-1800-820099	Furniture and Equipment Noninv	0	1849	0	0	0	0
2200-10-1800-880000	Work in Progress	0	0	215,500	411,832	411,832	411,832
Total Capital Outlay		6,329	1,849	252,663	436,832	436,832	436,832
Total Expenditures before Intrafund Transfers		2,368,803	2,574,209	3,087,469	3,582,678	3,582,678	3,582,678
2200-10-1800-989980	Intrafund Transf Sheriff Enfor	(675,904)	(575,637)	(701,789)	(737,952)	(737,952)	(737,952)
Total Expenditures		1,692,899	1,998,572	2,385,680	2,844,726	2,844,726	2,844,726

Douglas County, Oregon
Public Safety Fund
Communications 911 and Dispatch

PERSONNEL SERVICES					
	Actual	Actual	Revised	Budget	
	FTE	FTE	Budget	FY 23-24	
	<u>FY 20-21</u>	<u>FY 21-22</u>	<u>FY 22-23</u>	<u>FTE</u>	<u>Amount</u>
911 Communications Manager	1.00	1.00	1.00	1.00	96,702
Communication Supervisor	3.00	3.00	4.00	4.00	337,634
Communications Officer	<u>16.00</u>	<u>16.00</u>	<u>16.00</u>	<u>16.00</u>	<u>1,070,018</u>
Total Regular	<u>20.00</u>	<u>20.00</u>	<u>21.00</u>	<u>21.00</u>	<u>1,504,354</u>
Temporary					10,000
Overtime					150,000
PERS		42.99%, 50.42%			747,310
Social Security		7.65%			127,323
Paid Family & Med Leave Ins		0.40%			6,657
Worker's Compensation		0.50%			8,322
Unemployment		0.10%			1,664
Medical & Dental Insurance		Varied			<u>440,616</u>
Total Personnel Services					<u><u>2,996,246</u></u>

RADIO SYSTEM



Douglas County, Oregon
Public Safety Fund
Radio System (1900)

Department Overview

	Actual FY 19-20	Actual FY 20-21	Actual FY 21-22	Revised Budget FY 22-23	Proposed FY 23-24	Approved FY 23-24	Adopted FY 23-24
<u>RESOURCES</u>							
Beginning Fund Balance	219,428	300,277	320,850	2,420,000	477,000	477,000	477,000
Revenues:							
Charges and Other Revenues	282,046	341,342	357,724	366,018	366,018	366,018	366,018
Intergovernmental Revenues	52,237	754,472	35,685	355,000			
Transfers In: General Fund				101,294	379,116	379,116	379,116
Public Works	60,000	60,000	60,000	60,000	60,000	60,000	60,000
Government Relief Fund			2,100,000				
Total Revenue	394,283	1,155,814	2,553,409	882,312	805,134	805,134	805,134
TOTAL RESOURCES	613,711	1,456,091	2,874,259	3,302,312	1,282,134	1,282,134	1,282,134
<u>REQUIREMENTS</u>							
Personnel Services	313,729	306,053	346,028	385,648	670,424	670,424	670,424
Materials & Services	355,128	850,707	376,625	698,406	512,857	512,857	512,857
Capital Outlay	1,319	335,223	67,652	2,575,000	477,000	477,000	477,000
Total Before Intrafund Transfer	670,176	1,491,983	790,305	3,659,054	1,660,281	1,660,281	1,660,281
Less: Reimbursement from Enforcement	(356,742)	(356,742)	(356,742)	(356,742)	(378,147)	(378,147)	(378,147)
Total Expenditures	313,434	1,135,241	433,563	3,302,312	1,282,134	1,282,134	1,282,134
Ending Fund Balance	300,277	320,850	2,440,696				
TOTAL REQUIREMENTS	613,711	1,456,091	2,874,259	3,302,312	1,282,134	1,282,134	1,282,134
Staffing FTE	2.70	2.70	2.70	2.70	3.70	3.70	3.70
Capital Outlay:							
Generators (4)							177,000
Radio Tower Upgrades							300,000
							<u>477,000</u>

Douglas County, Oregon
Public Safety Fund
Radio System

Department Detail

		Actual FY 20-21	Actual FY 21-22	Revised Budget FY 22-23	Proposed FY 23-24	Approved FY 23-24	Adopted FY 23-24
2200-10-1900-238500	Radio System Maintenance	94,161	135,553	142,531	142,531	142,531	142,531
2200-10-1900-325304	St/Fed OR OEM FEMA	3,262	35,685	0	0	0	0
2200-10-1900-326100	St/Fed DAS COVID19 CARES	655,455	0	0	0	0	0
2200-10-1900-338008	State OR Dept of Forestry	95,755	0	0	0	0	0
2200-10-1900-339000	State Other Assistance	0	0	355,000	0	0	0
2200-10-1900-380000	Interest General Investments	2,246	2,398	0	0	0	0
2200-10-1900-382050	Radio Facility Rents & Leases	220,150	219,752	223,487	223,487	223,487	223,487
2200-10-1900-387900	Miscellaneous Revenues	85	21	0	0	0	0
2200-10-1900-387990	Misc Subrogating Claim Recovry	24,700	0	0	0	0	0
2200-10-1900-390100	Transfers From General Fund	0	0	101,294	379,116	379,116	379,116
2200-10-1900-390201	Transfers From Public Works	60,000	60,000	60,000	60,000	60,000	60,000
2200-10-1900-390218	Transfers From Govt Relief Fund	0	2,100,000	0	0	0	0
Total Revenue		1,155,814	2,553,409	882,312	805,134	805,134	805,134
2200-10-1900-400000	Regular Employees	181,210	203,655	218,461	364,099	364,099	364,099
2200-10-1900-403000	Temporary Employees	4,431	0	0	0	0	0
2200-10-1900-405000	Overtime	1,243	259	4,000	20,000	20,000	20,000
2200-10-1900-450000	PERS	66,387	81,114	93,018	176,142	176,142	176,142
2200-10-1900-451000	Social Security	14,021	15,283	17,018	29,384	29,384	29,384
2200-10-1900-451500	Paid Family & Med Leave Ins	0	0	445	1,536	1,536	1,536
2200-10-1900-452000	Worker's Compensation	931	714	779	1,920	1,920	1,920
2200-10-1900-453000	Unemployment	561	614	667	384	384	384
2200-10-1900-454000	Medical and Dental Insurance	37,269	44,389	51,260	76,959	76,959	76,959
Total Personnel Services		306,053	346,028	385,648	670,424	670,424	670,424
2200-10-1900-509900	Other Professional Services	143,815	7,801	219,000	20,000	20,000	20,000
2200-10-1900-519910	Pacific Power Line Tech Svcs	29,274	38,141	33,600	33,600	33,600	33,600
2200-10-1900-606500	Fuel and Oil	14,853	18,733	16,000	16,000	16,000	16,000
2200-10-1900-606503	Fuel and Oil Propane	100	100	100	100	100	100
2200-10-1900-629500	Equipment-Noninventory	46,805	22,456	30,000	30,000	30,000	30,000
2200-10-1900-629502	Equipment-Noninv Computer Repl	0	0	2,400	6,000	6,000	6,000
2200-10-1900-640050	Land&Bldg Radio Facility Lease	227,900	220,775	226,181	226,181	226,181	226,181
2200-10-1900-646000	Software	198,368	159	1,575	5,000	5,000	5,000
2200-10-1900-650000	Interdept Vehicle Expense	15,673	23,322	25,594	30,000	30,000	30,000
2200-10-1900-651010	Equip/Vehicle Comm System M&R	51,587	29,942	115,500	115,500	115,500	115,500

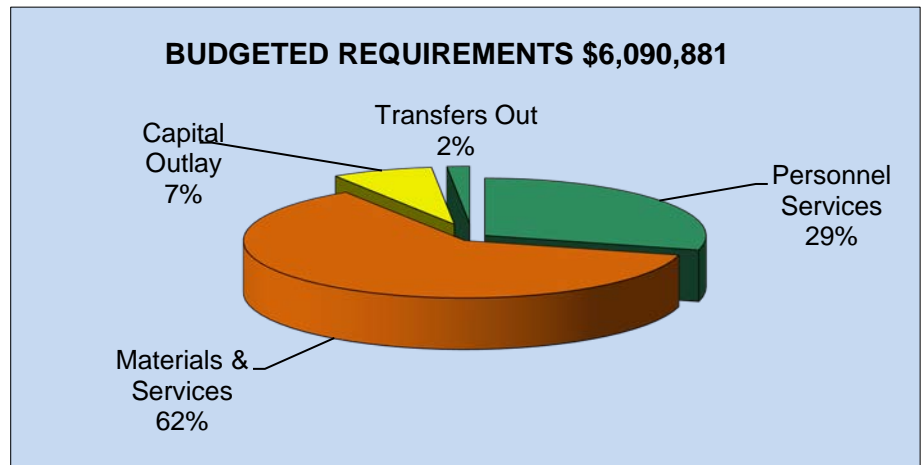
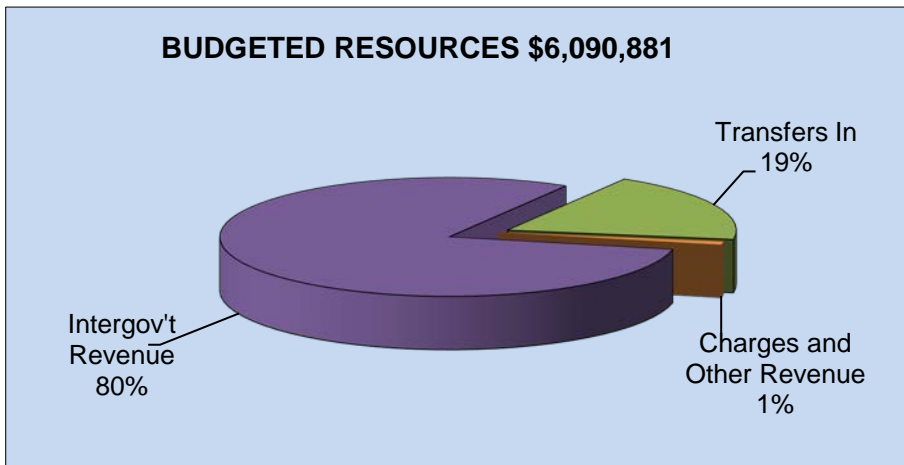
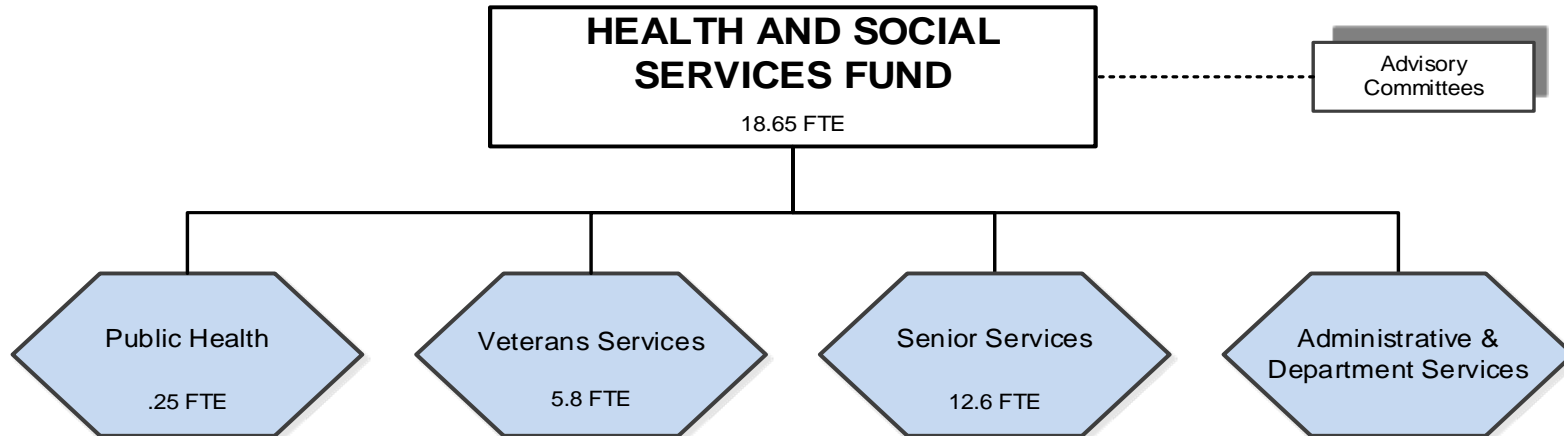
Douglas County, Oregon
Public Safety Fund
Radio System

Department Detail

		Actual FY 20-21	Actual FY 21-22	Revised Budget FY 22-23	Proposed FY 23-24	Approved FY 23-24	Adopted FY 23-24
2200-10-1900-651080	Equip/Vehicle Office DP Equip	104,163	0	0	0	0	0
2200-10-1900-655000	Building and Grounds Maint	310	974	0	0	0	0
2200-10-1900-668001	Communication Telephone	1,868	3,242	1,680	3,000	3,000	3,000
2200-10-1900-668010	Communication Internet	10,132	6,492	14,639	14,639	14,639	14,639
2200-10-1900-672001	Fire/Liab Interdept Charges	1,400	1,000	1,000	1,700	1,700	1,700
2200-10-1900-740000	Office Supplies and Expenses	817	665	1,500	1,500	1,500	1,500
2200-10-1900-741000	Postage	3,260	0	500	500	500	500
2200-10-1900-755000	Travel	0	0	8,000	8,000	8,000	8,000
2200-10-1900-756000	Conventions Schools Seminars	0	0	1,000	1,000	1,000	1,000
2200-10-1900-790000	Miscellaneous	382	2,823	137	137	137	137
Total Materials and Services		850,707	376,625	698,406	512,857	512,857	512,857
2200-10-1900-820000	Furniture and Equipment	230,875	28,547	2,575,000	177,000	177,000	177,000
2200-10-1900-820099	Furniture and Equipment Noninv	53,321	0	0	0	0	0
2200-10-1900-830000	Vehicles & Heavy Equipment	51,027	7,199	0	0	0	0
2200-10-1900-880000	Work in Progress	0	31,906	0	300,000	300,000	300,000
Total Capital Outlay		335,223	67,652	2,575,000	477,000	477,000	477,000
Total Expenditures before Intrafund Transfers		1,491,983	790,305	3,659,054	1,660,281	1,660,281	1,660,281
2200-10-1900-989980	Intrafund Transf Sheriff Enforcement	(356,742)	(356,742)	(356,742)	(378,147)	(378,147)	(378,147)
Total Expenditures		1,135,241	433,563	3,302,312	1,282,134	1,282,134	1,282,134

Douglas County, Oregon
Public Safety Fund
Radio System

PERSONNEL SERVICES					
	Actual	Actual	Revised	Budget	
	FTE	FTE	Budget	FY 23-24	
	FY 20-21	FY 21-22	FY 22-23	FTE	Amount
IS Director		0.20	0.20	0.20	27,835
Radio Sys Comm Mgr	1.00	1.00	1.00	1.00	102,398
IS Project Manager	0.20			1.00	128,294
Radio Sys Communications Tech	1.00	1.00	1.00	1.00	76,048
Business Administrative Coordinator		0.50	0.50	0.50	29,524
Executive Administrative Assistant	0.50				
Total Regular	2.70	2.70	2.70	3.70	364,099
Overtime					20,000
PERS		42.99%, 50.42%			176,142
Social Security		7.65%			29,384
Paid Family & Med Leave Ins		0.40%			1,536
Worker's Compensation		0.50%			1,920
Unemployment		0.10%			384
Medical & Dental Insurance		Varied			76,959
Total Personnel Services					670,424



Douglas County, Oregon
Health and Social Services Fund (2070)
Summary

Summary

	Actual FY 19-20	Actual FY 20-21	Actual FY 21-22	Revised Budget FY 22-23	Proposed FY 23-24	Approved FY 23-24	Adopted FY 23-24
<u>RESOURCES</u>							
<i>Beginning Fund Balance</i>							
Use Restricted by Payee	316,004	310,869	609,941				
Unrestricted Use	724,406	1,090,152	1,004,325				
Total Beginning Fund Balance	1,040,410	1,401,021	1,614,266				
<i>Revenues and Other Sources:</i>							
Divisional:							
Intergovernmental Revenues	3,470,047	7,384,268	4,890,749	5,527,831	4,882,224	4,882,224	4,882,224
Charges and Other Revenues	55,744	49,954	44,521	45,700	53,800	53,800	53,800
Interest	13,188	12,133	11,745				
Undesignated:							
Transfers In: General Fund	874,970	889,524	1,067,929	1,172,814	1,154,857	1,154,857	1,154,857
Total Revenues	4,413,949	8,335,879	6,014,944	6,746,345	6,090,881	6,090,881	6,090,881
TOTAL RESOURCES	5,454,359	9,736,900	7,629,210	6,746,345	6,090,881	6,090,881	6,090,881
<u>REQUIREMENTS</u>							
<i>Expenditures and Other Requirements:</i>							
Personnel Services	1,213,286	1,249,392	1,322,599	1,523,842	1,773,162	1,773,162	1,773,162
Materials and Services	2,676,034	6,645,397	4,031,055	5,123,685	3,767,719	3,767,719	3,767,719
Capital Outlay	68,023	129,027	84,000		450,000	450,000	450,000
Transfers Out: General Fund	95,996	98,818	98,818	98,818	100,000	100,000	100,000
Total Expenditures	4,053,339	8,122,634	5,536,472	6,746,345	6,090,881	6,090,881	6,090,881
<i>Ending Fund Balance</i>							
Use Restricted by Payee	310,869	609,941	310,870				
Unrestricted Use	1,090,152	1,004,325	1,781,868				
Total Ending Fund Balance	1,401,021	1,614,266	2,092,738				
TOTAL REQUIREMENTS	5,454,360	9,736,900	7,629,210	6,746,345	6,090,881	6,090,881	6,090,881
Change in Fund Balance	360,611	213,245	478,472				
Staffing FTE	14.35	14.35	14.65	16.65	18.65	18.65	18.65

PUBLIC HEALTH

**PH Administrator /
Health Officer**
.25 FTE

Douglas County, Oregon
 Health and Social Services Fund
 Public Health

Department Detail

		Actual FY 20-21	Actual FY 21-22	Revised Budget FY 22-23	Proposed FY 23-24	Approved FY 23-24	Adopted FY 23-24
2070-40-4030-321002	St/Fed OHA Immunizations Svcs	80,254	26,705	164,099	29,000	29,000	29,000
2070-40-4030-321006	St/Fed OHA Family Planning	19,264	25,126	22,732	25,000	25,000	25,000
2070-40-4030-321008	St/Fed OHA Bioterrorism Progm	(160,420)	101,632	101,632	90,000	90,000	90,000
2070-40-4030-325304	St/Fed OR OEM FEMA	0	231,213	0	0	0	0
2070-40-4030-326100	St/Fed DAS COVID19 CARES	3,307,996	333,513	1,000,000	0	0	0
2070-40-4030-331001	State OHA Tobacco Use Prev/Ed	39,448	(5,170)	80,000	318,000	318,000	318,000
2070-40-4030-331002	State OHA Health Per Capita	1,796,999	1,894,993	1,505,000	1,153,998	1,153,998	1,153,998
2070-40-4030-331004	State OHA Retail License Prog	0	0	0	150,100	150,100	150,100
2070-40-4030-331006	State OHA PH Modernization Imp	386,197	564,057	677,922	875,735	875,735	875,735
2070-40-4030-365000	Other Intergovernmental	2,174	0	0	0	0	0
2070-40-4030-387900	Miscellaneous Revenues	372	1,558	2,600	2,600	2,600	2,600
Total Revenue		5,472,284	3,173,627	3,553,985	2,644,433	2,644,433	2,644,433
2070-40-4030-400000	Regular Employees	172,975	183,439	35,901	37,336	37,336	37,336
2070-40-4030-403000	Temporary Employee	0	0	0	1,000	1,000	1,000
2070-40-4030-405000	Overtime	251	326	0	0	0	0
2070-40-4030-450000	PERS	8,197	12,906	0	0	0	0
2070-40-4030-451000	Social Security	13,252	13,343	2,746	2,933	2,933	2,933
2070-40-4030-451500	Paid Family & Med Leave Ins	0	0	72	153	153	153
2070-40-4030-452000	Worker's Compensation	1,727	1,251	251	326	326	326
2070-40-4030-453000	Unemployment	1,039	1,073	215	153	153	153
2070-40-4030-454000	Medical and Dental Insurance	4,771	5,648	0	0	0	0
Total Personnel Services		202,212	217,986	39,185	41,901	41,901	41,901

Douglas County, Oregon
 Health and Social Services Fund
 Public Health

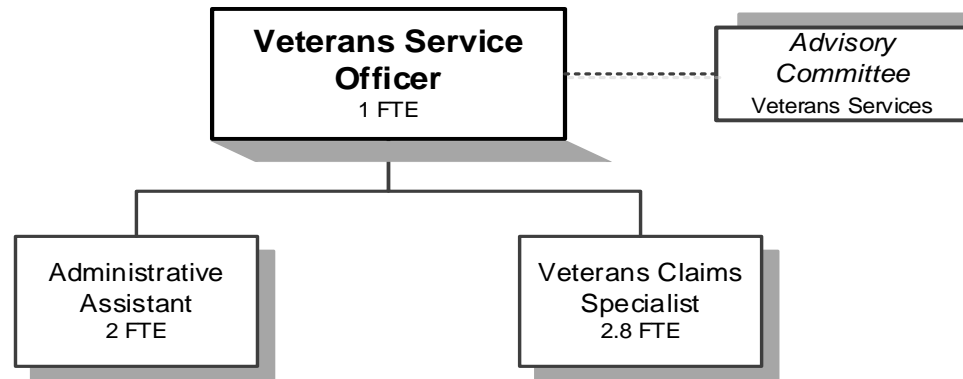
Department Detail

		Actual FY 20-21	Actual FY 21-22	Revised Budget FY 22-23	Proposed FY 23-24	Approved FY 23-24	Adopted FY 23-24
2070-40-4030-509900	Other Professional Services	79,193	749	0	0	0	0
2070-40-4030-509920	Other Prof Svcs-Health Svcs	80,347	1,125	168,441	197,855	197,855	197,855
2070-40-4030-509924	Add'l Support Health Programs	242,411	6,737	240,550	120,777	120,777	120,777
2070-40-4030-509925	Outside Public Health Programs	2,617,814	2,912,813	2,051,385	1,995,978	1,995,978	1,995,978
2070-40-4030-534010	Com Hlth Tgtd Case Mgmt State	115,000	129,000	145,528	145,528	145,528	145,528
2070-40-4030-550020	Intgov't Asst Contrib to Oth	503,035	1,300	0	0	0	0
2070-40-4030-556000	Grant Assistance	1,899,722	0	1,000,000	0	0	0
2070-40-4030-629500	Equipment-Noninventory	47	0	0	0	0	0
2070-40-4030-629900	Other Materials Supplies	96,256	3,379	327,134	0	0	0
2070-40-4030-646000	Software	0	0	487	494	494	494
2070-40-4030-650000	Interdept Vehicle Expense	0	1,901	6,425	0	0	0
2070-40-4030-668010	Communication Internet	11,314	0	0	0	0	0
2070-40-4030-672001	Fire/Liab Interdept Charges	300	200	200	300	300	300
2070-40-4030-673000	Advertising/Publicity	0	21,500	0	0	0	0
2070-40-4030-741000	Postage	372	431	600	600	600	600
2070-40-4030-790095	Misc Grant Reimbursements	0	524	0	0	0	0
Total Materials and Services		5,645,811	3,079,659	3,940,750	2,461,532	2,461,532	2,461,532
2070-40-4030-820000	Furniture and Equipment	15,512	14,100	0	0	0	0
2070-40-4030-820099	Furniture and Equipment Noninv	17,800	0	0	0	0	0
2070-40-4030-830000	Vehicles and Heavy Equipment	30,443	69,900	0	450,000	450,000	450,000
2070-40-4030-830099	Veh & Heavy Equip Noninv	3,999	0	0	0	0	0
Total Capital Outlay		67,754	84,000	0	450,000	450,000	450,000
2070-40-4030-950100	Transfers To General Fund	24,050	24,050	24,050	25,000	25,000	25,000
Total Other Requirements		24,050	24,050	24,050	25,000	25,000	25,000
Total Expenditures		5,939,827	3,405,695	4,003,985	2,978,433	2,978,433	2,978,433

Douglas County, Oregon
 Health and Social Services Fund
 Public Health

PERSONNEL SERVICES						
		Actual	Actual	Revised	Budget	
		FTE	FTE	Budget	FY 23-24	
		<u>FY 20-21</u>	<u>FY 21-22</u>	<u>FY 22-23</u>	<u>FTE</u>	<u>Amount</u>
PH Administrator / Health Officer		0.25	0.25	0.25	0.25	37,336
Temporary						1,000
PERS						
Social Security	7.65%					2,933
Paid Family & Med Leave Ins	0.40%					153
Worker's Compensation	0.85%					326
Unemployment	0.40%					153
Total Personnel Services						<u><u>41,901</u></u>

VETERANS SERVICES



Douglas County, Oregon
 Health and Social Services Fund
 Veterans Services (4040)

Department Overview

	Actual FY 19-20	Actual FY 20-21	Actual FY 21-22	Revised Budget FY 22-23	Proposed FY 23-24	Approved FY 23-24	Adopted FY 23-24
<u>RESOURCES</u>							
Intergovernmental Revenues	162,633	147,287	163,941	160,238	159,941	159,941	159,941
Total Revenue	162,633	147,287	163,941	160,238	159,941	159,941	159,941
<u>REQUIREMENTS</u>							
Personnel Services	277,217	325,487	367,181	511,251	609,451	609,451	609,451
Materials and Services	46,173	29,844	128,309	62,192	54,333	54,333	54,333
Transfers Out: General Fund	23,831	26,653	26,653	26,653	25,000	25,000	25,000
Total Expenditures	347,221	381,984	522,143	600,096	688,784	688,784	688,784
<i>Use of General County Resources</i>	184,588	234,697	358,202	439,858	528,843	528,843	528,843
Staffing FTE	5.00	5.00	5.30	5.80	5.80	5.80	5.80

Douglas County, Oregon
Health and Social Services Fund
Veterans Services

Department Detail

		Actual	Actual	Revised	Proposed	Approved	Adopted
		FY 20-21	FY 21-22	Budget	FY 23-24	FY 23-24	FY 23-24
				FY 22-23			
2070-40-4040-326100	St/Fed DAS COVID19 CARES	549	0	0	0	0	0
2070-40-4040-338003	State OR Dept Veterans Affairs	146,738	163,941	160,238	159,941	159,941	159,941
Total Revenue		147,287	163,941	160,238	159,941	159,941	159,941
2070-40-4040-400000	Regular Employees	192,741	210,347	285,527	344,701	344,701	344,701
2070-40-4040-405000	Overtime	0	354	0	0	0	0
2070-40-4040-450000	PERS	68,351	88,327	120,186	159,321	159,321	159,321
2070-40-4040-451000	Social Security	14,052	15,385	21,843	26,370	26,370	26,370
2070-40-4040-451500	Paid Family & Med Leave Ins	0	0	571	1,379	1,379	1,379
2070-40-4040-452000	Worker's Compensation	1,920	1,475	1,999	2,930	2,930	2,930
2070-40-4040-453000	Unemployment	1,157	1,264	1,713	1,379	1,379	1,379
2070-40-4040-454000	Medical and Dental Insurance	47,266	50,029	79,412	73,371	73,371	73,371
Total Personnel Services		325,487	367,181	511,251	609,451	609,451	609,451
2070-40-4040-509900	Other Professional Services	1,181	13,264	1,000	3,000	3,000	3,000
2070-40-4040-556000	Grant Assistance	0	90,350	20,000	0	0	0
2070-40-4040-629500	Equipment-Noninventory	991	2,018	1,000	5,000	5,000	5,000
2070-40-4040-629502	Equip-Noninv Computer Rep	0	0	2,899	3,650	3,650	3,650
2070-40-4040-629900	Other Materials and Supplies	215	1,464	300	600	600	600
2070-40-4040-645002	Equipment/Vehicle Copy Mach	239	227	400	400	400	400
2070-40-4040-646000	Software	185	113	2,923	5,033	5,033	5,033
2070-40-4040-646002	Software Maintenance	2,366	2,245	3,000	3,450	3,450	3,450
2070-40-4040-650000	Interdept Vehicle Expense	120	350	600	400	400	400
2070-40-4040-668001	Communication Telephone	2,273	3,287	3,800	3,500	3,500	3,500
2070-40-4040-672001	Fire/Liab Interdept Charges	4,200	2,300	2,200	3,700	3,700	3,700
2070-40-4040-730000	Advertising/Publicity	5,226	0	250	1,200	1,200	1,200
2070-40-4040-735000	Printing	543	803	1,500	2,500	2,500	2,500
2070-40-4040-740000	Office Supplies and Expenses	7,211	3,702	3,000	6,000	6,000	6,000
2070-40-4040-741000	Postage	2,094	3,412	3,000	2,000	2,000	2,000
2070-40-4040-750000	Subscriptions Books & Periodi	0	0	250	300	300	300
2070-40-4040-755080	Travel Mileage Reimbursement	0	0	200	500	500	500
2070-40-4040-756000	Conventions Schools Seminars	2,800	4,154	15,000	12,000	12,000	12,000
2070-40-4040-758000	Dues and Memberships	200	550	800	1,000	1,000	1,000
2070-40-4040-785000	Pre-employment Testing	0	70	70	100	100	100
Total Materials and Services		29,844	128,309	62,192	54,333	54,333	54,333

Douglas County, Oregon
 Health and Social Services Fund
 Veterans Services

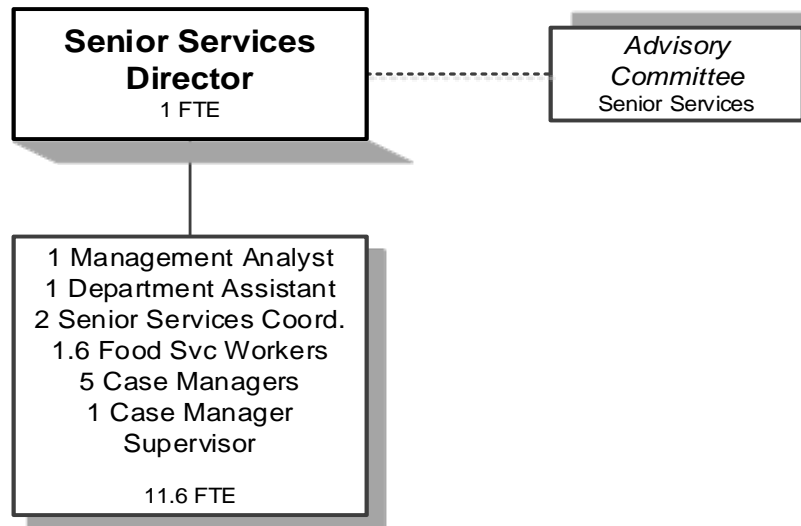
Department Detail

		Actual	Actual	Revised	Proposed	Approved	Adopted
		FY 20-21	FY 21-22	Budget	FY 23-24	FY 23-24	FY 23-24
				FY 22-23			
2070-40-4040-950100	Transfers To General Fund	26,653	26,653	26,653	25,000	25,000	25,000
Total Other Requirements		26,653	26,653	26,653	25,000	25,000	25,000
Total Expenditures		381,984	522,143	600,096	688,784	688,784	688,784

Douglas County, Oregon
Health and Social Services Fund
Veterans Services

PERSONNEL SERVICES					
	Actual		Revised	Budget	
	FTE	FTE	Budget	FY 23-24	
	FY 20-21	FY 21-22	FY 22-23	FTE	Amount
Veterans Service Officer	1.00	1.00	1.00	1.00	91,081
Veterans Claims Specialist	2.40	3.80	3.80	2.80	163,983
Senior Department Assistant	1.60	0.50	1.00		
Administrative Assistant				2.00	89,637
Total Regular	5.00	5.30	5.80	5.80	344,701
PERS		42.99%, 50.42%			159,321
Social Security		7.65%			26,370
Paid Family & Med Leave Ins		0.40%			1,379
Worker's Compensation		0.85%			2,930
Unemployment		0.40%			1,379
Medical & Dental Insurance		Varied			73,371
Total Personnel Services					609,451

SENIOR SERVICES



Douglas County, Oregon
 Health and Social Services Fund
 Senior Services Division (4050)

Department Overview

	Actual FY 19-20	Actual FY 20-21	Actual FY 21-22	Revised Budget FY 22-23	Proposed FY 23-24	Approved FY 23-24	Adopted FY 23-24
<u>RESOURCES</u>							
<i>Beginning Fund Balance (Use Restricted)</i>	5,135						
Intergovernmental Revenues	1,786,415	1,765,069	1,554,739	1,816,208	2,080,450	2,080,450	2,080,450
Charges and Other Revenues	55,358	49,582	42,963	43,100	51,200	51,200	51,200
Total	1,841,773	1,814,651	1,597,702	1,859,308	2,131,650	2,131,650	2,131,650
<u>REQUIREMENTS</u>							
Personnel Services	780,909	721,693	737,432	973,406	1,121,810	1,121,810	1,121,810
Materials and Services	993,730	969,742	823,087	1,120,743	1,251,854	1,251,854	1,251,854
Capital Outlay	36,643	61,273					
Transfers Out: General Fund	48,115	48,115	48,115	48,115	50,000	50,000	50,000
Total	1,859,397	1,800,823	1,608,634	2,142,264	2,423,664	2,423,664	2,423,664
<i>Ending Balance (Use Restricted)</i>							
<i>Use of General County Resources</i>	17,624	(13,828)	10,932	282,956	292,014	292,014	292,014
<i>Staffing FTE</i>	9.10	9.10	9.10	10.60	12.60	12.60	12.60

Douglas County, Oregon
 Health and Social Services Fund
 Senior Services

Department Detail

		Actual	Actual	Revised	Proposed	Approved	Adopted
		FY 20-21	FY 21-22	Budget	FY 23-24	FY 23-24	FY 23-24
				FY 22-23			
2070-40-4050-268001	Congregate Senior Meals	16,576	21,759	19,000	32,000	32,000	32,000
2070-40-4050-268002	Home Delivered Senior Meals	18,947	15,590	18,000	16,200	16,200	16,200
2070-40-4050-268010	Seniors Home Care	2,625	2,064	2,500	0	0	0
2070-40-4050-322000	St/Fed Dept of Human Services	0	0	241,000	206,352	206,352	206,352
2070-40-4050-322001	St/Fed DHS SSD Title 19 Reimb	95,900	106,140	109,345	112,589	112,589	112,589
2070-40-4050-322002	St/Fed DHS OAA IIIB Soc Svcs	165,674	46,196	192,000	216,582	216,582	216,582
2070-40-4050-322003	St/Fed DHS OAA IIIC1 Cong Meal	234,035	49,819	243,000	310,040	310,040	310,040
2070-40-4050-322004	St/Fed DHS OAA IIIC2 Home Delv	182,428	78,283	262,000	223,150	223,150	223,150
2070-40-4050-322005	St/Fed DHS NSIP Cash-in-Lieu	51,702	44,962	44,962	43,245	43,245	43,245
2070-40-4050-322006	St/Fed DHS OAA IIID In-HomeSvc	12,862	0	0	0	0	0
2070-40-4050-322007	St/Fed DHS OAA IIIE FamilyCare	20,626	4,569	50,000	59,500	59,500	59,500
2070-40-4050-322008	St/Fed DHS OAA IIIE FCG Meals	20,267	5,102	29,000	42,000	42,000	42,000
2070-40-4050-322009	St/Fed DHS VII B ElderAbusePrv	3,790	0	4,000	4,000	4,000	4,000
2070-40-4050-322010	St/Fed DHS Title 19-Home Delv	81,539	94,425	90,000	96,500	96,500	96,500
2070-40-4050-322013	St/Fed DHS FFCRA	6,251	0	0	0	0	0
2070-40-4050-322014	St/Fed DHS CARES	144,746	0	0	0	0	0
2070-40-4050-322015	St/Fed DHS OAA IIIC2 HDC5	87,451	0	0	0	0	0
2070-40-4050-322016	St/Fed DHS ARP	0	664,887	0	0	0	0
2070-40-4050-322018	SS St/Fed DHS Meals	0	0	0	13,371	13,371	13,371
2070-40-4050-322019	SS St/Fed DHS Home Care Wrk	0	0	0	154,000	154,000	154,000
2070-40-4050-326100	St/Fed DAS COVID19 CARES	103,484	0	0	0	0	0
2070-40-4050-332000	State Dept of Human Services	32,679	0	0	50,000	50,000	50,000
2070-40-4050-332001	State DHS OR Project Indepndnc	104,689	99,914	100,632	144,017	144,017	144,017
2070-40-4050-332002	State DHS OPI Home Care Worker	302,802	212,531	285,000	250,000	250,000	250,000
2070-40-4050-332003	State DHS OPI Meals	21,573	19,650	20,000	15,000	15,000	15,000
2070-40-4050-332004	State DHS ADRC Options Consing	11,028	25,056	52,269	30,104	30,104	30,104
2070-40-4050-332005	State DHS ADRC Mental Health	2,633	0	0	0	0	0
2070-40-4050-332007	State DHS ADRC Veterans	72,910	96,834	93,000	110,000	110,000	110,000
2070-40-4050-339500	Local Assistance	6,000	6,371	0	0	0	0
2070-40-4050-384xxx	Contributions and Donations	4,825	3,550	3,600	3,000	3,000	3,000
2070-40-4050-387900	Miscellaneous Revenues	6,607	0	0	0	0	0
2070-40-4050-387980	Misc Cash Over/Short	2	0	0	0	0	0
Total Revenue		1,814,651	1,597,702	1,859,308	2,131,650	2,131,650	2,131,650

Douglas County, Oregon
 Health and Social Services Fund
 Senior Services

Department Detail

		Actual	Actual	Revised	Proposed	Approved	Adopted
		FY 20-21	FY 21-22	Budget	FY 23-24	FY 23-24	FY 23-24
				FY 22-23			
2070-40-4050-400000	Regular Employees	365,328	392,724	518,051	596,520	596,520	596,520
2070-40-4050-403000	Temporary Employees	60,127	45,097	37,600	52,000	52,000	52,000
2070-40-4050-450000	PERS	151,177	161,541	227,025	262,864	262,864	262,864
2070-40-4050-451000	Social Security	31,455	32,443	42,508	49,612	49,612	49,612
2070-40-4050-451500	Paid Family & Med Leave Ins	0	0	1,153	2,594	2,594	2,594
2070-40-4050-452000	Worker's Compensation	4,240	3,065	3,921	5,512	5,512	5,512
2070-40-4050-453000	Unemployment	2,552	2,627	3,290	2,594	2,594	2,594
2070-40-4050-454000	Medical and Dental Insurance	106,814	99,935	139,858	150,114	150,114	150,114
Total Personnel Services		721,693	737,432	973,406	1,121,810	1,121,810	1,121,810
2070-40-4050-509900	Other Professional Services	10,362	0	2,000	17,000	17,000	17,000
2070-40-4050-530000	Health & Social Svcs Contracts	12,840	0	28,427	1,700	1,700	1,700
2070-40-4050-533505	Senior Food Services Contracts	180,947	188,138	185,000	240,000	240,000	240,000
2070-40-4050-533507	Senior Other Agency Food Svcs	40,502	16,000	16,000	16,000	16,000	16,000
2070-40-4050-533510	Senior Home Delivered Food	265,489	255,652	258,000	358,000	358,000	358,000
2070-40-4050-533525	Senior Legal Services	16,790	7,770	14,000	14,000	14,000	14,000
2070-40-4050-533535	Senior Family Caregiver	1,988	0	3,000	3,000	3,000	3,000
2070-40-4050-537010	Home Care Workers Contracts	302,802	212,531	459,458	404,000	404,000	404,000
2070-40-4050-579055	Transp Cost Volunteer Reimb	18,451	23,380	30,000	32,000	32,000	32,000
2070-40-4050-579060	Volunteer Reimbursement	0	2,471	0	15,000	15,000	15,000
2070-40-4050-629500	Equipment-Noninventory	5,672	368	0	0	0	0
2070-40-4050-629502	Equip-Noninv Computer Rep	0	4,456	1,700	6,850	6,850	6,850
2070-40-4050-629900	Other Materials and Supplies	6,911	6,736	7,000	6,350	6,350	6,350
2070-40-4050-640000	Land and Building Rent	48,563	48,926	49,313	49,313	49,313	49,313
2070-40-4050-645002	Equipment/Vehicle Copy Mach	668	1,005	955	1,583	1,583	1,583
2070-40-4050-646000	Software	1,653	1,169	8,240	9,263	9,263	9,263
2070-40-4050-646002	Software Maintenance	121	0	0	0	0	0
2070-40-4050-650000	Interdept Vehicle Expense	13,464	17,500	16,640	36,950	36,950	36,950
2070-40-4050-651002	Equip/Vehicle Service Contract	81	10	0	0	0	0
2070-40-4050-668001	Communication Telephone	12,435	7,704	9,490	12,800	12,800	12,800
2070-40-4050-672001	Fire/Liab Interdept Charges	8,500	4,400	4,500	6,500	6,500	6,500
2070-40-4050-680000	Laundry and Dry Cleaning	4,900	5,076	4,050	2,700	2,700	2,700
2070-40-4050-685000	License and Permit Fees	1,920	0	2,275	1,250	1,250	1,250
2070-40-4050-692000	Awards and Recognitions	260	1,302	470	120	120	120

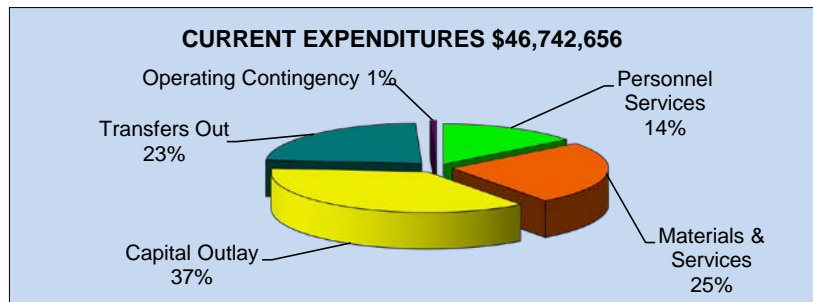
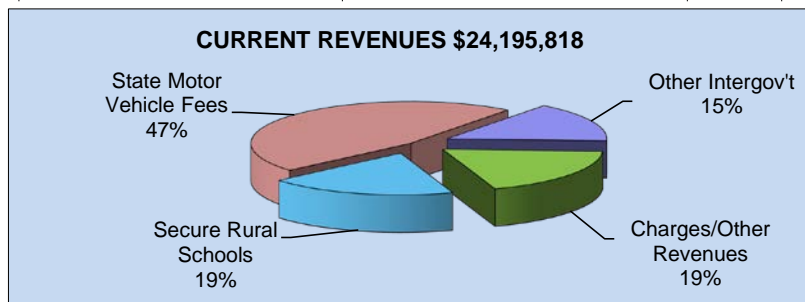
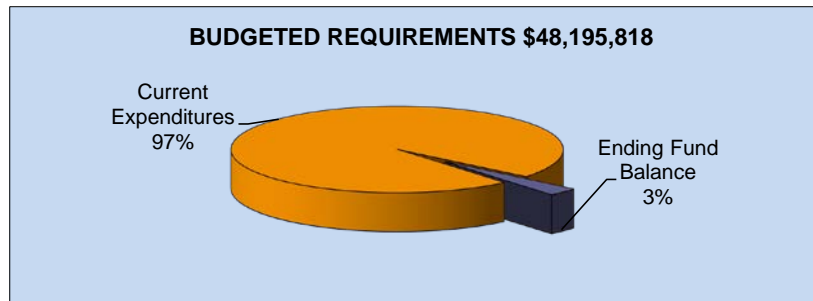
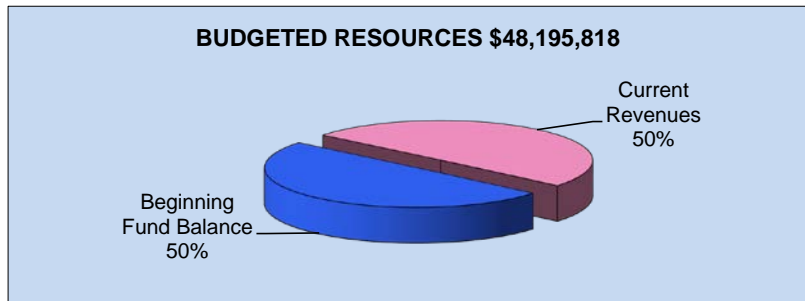
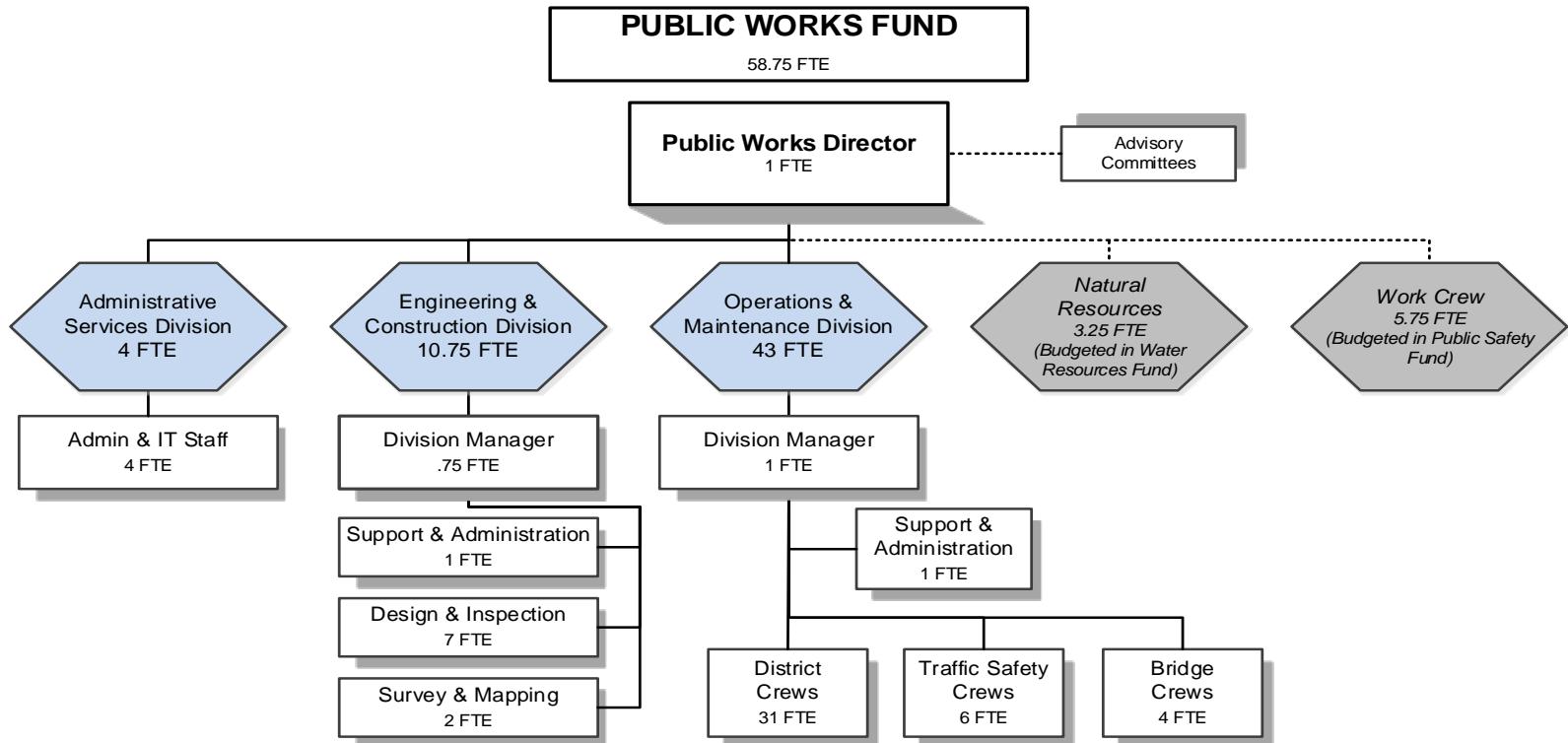
Douglas County, Oregon
 Health and Social Services Fund
 Senior Services

Department Detail

		Actual	Actual	Revised	Proposed	Approved	Adopted
		FY 20-21	FY 21-22	Budget FY 22-23	FY 23-24	FY 23-24	FY 23-24
2070-40-4050-730000	Advertising/Publicity	2,035	5,297	2,010	2,390	2,390	2,390
2070-40-4050-740000	Office Supplies and Expenses	2,118	2,555	2,070	3,040	3,040	3,040
2070-40-4050-741000	Postage	1,551	1,293	1,470	1,240	1,240	1,240
2070-40-4050-750000	Subscriptions Books & Periodi	0	409	450	450	450	450
2070-40-4050-755080	Travel Mileage Reimbursement	2,899	1,436	2,485	340	340	340
2070-40-4050-756000	Conventions Schools Seminars	230	1,193	4,910	8,880	8,880	8,880
2070-40-4050-756005	Conv Schools Sem Volunteers	0	0	100	50	50	50
2070-40-4050-758000	Dues and Memberships	5,590	5,390	6,080	735	735	735
2070-40-4050-780000	Legal Publication and Printing	0	0	150	50	50	50
2070-40-4050-785000	Pre-employment Testing	0	920	500	300	300	300
Total Materials and Services		969,742	823,087	1,120,743	1,251,854	1,251,854	1,251,854
2070-40-4050-830000	Vehicles and Heavy Equipment	61,273	0	0	0	0	0
Total Capital Outlay		61,273	0	0	0	0	0
2070-40-4050-950100	Transfers To General Fund	48,115	48,115	48,115	50,000	50,000	50,000
Total Other Requirements		48,115	48,115	48,115	50,000	50,000	50,000
Total Expenditures		1,800,823	1,608,634	2,142,264	2,423,664	2,423,664	2,423,664

Douglas County, Oregon
Health and Social Services Fund
Senior Services Division

PERSONNEL SERVICES					
	Actual	Actual	Revised	Budget	
	FTE	FTE	FTE	FY 23-24	
	FY 20-21	FY 21-22	FY 22-23	FTE	Amount
Senior Services Director	1.00	1.00	1.00	1.00	86,412
Senior Services Case Manager	4.00	4.00	4.00	5.00	236,362
Senior Services Coordinator	1.00	1.00	2.00	2.00	81,520
Food Service Worker	1.10	1.10	1.60	1.60	47,476
Management Analyst 2	1.00	1.00	1.00	1.00	54,310
Case Manager Supervisor				1.00	56,515
Department Assistant	1.00	1.00	1.00	1.00	33,925
Total Regular	9.10	9.10	10.60	12.60	596,520
Temporary					52,000
PERS		42.99%, 50.42%			262,864
Social Security		7.65%			49,612
Paid Family & Med Leave Ins		0.40%			2,594
Worker's Compensation		0.85%			5,512
Unemployment		0.40%			2,594
Medical & Dental Insurance		Varied			150,114
Total Personnel Services					1,121,810



Douglas County, Oregon
Public Works Fund (2010)
Summary

Summary

	Actual FY 19-20	Actual FY 20-21	Actual FY 21-22	Revised Budget FY 22-23	Proposed FY 23-24	Approved FY 23-24	Adopted FY 23-24
<u>RESOURCES</u>							
Beginning Fund Balance	46,828,414	42,090,863	39,160,799	30,000,000	24,000,000	24,000,000	24,000,000
Intergovernmental Revenues:							
Secure Rural Schools (SRS) Title I - Forest Service	4,381,414	3,891,892	4,584,598	4,591,823	4,584,598	4,584,598	4,584,598
State Motor Vehicle Fees	8,619,115	9,745,043	10,899,671	10,995,106	11,299,355	11,299,355	11,299,355
Other	8,351,797	5,774,773	3,795,713	6,028,996	3,713,548	3,713,548	3,713,548
Charges, Fines, Fees	175,859	1,811,703	135,303	33,600	12,000	12,000	12,000
Interest	924,996	441,614	211,459	300,000	300,000	300,000	300,000
Transfers In: Title III	161,232	322,019	653,966	5,840,752	4,286,317	4,286,317	4,286,317
Total Revenues	22,614,413	21,987,044	20,280,710	27,790,277	24,195,818	24,195,818	24,195,818
TOTAL RESOURCES	69,442,827	64,077,907	59,441,509	57,790,277	48,195,818	48,195,818	48,195,818
<u>REQUIREMENTS</u>							
Personnel Services	4,630,818	5,016,926	5,480,057	6,240,858	6,774,218	6,774,218	6,774,218
Materials and Services	5,498,489	4,746,201	4,556,839	11,526,631	11,873,743	11,873,743	11,873,743
Capital Outlay	9,702,657	7,628,981	10,088,317	16,216,667	17,046,833	17,046,833	17,046,833
Operating Contingency				300,000	300,000	300,000	300,000
Transfers Out: General Fund	1,150,000	1,075,000	1,045,000	1,044,000	1,087,000	1,087,000	1,087,000
County Forest Management Fund	60,000	60,000	60,000	60,000			
Public Safety Fund - Radio	60,000	60,000	60,000	60,000	60,000	60,000	60,000
Public Safety Fund - Sheriff	6,250,000	6,330,000	6,750,000	7,957,649	9,600,862	9,600,862	9,600,862
Total Expenditures	27,351,964	24,917,108	28,040,213	43,405,805	46,742,656	46,742,656	46,742,656
Ending Fund Balance	42,090,863	39,160,799	31,401,296	14,384,472	1,453,162	1,453,162	1,453,162
TOTAL REQUIREMENTS	69,442,827	64,077,907	59,441,509	57,790,277	48,195,818	48,195,818	48,195,818
Change in Fund Balance	(4,737,551)	(2,930,064)	(7,759,503)	(15,615,528)	(22,546,838)	(22,546,838)	(22,546,838)
Staffing FTE	60.50	57.50	57.50	57.50	58.75	58.75	58.75

Douglas County, Oregon
Public Works Fund
Revenues

Detailed Revenues

	Actual FY 20-21	Actual FY 21-22	Revised Budget FY 22-23	Proposed FY 23-24	Approved FY 23-24	Adopted FY 23-24
2010-20-3000-240000	0	11,345	0	0	0	0
2010-20-3000-289000	269,446	59,724	21,600	0	0	0
2010-20-3000-289001	0	6,000	0	0	0	0
2010-20-2100-289903	225,000	0	0	0	0	0
2010-20-3000-303000	0	35	0	0	0	0
2010-20-3000-310501	24,108	28,398	15,302	28,398	28,398	28,398
2010-20-3000-311001	3,891,892	4,584,598	4,591,823	4,584,598	4,584,598	4,584,598
2010-20-3000-312000	16,470	3,680	0	0	0	0
2010-20-3000-325301	(51,359)	0	0	0	0	0
2010-20-3000-325304	0	1,696,761	0	0	0	0
2010-20-3000-326100	5,420	0	0	0	0	0
2010-20-3000-334000	4,602,260	1,944,791	5,947,124	3,620,497	3,620,497	3,620,497
2010-20-3000-339500	341,917	0	0	0	0	0
2010-20-3000-345003	9,745,043	10,899,671	10,995,106	11,299,355	11,299,355	11,299,355
2010-20-3000-345015	46,576	46,175	46,570	44,653	44,653	44,653
2010-20-3000-345016	698,539	0	0	0	0	0
2010-20-3000-365000	90,842	75,908	20,000	20,000	20,000	20,000
2010-20-3000-378001	1,693	387	0	0	0	0
2010-20-3000-380000	441,011	211,459	300,000	300,000	300,000	300,000
2010-20-3000-381002	603	0	0	0	0	0
2010-20-3000-382000	27,011	21,170	0	0	0	0
2010-20-3000-387080	249,500	8,400	0	0	0	0
2010-20-3000-387085	0	2,772	0	0	0	0
2010-20-3000-387090	71,257	0	0	0	0	0
2010-20-3000-387522	40	0	0	0	0	0
2010-20-2100-387900	3,300	2,500	10,000	10,000	10,000	10,000
2010-20-3000-387900	14,761	22,970	2,000	2,000	2,000	2,000
2010-20-3000-387990	949,695	0	0	0	0	0
2010-20-3000-390216	322,019	653,966	5,840,752	4,286,317	4,286,317	4,286,317
Total Revenue	21,987,044	20,280,710	27,790,277	24,195,818	24,195,818	24,195,818

Douglas County, Oregon
Public Works Fund
Administration (2000)

Department Overview

	Actual FY 19-20	Actual FY 20-21	Actual FY 21-22	Revised Budget FY 22-23	Proposed FY 23-24	Approved FY 23-24	Adopted FY 23-24
<u>REQUIREMENTS</u>							
Personnel Services	393,825	382,196	494,803	533,979	700,939	700,939	700,939
Materials and Services	4,283	3,700	8,019	18,000	17,000	17,000	17,000
Capital Outlay		1,869		50,000			
TOTAL REQUIREMENTS	398,108	387,765	502,822	601,979	717,939	717,939	717,939
Staffing FTE	3.75	3.75	3.75	3.75	5.00	5.00	5.00

Douglas County, Oregon
Public Works Fund
Administration

Department Detail

		Actual	Actual	Revised	Proposed	Approved	Adopted
		FY 20-21	FY 21-22	Budget	FY 23-24	FY 23-24	FY 23-24
				FY 22-23			
2010-20-2000-400000	Regular Employees	227,978	284,684	318,597	417,988	417,988	417,988
2010-20-2000-403000	Temporary Employees	11,437	13	0	0	0	0
2010-20-2000-450000	PERS	78,313	145,629	132,790	179,692	179,692	179,692
2010-20-2000-451000	Social Security	17,917	21,412	24,373	31,976	31,976	31,976
2010-20-2000-451500	Paid Family & Med Leave Ins	0	0	637	1,672	1,672	1,672
2010-20-2000-452000	Worker's Compensation	1,193	996	1,115	2,090	2,090	2,090
2010-20-2000-453000	Unemployment	753	854	956	418	418	418
2010-20-2000-454000	Medical and Dental Insurance	44,605	41,215	55,511	67,103	67,103	67,103
Total Personnel Services		382,196	494,803	533,979	700,939	700,939	700,939
2010-20-2000-519900	Other Technical Services	0	0	1,000	1,000	1,000	1,000
2010-20-2000-629500	Equipment-Noninventory	107	0	500	500	500	500
2010-20-2000-646000	Software	301	0	1,000	1,000	1,000	1,000
2010-20-2000-650000	Interdept Vehicle Expense	2,798	5,756	8,000	8,000	8,000	8,000
2010-20-2000-668001	Communication Telephone	72	71	500	500	500	500
2010-20-2000-740000	Office Supplies and Expenses	0	836	2,500	2,000	2,000	2,000
2010-20-2000-741000	Postage	214	40	500	500	500	500
2010-20-2000-756000	Conventions Schools Seminars	208	1,086	3,000	2,500	2,500	2,500
2010-20-2000-758000	Dues and Memberships	0	230	1,000	1,000	1,000	1,000
Total Materials and Services		3,700	8,019	18,000	17,000	17,000	17,000
2010-20-2000-820099	Furniture and Equipment Noninv	1,869	0	0	0	0	0
2010-20-2000-830000	Vehicles and Heavy Equipment	0	0	50,000	0	0	0
Total Capital Outlay		1,869	0	50,000	0	0	0
Total Expenditures		387,765	502,822	601,979	717,939	717,939	717,939

Douglas County, Oregon
Public Works Fund
Administration

PERSONNEL SERVICES					
	Actual	Actual	Revised	Budget	
	FTE	FTE	FTE	FY 23-24	
	<u>FY20-21</u>	<u>FY21-22</u>	<u>FY22-23</u>	<u>FTE</u>	<u>Amount</u>
Public Works Director	0.75	0.75	0.75	1.00	154,981
IS Tech Support Analyst 3	1.00	1.00	1.00	1.00	101,335
Information Systems Tech	1.00	1.00	1.00	1.00	53,676
Business Administrative Coordinator		1.00			
Division Business Manager			1.00	1.00	64,960
Administrative Assistant				1.00	43,036
Executive Admin Asst	<u>1.00</u>				
Total Regular	<u>3.75</u>	<u>3.75</u>	<u>3.75</u>	<u>5.00</u>	<u>417,988</u>
PERS		42.99%, 50.42%			179,692
Social Security		7.65%			31,976
Paid Family & Med Leave Ins		0.40%			1,672
Worker's Compensation		0.50%			2,090
Unemployment		0.10%			418
Medical & Dental Insurance		Varied			<u>67,103</u>
Total Personnel Services					<u><u>700,939</u></u>

Douglas County, Oregon
Public Works Fund
Engineering

Department Detail

		Actual	Actual	Revised	Proposed	Approved	Adopted
		FY 20-21	FY 21-22	Budget FY 22-23	FY 23-24	FY 23-24	FY 23-24
2010-20-2100-400000	Regular Employees	485,074	539,746	669,862	753,244	753,244	753,244
2010-20-2100-403000	Temporary Employees	16,123	0	9,500	20,000	20,000	20,000
2010-20-2100-405000	Overtime	374	1,973	5,000	5,000	5,000	5,000
2010-20-2100-450000	PERS	184,192	240,860	306,055	349,614	349,614	349,614
2010-20-2100-451000	Social Security	36,781	40,069	52,354	59,536	59,536	59,536
2010-20-2100-451500	Paid Family & Med Leave Ins	0	0	1,369	3,113	3,113	3,113
2010-20-2100-452000	Worker's Compensation	2,499	1,896	2,395	3,891	3,891	3,891
2010-20-2100-453000	Unemployment	1,505	1,625	2,053	778	778	778
2010-20-2100-454000	Medical and Dental Insurance	128,176	124,260	155,355	172,187	172,187	172,187
Total Personnel Services		854,724	950,429	1,203,943	1,367,363	1,367,363	1,367,363
2010-20-2100-502000	Engineering Services	25,396	35,122	150,000	150,000	150,000	150,000
2010-20-2100-509900	Other Professional Services	40,309	30,665	300,000	300,000	300,000	300,000
2010-20-2100-513000	Material Testing	0	0	1,000	1,000	1,000	1,000
2010-20-2100-519900	Other Technical Services	8,005	7,290	60,000	60,000	60,000	60,000
2010-20-2100-607000	Field Supplies	612	244	3,000	3,000	3,000	3,000
2010-20-2100-629500	Equipment-Noninventory	1,885	145	13,000	5,000	5,000	5,000
2010-20-2100-629502	Equipment-Noninv Computer Rep	0	0	8,300	9,200	9,200	9,200
2010-20-2100-629900	Other Materials and Supplies	373	195	5,000	5,000	5,000	5,000
2010-20-2100-646000	Software	52,643	42,709	35,706	9,828	9,828	9,828
2010-20-2100-646002	Software Maintenance	24,751	37,220	80,425	71,015	71,015	71,015
2010-20-2100-650000	Interdept Vehicle Expense	10,242	10,890	30,000	30,000	30,000	30,000
2010-20-2100-651092	Equip/Vehicle Traffic Sfty III	27,149	19,953	30,000	30,000	30,000	30,000
2010-20-2100-668001	Communication Telephone	4,930	5,810	8,000	8,000	8,000	8,000
2010-20-2100-671555	Workers' Comp InterdeptCharges	321	0	1,000	1,000	1,000	1,000
2010-20-2100-672001	Fire/Liab Interdept Charges	50,000	33,000	32,750	37,100	37,100	37,100
2010-20-2100-685000	License and Permit Fees	0	1,386	10,000	10,000	10,000	10,000
2010-20-2100-740000	Office Supplies and Expenses	5,450	5,695	20,000	20,000	20,000	20,000
2010-20-2100-741000	Postage	228	183	2,000	2,000	2,000	2,000
2010-20-2100-756000	Conventions Schools Seminars	4,040	3,462	15,000	15,000	15,000	15,000
2010-20-2100-780000	Legal Publication and Printing	1,728	569	5,000	5,000	5,000	5,000
2010-20-2100-782000	Advisory Committee Expense	508	300	9,000	9,000	9,000	9,000
2010-20-2100-785000	Pre-employment Testing	455	145	1,000	1,000	1,000	1,000
2010-20-2100-790000	Miscellaneous	7,930	609	12,000	12,000	12,000	12,000
Total Materials and Services		266,955	235,592	832,181	794,143	794,143	794,143

Douglas County, Oregon
Public Works Fund
Engineering

Department Detail

		Actual FY 20-21	Actual FY 21-22	Revised Budget FY 22-23	Proposed FY 23-24	Approved FY 23-24	Adopted FY 23-24
2010-20-2100-800051	Land Noninventory Right of Way	2,562	46,800	50,000	50,000	50,000	50,000
2010-20-2100-820000	Furniture and Equipment	0	0	0	28,000	28,000	28,000
2010-20-2100-820099	Furniture and Equipment Noninv	6,815	3,932	0	0	0	0
2010-20-2100-830000	Vehicles and Heavy Equipment	27,649	0	0	50,000	50,000	50,000
2010-20-2100-880000	Work in Progress	5,918,777	6,631,158	0	0	0	0
2010-20-2100-890000	Infrastructure	0	2,266,407	14,700,252	15,843,833	15,843,833	15,843,833
2010-20-2100-890099	Infrastructure Noninventory	371,576	358,780	0	0	0	0
Total Capital Outlay		6,327,379	9,307,077	14,750,252	15,971,833	15,971,833	15,971,833
Total Expenditures		7,449,058	10,493,098	16,786,376	18,133,339	18,133,339	18,133,339

Douglas County, Oregon
Public Works Fund
Engineering

PERSONNEL SERVICES					
	Actual	Actual	Revised	Budget	
	FTE	FTE	Budget	FY 23-24	
	FY 20-21	FY 21-22	FTE FY 22-23	FTE	Amount
Eng & Const Division Engineer	0.75	0.75	0.75	0.75	94,480
Natural Resources Specialist	1.00	1.00	1.00	1.00	81,267
Bridge Engineer	1.00	2.00	2.00	2.00	162,792
Eng Contract Administrator	1.00				
Engineering Systems Specialist	1.00	1.00	1.00	1.00	72,636
GIS Analyst				1.00	60,362
Engineering Technician 3	1.00	1.00	1.00		
Engineering Technician 2	4.00	4.00	4.00	4.00	232,475
Administrative Assistant				1.00	49,232
Office Manager 2	1.00	1.00	1.00		
Total Regular	10.75	10.75	10.75	10.75	753,244
Temporary					20,000
Overtime					5,000
PERS		42.99%, 50.42%			349,614
Social Security		7.65%			59,536
Paid Family & Med Leave Ins		0.40%			3,113
Worker's Compensation		0.50%			3,891
Unemployment		0.10%			778
Medical & Dental Insurance		Varied			172,187
Total Personnel Services					1,367,363

Douglas County, Oregon
Public Works Fund
Highway Operations and Maintenance (2200)

Department Overview

	Actual FY 19-20	Actual FY 20-21	Actual FY 21-22	Revised Budget FY 22-23	Proposed FY 23-24	Approved FY 23-24	Adopted FY 23-24
<u>REQUIREMENTS</u>							
Personnel Services	3,422,000	3,780,006	4,034,825	4,502,936	4,705,916	4,705,916	4,705,916
Materials and Services	4,801,230	4,475,546	4,313,228	10,676,450	11,062,600	11,062,600	11,062,600
Capital Outlay	720,663	1,299,733	781,240	1,416,415	1,075,000	1,075,000	1,075,000
TOTAL REQUIREMENTS	8,943,893	9,555,285	9,129,293	16,595,801	16,843,516	16,843,516	16,843,516
Staffing FTE	46.00	43.00	43.00	43.00	43.00	43.00	43.00

Capital Outlay:

Track Mounted, Hydraulic Excavator	300,000
Asphalt Hot Box	100,000
AWD Grader	475,000
Equipment Storage Building	200,000
	1,075,000

Douglas County, Oregon
Public Works Fund
Highway Operations and Maintenance

Department Detail

		Actual	Actual	Revised	Proposed	Approved	Adopted
		FY 20-21	FY 21-22	Budget FY 22-23	FY 23-24	FY 23-24	FY 23-24
2010-20-2200-400000	Regular Employees	1,966,585	2,042,718	2,236,559	2,330,590	2,330,590	2,330,590
2010-20-2200-403000	Temporary Employees	75,099	103,849	97,000	97,000	97,000	97,000
2010-20-2200-405000	Overtime	71,966	54,814	80,000	80,000	80,000	80,000
2010-20-2200-450000	PERS	774,478	934,150	1,084,710	1,168,932	1,168,932	1,168,932
2010-20-2200-451000	Social Security	155,245	162,776	184,636	191,831	191,831	191,831
2010-20-2200-451500	Paid Family & Med Leave Ins	0	0	4,827	10,030	10,030	10,030
2010-20-2200-452000	Worker's Compensation	63,145	44,026	48,271	53,912	53,912	53,912
2010-20-2200-453000	Unemployment	19,022	19,811	21,723	17,554	17,554	17,554
2010-20-2200-454000	Medical and Dental Insurance	654,466	672,681	745,210	756,067	756,067	756,067
Total Personnel Services		3,780,006	4,034,825	4,502,936	4,705,916	4,705,916	4,705,916
2010-20-2200-509900	Other Professional Services	11,117	0	0	0	0	0
2010-20-2200-519900	Other Technical Services	689,845	363,389	1,553,500	1,624,500	1,624,500	1,624,500
2010-20-2200-600001	Road/Bridge Materials Rock	681,518	334,644	1,613,200	1,008,200	1,008,200	1,008,200
2010-20-2200-600002	Road/Bridge Asphalt Concrete	536,368	585,951	2,500,000	3,000,000	3,000,000	3,000,000
2010-20-2200-600003	Road/Bridge Liquid Asphalt	765,307	961,344	2,000,000	2,000,000	2,000,000	2,000,000
2010-20-2200-600004	Road/Bridge Cement Concrete	3,333	3,859	30,000	30,000	30,000	30,000
2010-20-2200-600010	Road/Bridge Metal Reinforcemnt	1,128	0	10,000	10,000	10,000	10,000
2010-20-2200-600011	Road/Bridge Structural Steel	1,592	0	200,000	200,000	200,000	200,000
2010-20-2200-600015	Road/Bridge Structural Timber	0	0	9,000	9,000	9,000	9,000
2010-20-2200-600016	Road/Bridge Plywood	0	0	5,000	5,000	5,000	5,000
2010-20-2200-600017	Road/Bridge Materials Lumber	0	0	4,000	4,000	4,000	4,000
2010-20-2200-600018	Road/Bridge Fencing Materials	1,573	22	2,000	10,000	10,000	10,000
2010-20-2200-600020	Road/Bridge Culvert Pipe	60	215	50,000	50,000	50,000	50,000
2010-20-2200-600022	Road/Bridge Precast Concrete	0	500	10,000	10,000	10,000	10,000
2010-20-2200-600025	Road/Bridge Guard Rail Matrls	9,645	328	10,000	10,000	10,000	10,000
2010-20-2200-600080	Road/Bridge Explosives	0	0	10,000	10,000	10,000	10,000
2010-20-2200-601000	Signing Materials	16,971	69,496	200,000	100,000	100,000	100,000
2010-20-2200-601001	Signing Mtls Striping Paint	446,006	382,806	450,000	500,000	500,000	500,000
2010-20-2200-601002	Signing Materials Sign Mtls	15,237	21,580	35,000	35,000	35,000	35,000
2010-20-2200-601003	Signing Materials Sign Posts	4,978	44,597	30,000	30,000	30,000	30,000
2010-20-2200-601004	Signing Materials Delinators	0	3,077	15,000	10,000	10,000	10,000
2010-20-2200-605000	Chemicals	125,607	141,233	159,000	182,000	182,000	182,000
2010-20-2200-606000	Tools	6,828	7,404	15,500	12,000	12,000	12,000
2010-20-2200-606501	Fuel and Oil Gas	581	282	1,000	1,000	1,000	1,000
2010-20-2200-611000	Safety Supplies	5,566	4,164	8,000	8,000	8,000	8,000

Douglas County, Oregon
Public Works Fund
Highway Operations and Maintenance

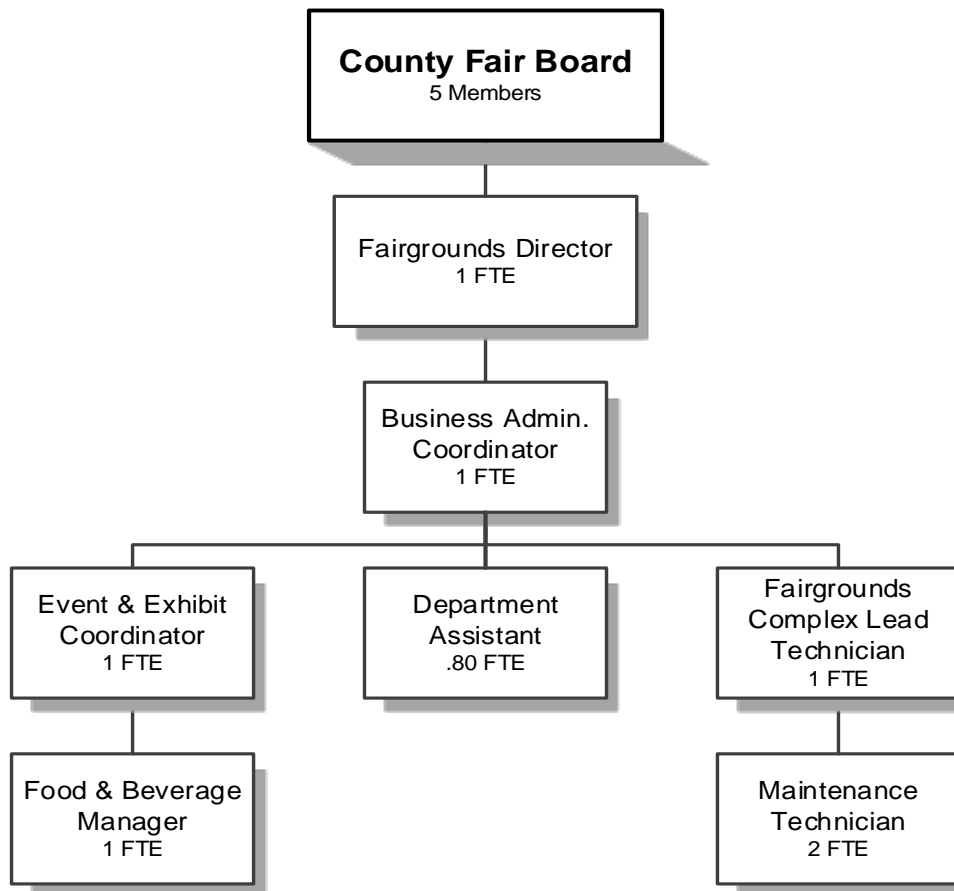
Department Detail

		Actual FY 20-21	Actual FY 21-22	Revised Budget FY 22-23	Proposed FY 23-24	Approved FY 23-24	Adopted FY 23-24
2010-20-2200-629500	Equipment-Noninventory	2,969	3,498	16,500	181,500	181,500	181,500
2010-20-2200-629502	Equipment-Noninv Computer Rep	0	0	6,700	7,500	7,500	7,500
2010-20-2200-629900	Other Materials and Supplies	35,890	24,851	56,000	56,000	56,000	56,000
2010-20-2200-645000	Equipment/Vehicle Rent	0	0	25,000	25,000	25,000	25,000
2010-20-2200-645001	Equipment/Vehicle Opertg Lease	0	0	15,000	15,000	15,000	15,000
2010-20-2200-646000	Software	930	614	7,200	103,200	103,200	103,200
2010-20-2200-650000	Interdept Vehicle Expense	924,356	1,186,785	1,395,000	1,575,000	1,575,000	1,575,000
2010-20-2200-651000	Equip/Vehicle Maint & Repair	418	1,800	0	0	0	0
2010-20-2200-655000	Building and Grounds Maint	7,218	3,618	18,000	18,000	18,000	18,000
2010-20-2200-668001	Communication Telephone	11,164	12,536	17,000	19,000	19,000	19,000
2010-20-2200-668501	Utilities Electric	31,397	28,129	42,000	42,000	42,000	42,000
2010-20-2200-668502	Utilities Heat	3,549	4,051	4,200	4,200	4,200	4,200
2010-20-2200-668503	Utilities Water and Sewer	49,895	46,080	53,000	53,000	53,000	53,000
2010-20-2200-671555	Workers' Comp InterdeptCharges	141	5,558	6,000	6,000	6,000	6,000
2010-20-2200-672001	Fire/Liab Interdept Charges	50,000	33,000	32,750	37,100	37,100	37,100
2010-20-2200-673000	Liability Claims	513	5,805	5,000	5,000	5,000	5,000
2010-20-2200-680000	Laundry and Dry Cleaning	6,630	7,451	8,600	8,100	8,100	8,100
2010-20-2200-685000	License and Permit Fees	2,517	2,546	4,000	4,000	4,000	4,000
2010-20-2200-740000	Office Supplies and Expenses	6,531	2,644	8,500	8,500	8,500	8,500
2010-20-2200-741000	Postage	3	6	100	100	100	100
2010-20-2200-756000	Conventions Schools Seminars	380	8,598	19,000	19,000	19,000	19,000
2010-20-2200-758000	Dues and Memberships	380	380	600	600	600	600
2010-20-2200-780000	Legal Publication and Printing	666	179	900	900	900	900
2010-20-2200-785000	Pre-employment Testing	9,613	8,056	9,200	9,200	9,200	9,200
2010-20-2200-790000	Miscellaneous	7,126	2,152	6,000	6,000	6,000	6,000
Total Materials and Services		4,475,546	4,313,228	10,676,450	11,062,600	11,062,600	11,062,600
2010-20-2200-810000	Buildings and Improvements	0	0	200,000	0	0	0
2010-20-2200-820000	Furniture and Equipment	0	7,206	85,000	0	0	0
2010-20-2200-830000	Vehicles and Heavy Equipment	1,296,023	754,454	1,131,415	875,000	875,000	875,000
2010-20-2200-830099	Veh & Heavy Equip Noninv	3,710	19,580	0	0	0	0
2010-20-2200-880000	Work in Progress	0	0	0	200,000	200,000	200,000
Total Capital Outlay		1,299,733	781,240	1,416,415	1,075,000	1,075,000	1,075,000
Total Expenditures		9,555,285	9,129,293	16,595,801	16,843,516	16,843,516	16,843,516

Douglas County, Oregon
Public Works Fund
Highway Operations and Maintenance

PERSONNEL SERVICES					
	Actual	Actual	Revised	Budget	
	FTE	FTE	FTE	FY 23-24	
	FY 20-21	FY 21-22	FY 22-23	FTE	Amount
O&M Division Manager	1.00	1.00	1.00	1.00	109,720
O&M Coordinator				1.00	69,139
O&M Supervisor 2	5.00	5.00	5.00	6.00	444,583
O&M Leadworker 2	2.00	2.00	2.00	1.00	60,778
Bridge Carpenter	3.00	3.00	3.00	3.00	149,185
Paint Striper	4.00	4.00	3.00	3.00	149,367
Herbicide Applicator	1.00	1.00	1.00	1.00	55,890
Heavy Equipment Operator	6.00	6.00	8.00	9.00	466,298
Light Equipment Operator	20.00	20.00	19.00	17.00	769,560
Administrative Assistant	1.00	1.00	1.00	1.00	56,070
Total Regular	<u>43.00</u>	<u>43.00</u>	<u>43.00</u>	<u>43.00</u>	<u>2,330,590</u>
Temporary					97,000
Overtime					80,000
PERS		42.99%, 50.42%			1,168,932
Social Security		7.65%			191,831
Paid Family & Med Leave Ins		0.40%			10,030
Worker's Compensation		2.15%			53,912
Unemployment		0.70%			17,554
Medical & Dental Insurance		Varied			<u>756,067</u>
Total Personnel Services					<u><u>4,705,916</u></u>

COUNTY FAIR BOARD FUND



Douglas County, Oregon
County Fair Board Fund (2050)
Summary

Summary

	Actual FY 19-20	Actual FY 20-21	Actual FY 21-22	Revised Budget FY 22-23	Proposed FY 23-24	Approved FY 23-24	Adopted FY 23-24
<u>RESOURCES</u>							
Beginning Fund Balance	177,799	49,408	162,779	17,050	50,000	50,000	50,000
Revenues:							
Intergovernmental Revenues	89,717	278,314	99,266	366,166	310,611	310,611	310,611
Charges, Fines, Fees and Other	1,665,233	480,825	1,468,315	1,818,489	1,914,305	1,914,305	1,914,305
Transfers In: General Fund					544,992	544,992	544,992
Government Relief Fund				563,000			
Industrial Development	110,000			10,000	10,000	10,000	10,000
Total Revenue	1,864,950	759,139	1,567,581	2,757,655	2,779,908	2,779,908	2,779,908
TOTAL RESOURCES	2,042,749	808,547	1,730,360	2,774,705	2,829,908	2,829,908	2,829,908
<u>REQUIREMENTS</u>							
Personnel Services	903,667	407,133	672,714	920,365	1,004,190	1,004,190	1,004,190
Materials and Services	1,089,674	234,359	665,553	1,837,290	1,810,718	1,810,718	1,810,718
Capital Outlay		4,276		17,050	15,000	15,000	15,000
Total Expenditures	1,993,341	645,768	1,338,267	2,774,705	2,829,908	2,829,908	2,829,908
Ending Fund Balance	49,408	162,779	392,093				
TOTAL REQUIREMENTS	2,042,749	808,547	1,730,360	2,774,705	2,829,908	2,829,908	2,829,908
Change in Fund Balance	(128,391)	113,371	229,314	(17,050)	(50,000)	(50,000)	(50,000)
Staffing FTE	8.80	6.00	7.00	7.80	7.80	7.80	7.80
Capital Outlay:							
Maintenance Equipment							15,000

Douglas County, Oregon
County Fair Board Fund

Fund Detail

		Actual	Actual	Revised	Proposed	Approved	Adopted
		FY 20-21	FY 21-22	Budget	FY 23-24	FY 23-24	FY 23-24
				FY 22-23			
2050-60-3000-275000	Admission Fees	0	251,228	263,000	270,000	270,000	270,000
2050-60-3000-275010	Reserved Concert Seating Fees	0	0	0	30,000	30,000	30,000
2050-60-3000-275013	Exhibitor/Participant Admissn	0	1,992	1,990	2,321	2,321	2,321
2050-60-3000-275501	Concession Food Sales	0	80,516	291,749	291,749	291,749	291,749
2050-60-3000-275505	Concession F&B Gratuity	0	9,247	28,902	28,902	28,902	28,902
2050-60-3000-275510	Concession Beer Sales	2,446	26,075	50,538	50,538	50,538	50,538
2050-60-3000-275511	Outside Concessionaires	4,176	170,246	158,346	204,074	204,074	204,074
2050-60-3000-275520	Concession General Parking	70	97,069	107,500	116,000	116,000	116,000
2050-60-3000-275540	Carnival Concessions	0	138,391	150,000	150,000	150,000	150,000
2050-60-3000-275550	Bingo Concessions	0	9,726	9,000	11,000	11,000	11,000
2050-60-3000-289900	Other Charges for Service	7,022	5,406	7,000	7,000	7,000	7,000
2050-60-3000-289902	Charges for Services-COVID19	43,166	1,344	0	0	0	0
2050-60-3000-319013	Fed-US Forest Service	141,099	(7)	0	0	0	0
2050-60-3000-326100	St/Fed DAS COVID19 CARES	39,498	0	0	0	0	0
2050-60-3000-335600	State OR Business Devel Dept	0	0	277,000	221,445	221,445	221,445
2050-60-3000-345005	Shared Rev RV Licenses	44,550	46,107	36,000	36,000	36,000	36,000
2050-60-3000-345012	Shared Rev OR Lottery Funds	53,167	53,166	53,166	53,166	53,166	53,166
2050-60-3000-380000	Interest General Investments	1,166	1,833	0	0	0	0
2050-60-3000-382004	Fairgrounds Bldgs Rnts & Lease	237,730	229,778	270,649	284,181	284,181	284,181
2050-60-3000-382011	Horse Stall Rents & Leases	28,675	21,075	28,775	5,000	5,000	5,000
2050-60-3000-382025	RV Park Rents & Leases	72,664	114,184	111,425	111,425	111,425	111,425
2050-60-3000-382030	Ancillary Rents & Leases	33,293	41,335	49,574	49,574	49,574	49,574
2050-60-3000-382040	Booth Space Rents & Leases	0	127,287	135,770	135,770	135,770	135,770
2050-60-3000-385000	Sponsorships	8,389	81,849	104,400	104,400	104,400	104,400
2050-60-3000-385005	Poker Sponsorships	0	3,491	6,500	6,500	6,500	6,500
2050-60-3000-387002	Novelty Sales	500	500	1,148	5,148	5,148	5,148
2050-60-3000-387006	ATM Transaction Sales Fees	183	6,597	8,376	8,376	8,376	8,376
2050-60-3000-387007	Poker Registration Fees	0	15,030	18,100	18,100	18,100	18,100
2050-60-3000-387009	Dump Station Fees	23,687	20,831	9,500	18,000	18,000	18,000
2050-60-3000-387900	Miscellaneous Revenues	3,432	12,930	6,247	6,247	6,247	6,247
2050-60-3000-387912	Misc Lodging Tax	162	160	0	0	0	0
2050-60-3000-387980	Misc Cash Over/Short	235	195	0	0	0	0
2050-60-3000-387990	Misc Subrogating Claim Recovry	13,800	0	0	0	0	0
2050-60-3000-387995	Misc NSF Checks	29	0	0	0	0	0
2050-60-3000-390100	Transfers From General Fund	0	0	0	544,992	544,992	544,992
2050-60-3000-390218	Transfers From Govt Relief Fund	0	0	563,000	0	0	0
2050-60-3000-390212	Transfers From Ind Development	0	0	10,000	10,000	10,000	10,000
Total Revenue		759,139	1,567,581	2,757,655	2,779,908	2,779,908	2,779,908

Douglas County, Oregon
County Fair Board Fund

Fund Detail

		Actual	Actual	Revised	Proposed	Approved	Adopted
		FY 20-21	FY 21-22	Budget	FY 23-24	FY 23-24	FY 23-24
				FY 22-23			
2050-60-4000-400000	Regular Employees	212,358	294,233	385,345	426,356	426,356	426,356
2050-60-4000-403000	Temporary Employees	23,500	104,152	137,595	152,342	152,342	152,342
2050-60-4000-405000	Overtime	737	11,616	7,500	7,500	7,500	7,500
2050-60-4000-450000	PERS	85,771	144,400	213,281	239,016	239,016	239,016
2050-60-4000-451000	Social Security	17,448	30,430	40,578	44,843	44,843	44,843
2050-60-4000-451500	Paid Family & Med Leave Ins	0	0	1,062	2,345	2,345	2,345
2050-60-4000-452000	Worker's Compensation	1,177	1,435	1,857	2,931	2,931	2,931
2050-60-4000-453000	Unemployment	1,425	3,407	4,773	4,104	4,104	4,104
2050-60-4000-454000	Medical and Dental Insurance	64,717	83,041	128,374	124,753	124,753	124,753
Total Personnel Services		407,133	672,714	920,365	1,004,190	1,004,190	1,004,190
2050-60-5000-509900	Other Professional Services	37,676	0	10,000	10,000	10,000	10,000
2050-60-5000-585030	Fairgrds Main Stage Entertnmnts	6,365	92,202	125,000	135,000	135,000	135,000
2050-60-5000-585035	Fairgrds Grounds Acts & Talent	0	42,100	65,000	45,000	45,000	45,000
2050-60-5000-585040	Fairgrds Bi-Mart Stage Entertn	0	10,025	15,000	10,000	10,000	10,000
2050-60-5000-585070	Fairgrounds Contract Services	4,108	132,342	176,526	181,780	181,780	181,780
2050-60-5000-585501	Food & Beverage Costs	30	39,779	122,500	122,500	122,500	122,500
2050-60-5000-585502	Food & Beverage Beverages	1,115	8,811	12,500	12,500	12,500	12,500
2050-60-5000-585510	Food & Beverage Repairs	0	1,970	3,300	3,300	3,300	3,300
2050-60-5000-585511	Food & Beverage Tools	0	104	2,300	2,300	2,300	2,300
2050-60-5000-585512	F&B Other Food Operation Exp	838	1,164	3,300	3,300	3,300	3,300
2050-60-5000-585515	Food & Bev Signs & Banners	0	0	35	35	35	35
2050-60-5000-585530	F&B Non Profit Groups	0	8,585	7,000	7,000	7,000	7,000
2050-60-5000-606000	Tools	0	3,117	1,000	1,000	1,000	1,000
2050-60-5000-606501	Fuel and Oil Gas	5,749	13,439	15,500	15,500	15,500	15,500
2050-60-5000-629500	Equipment-Noninventory	1,349	2,854	13,100	13,700	13,700	13,700
2050-60-5000-629502	Equipment-Noninv Computer Repl	0	0	5,547	5,547	5,547	5,547
2050-60-5000-629900	Other Materials and Supplies	3,129	12,275	17,407	11,507	11,507	11,507
2050-60-5000-629925	Other M&S Signs	0	2,689	2,900	2,900	2,900	2,900
2050-60-5000-629926	Other M&S Sawdust	7,000	6,600	12,600	12,600	12,600	12,600
2050-60-5000-629950	Other M&S Open Class	0	2,073	2,100	2,100	2,100	2,100
2050-60-5000-646000	Software	3,226	4,082	7,453	4,778	4,778	4,778
2050-60-5000-646002	Software Maintenance	2,281	2,320	9,000	5,300	5,300	5,300
2050-60-5000-650000	Interdept Vehicle Expense	2,403	1,381	500	500	500	500
2050-60-5000-651000	Equip/Vehicle Maint & Repair	4,174	16,750	9,500	14,000	14,000	14,000
2050-60-5000-651080	Equip/Vehicle Office DP Equip	1,037	2,792	2,250	2,250	2,250	2,250
2050-60-5000-655000	Building and Grounds Maint	30,100	46,416	919,347	905,437	905,437	905,437

Douglas County, Oregon
County Fair Board Fund


Fund Detail

		Actual	Actual	Revised	Proposed	Approved	Adopted
		FY 20-21	FY 21-22	Budget FY 22-23	FY 23-24	FY 23-24	FY 23-24
2050-60-5000-655005	B&G Maint Custodial Supplies	3,710	11,003	14,000	14,000	14,000	14,000
2050-60-5000-668001	Communication Telephone	3,895	4,047	3,680	4,280	4,280	4,280
2050-60-5000-668012	Communication Radios	0	0	375	375	375	375
2050-60-5000-668015	Communication Cell Phones	2,193	2,593	2,400	2,400	2,400	2,400
2050-60-5000-668501	Utilities Electric	64,253	79,823	112,000	112,000	112,000	112,000
2050-60-5000-668502	Utilities Heat	4,855	10,201	13,062	13,061	13,061	13,061
2050-60-5000-668503	Utilities Water and Sewer	27,427	26,965	23,720	23,720	23,720	23,720
2050-60-5000-668504	Utilities Garbage	4,980	12,488	16,000	16,000	16,000	16,000
2050-60-5000-671555	Workers' Comp InterdeptCharges	438	0	0	0	0	0
2050-60-5000-672001	Fire/Liab Interdept Charges	3,800	1,800	2,400	4,200	4,200	4,200
2050-60-5000-672002	Fire/Liability Liability Ins	360	0	0	0	0	0
2050-60-5000-673000	Liability Claims	0	(2,288)	0	0	0	0
2050-60-5000-692001	Awards & Recog Open Class	0	7,643	11,000	11,000	11,000	11,000
2050-60-5000-692003	Awards & Recog 4H Awards	0	5,000	5,000	5,000	5,000	5,000
2050-60-5000-692005	Awards & Recog FFA Awards	0	1,921	2,700	2,700	2,700	2,700
2050-60-5000-692012	Awards & Recog Judges Fees Exp	132	1,953	2,500	2,500	2,500	2,500
2050-60-5000-692017	Awards & Recog Poker Tourn	0	7,000	10,200	10,060	10,060	10,060
2050-60-5000-730000	Advertising/Publicity	3,079	20,789	37,388	37,388	37,388	37,388
2050-60-5000-740000	Office Supplies and Expenses	2,292	2,919	2,400	2,400	2,400	2,400
2050-60-5000-741000	Postage	165	476	700	700	700	700
2050-60-5000-755000	Travel	0	1,543	3,000	5,000	5,000	5,000
2050-60-5000-785000	Pre-employment Testing	0	675	0	0	0	0
2050-60-5000-786500	Bank Card Fees	1,840	8,714	7,500	7,500	7,500	7,500
2050-60-5000-790000	Miscellaneous	0	2,467	2,600	2,600	2,600	2,600
2050-60-5000-790017	Misc Poker Tournament	360	3,951	4,000	4,000	4,000	4,000
Total Materials and Services		234,359	665,553	1,837,290	1,810,718	1,810,718	1,810,718
2050-60-8000-820099	Furniture and Equipment Noninv	4,276	0	0	0	0	0
2050-60-8000-830000	Vehicles and Heavy Equipment	0	0	17,050	15,000	15,000	15,000
Total Capital Outlay		4,276	0	17,050	15,000	15,000	15,000
Total Expenditures		645,768	1,338,267	2,774,705	2,829,908	2,829,908	2,829,908

Douglas County, Oregon
County Fair Fund

PERSONNEL SERVICES					
	Actual	Actual	Revised	Budget	
	FTE	FTE	Budget	FY 23-24	
	FY 20-21	FY 21-22	FTE	FTE	Amount
			FY 22-23		
Fairgrounds Director	1.00	1.00	1.00	1.00	110,938
Fairgrounds Complex Lead Tech	1.00	1.00	1.00	1.00	53,942
Event & Exhibit Coordinator	1.00	1.00	1.00	1.00	44,439
Fair Food and Beverage Manager			1.00	1.00	54,060
Fair Operations Assistant	1.00	1.00			
Fair Maintenance Technician	1.00	2.00	2.00	2.00	79,218
Business Administration Coordinator		1.00	1.00	1.00	58,212
Accounting Tech 1	1.00				
Department Assistant			0.80	0.80	25,547
Total Regular	<u>6.00</u>	<u>7.00</u>	<u>7.80</u>	<u>7.80</u>	<u>426,356</u>
Temporary					152,342
Overtime					7,500
PERS		42.99%, 50.42%			239,016
Social Security		7.65%			44,843
Paid Family & Med Leave Ins		0.40%			2,345
Worker's Compensation		0.50%			2,931
Unemployment		0.70%			4,104
Medical & Dental Insurance		Varied			<u>124,753</u>
Total Personnel Services					<u><u>1,004,190</u></u>

COUNTY FOREST MANAGEMENT FUND



Douglas County, Oregon
County Forest Management Fund (2080)
Summary

Summary

	Actual FY 19-20	Actual FY 20-21	Actual FY 21-22	Revised Budget FY 22-23	Proposed FY 23-24	Approved FY 23-24	Adopted FY 23-24
<u>RESOURCES</u>							
Beginning Fund Balance	8,530,981	9,336,484	9,214,498	7,000,000	3,500,000	3,500,000	3,500,000
Revenues:							
Intergovernmental Revenues		30,000	300,000				
Timber Sales	2,573,286	586,309	34,508	205,000	748,000	748,000	748,000
Land Sales	1,279						
Interest	276,651	134,133	67,631	70,000	60,000	60,000	60,000
Charges and Other	250,424	326,855	194,168	220,222	701,180	701,180	701,180
Notes/Contract Collections	21,765	672	8,066				
Transfers In: Public Works	60,000	60,000	60,000	60,000			
Government Relief Fund			1,100,000				
Total Revenues	3,183,405	1,137,969	1,764,373	555,222	1,509,180	1,509,180	1,509,180
TOTAL RESOURCES	11,714,386	10,474,453	10,978,871	7,555,222	5,009,180	5,009,180	5,009,180
<u>REQUIREMENTS</u>							
Personnel Services	289,821	395,219	318,839	365,970	329,591	329,591	329,591
Materials and Services	340,584	531,535	543,510	591,050	498,050	498,050	498,050
Capital Outlay	1,706,497	113,201	2,397,604	2,900,000	2,900,000	2,900,000	2,900,000
	2,336,902	1,039,955	3,259,953	3,857,020	3,727,641	3,727,641	3,727,641
Operating Contingency				10,000	10,000	10,000	10,000
Transfer Out: General Fund	41,000	55,000	60,000	355,000	93,000	93,000	93,000
Salmon Harbor		165,000	1,281,000				
Total Expenditures	2,377,902	1,259,955	4,600,953	4,222,020	3,830,641	3,830,641	3,830,641
Ending Fund Balance	9,336,484	9,214,498	6,377,918	3,333,202	1,178,539	1,178,539	1,178,539
TOTAL REQUIREMENTS	11,714,386	10,474,453	10,978,871	7,555,222	5,009,180	5,009,180	5,009,180
Change in Fund Balance	805,503	(121,986)	(2,836,580)	(3,666,798)	(2,321,461)	(2,321,461)	(2,321,461)
Total Fund Staffing FTE	3.00	4.15	3.25	3.00	2.10	2.10	2.10
Capital Outlay:							
Board Approved Projects							2,900,000

Douglas County, Oregon
County Forest Management Fund

Fund Detail

		Actual	Actual	Revised	Proposed	Approved	Adopted
		FY 20-21	FY 21-22	Budget	FY 23-24	FY 23-24	FY 23-24
				FY 22-23			
2080-05-3000-365000	Other Intergovernmental	30,000	300,000	0	0	0	0
2080-05-3000-380000	Interest General Investments	133,783	67,461	70,000	60,000	60,000	60,000
2080-05-3000-381003	Notes/Contracts Interest	350	170	0	0	0	0
2080-05-3000-382003	Land/Building Rents & Leases	175,829	179,642	180,222	401,180	401,180	401,180
2080-05-3000-387030	Sale of Seed/Seedlings	1,324	1,440	0	0	0	0
2080-05-3000-387090	Standing Timber Sales	586,309	34,508	205,000	748,000	748,000	748,000
2080-05-3000-387900	Miscellaneous Revenues	146,370	13,086	40,000	300,000	300,000	300,000
2080-05-3000-387990	Misc Subrogating Claim Recovry	3,332	0	0	0	0	0
2080-05-3000-390201	Transfers From Public Works	60,000	60,000	60,000	0	0	0
2080-05-3000-390218	Transfers From Govt Relief Fund	0	1,100,000	0	0	0	0
2080-05-3000-396000	Notes/Contract Receivable Coll	672	8,066	0	0	0	0
Total Revenue		1,137,969	1,764,373	555,222	1,509,180	1,509,180	1,509,180
2080-05-4000-400000	Regular Employees	234,994	163,655	183,124	158,769	158,769	158,769
2080-05-4000-403000	Temporary Employees	2,987	21,518	35,000	35,000	35,000	35,000
2080-05-4000-450000	PERS	87,795	80,892	82,625	75,089	75,089	75,089
2080-05-4000-451000	Social Security	17,668	13,808	16,686	14,823	14,823	14,823
2080-05-4000-451500	Paid Family & Med Leave Ins	0	0	436	775	775	775
2080-05-4000-452000	Worker's Compensation	1,187	655	763	969	969	969
2080-05-4000-453000	Unemployment	714	567	654	194	194	194
2080-05-4000-454000	Medical and Dental Insurance	49,874	37,744	46,682	43,972	43,972	43,972
Total Personnel Services		395,219	318,839	365,970	329,591	329,591	329,591
2080-05-5000-500000	Legal Services	65,500	102,740	70,000	70,000	70,000	70,000
2080-05-5000-509900	Other Professional Services	187,401	252,133	250,000	250,000	250,000	250,000
2080-05-5000-509970	Spray Expenses	17,487	10,725	40,000	1,000	1,000	1,000
2080-05-5000-509972	Property Holdings	900	1,750	2,000	2,000	2,000	2,000
2080-05-5000-509974	Tree Planting Expenses	48,468	31,795	15,000	1,500	1,500	1,500
2080-05-5000-556000	Grant Assistance	33,000	33,000	0	0	0	0
2080-05-5000-619800	Seedlings	68,022	20,520	30,000	19,000	19,000	19,000
2080-05-5000-629500	Equipment-Noninventory	947	1,228	2,000	2,000	2,000	2,000
2080-05-5000-629502	Equipment-Noninv Computer Repl	0	0	5,000	1,200	1,200	1,200
2080-05-5000-629900	Other Materials and Supplies	638	446	7,500	1,500	1,500	1,500
2080-05-5000-629970	Other M&S Spray Expenses	9,546	3,925	10,000	1,000	1,000	1,000

Douglas County, Oregon
County Forest Management Fund

Fund Detail

		Actual	Actual	Revised	Proposed	Approved	Adopted
		FY 20-21	FY 21-22	Budget	FY 23-24	FY 23-24	FY 23-24
				FY 22-23			
2080-05-5000-629972	Other M&S Property Holdings	39	10	10,000	0	0	0
2080-05-5000-646000	Software	6,707	1,800	7,000	10,200	10,200	10,200
2080-05-5000-650000	Interdept Vehicle Expense	9,337	9,537	15,000	5,000	5,000	5,000
2080-05-5000-651000	Equip/Vehicle Maint & Repair	3,551	0	2,500	2,500	2,500	2,500
2080-05-5000-655000	Building and Grounds Maint	12,148	13,162	11,500	11,500	11,500	11,500
2080-05-5000-668001	Communication Telephone	1,406	1,457	1,800	1,500	1,500	1,500
2080-05-5000-668501	Utilities Electric	1,274	0	1,000	1,000	1,000	1,000
2080-05-5000-668503	Utilities Water and Sewer	1,520	312	2,000	2,000	2,000	2,000
2080-05-5000-672001	Fire/Liab Interdept Charges	1,100	1,300	1,100	1,500	1,500	1,500
2080-05-5000-673000	Liability Claims	2,000	0	0	0	0	0
2080-05-5000-691000	Tax Foreclosures	16,996	4,483	30,000	30,000	30,000	30,000
2080-05-5000-740000	Office Supplies and Expenses	2,030	2,863	4,000	4,000	4,000	4,000
2080-05-5000-741000	Postage	372	224	500	500	500	500
2080-05-5000-742001	Photos and Copying Dup Svcs	278	395	650	650	650	650
2080-05-5000-755000	Travel	1,955	0	2,500	3,500	3,500	3,500
2080-05-5000-756000	Conventions Schools Seminars	376	280	1,500	1,500	1,500	1,500
2080-05-5000-758000	Dues and Memberships	1,394	1,630	2,000	2,000	2,000	2,000
2080-05-5000-780000	Legal Publication and Printing	508	100	1,500	1,500	1,500	1,500
2080-05-5000-786000	Assessments	36,231	38,991	40,000	45,000	45,000	45,000
2080-05-5000-790000	Miscellaneous	404	8,704	25,000	25,000	25,000	25,000
Total Materials and Services		531,535	543,510	591,050	498,050	498,050	498,050
2080-05-8000-800000	Land	90,597	1,206,659	900,000	900,000	900,000	900,000
2080-05-8000-810000	Buildings and Improvements	0	396,949	2,000,000	2,000,000	2,000,000	2,000,000
2080-05-8000-820000	Furniture and Equipment	0	13,318	0	0	0	0
2080-05-8000-820099	Furniture and Equipment Noninv	0	17,773	0	0	0	0
2080-05-8000-880000	Work in Progress	22,604	762,905	0	0	0	0
Total Capital Outlay		113,201	2,397,604	2,900,000	2,900,000	2,900,000	2,900,000
2080-05-9490-949000	Operating Contingency	0	0	10,000	10,000	10,000	10,000
2080-05-9500-950100	Transfers To General Fund	55,000	60,000	355,000	93,000	93,000	93,000
2080-05-9500-950501	Transfers To Salmon Harbor	165,000	1,281,000	0	0	0	0
Total Other Requirements		220,000	1,341,000	365,000	103,000	103,000	103,000
Total Expenditures		1,259,955	4,600,953	4,222,020	3,830,641	3,830,641	3,830,641

Douglas County, Oregon
County Forest Management Fund

PERSONNEL SERVICES					
	Actual		Revised	Budget	
	FTE	FTE	Budget	FY 23-24	
	<u>FY 20-21</u>	<u>FY 21-22</u>	<u>FY 22-23</u>	<u>FTE</u>	<u>Amount</u>
Land Director			1.00	1.00	91,973
Park & Forestry Director				0.10	13,635
Park Director	0.15	0.25			
Forester	2.00	1.00	1.00		
Real Property Officer	1.00	1.00			
Administrative Assistant	1.00	1.00	1.00	1.00	53,161
Total Regular	<u>4.15</u>	<u>3.25</u>	<u>3.00</u>	<u>2.10</u>	<u>158,769</u>
Temporary					35,000
PERS		42.99%, 50.42%			75,089
Social Security		7.65%			14,823
Paid Family & Med Leave Ins		0.40%			775
Worker's Compensation		0.50%			969
Unemployment		0.10%			194
Medical & Dental Insurance		Varied			<u>43,972</u>
Total Personnel Services					<u><u>329,591</u></u>

Douglas County, Oregon
County Schools Fund (2060)
Summary

Summary

	Actual FY 19-20	Actual FY 20-21	Actual FY 21-22	Revised Budget FY 22-23	Proposed FY 23-24	Approved FY 23-24	Adopted FY 23-24
<u>RESOURCES</u>							
Beginning Fund Balance	95,422	12,004	15,269				
Revenues:							
Intergovernmental Revenues:							
Secure Rural Schools (SRS) - FS	1,460,471	1,297,297	1,528,199	1,530,607	1,528,199	1,528,199	1,528,199
Sale of State Forest Products	60,674	25,708	89,163	200,000	200,000	200,000	200,000
Electric Co-op Tax	122,728	128,387	135,699	150,000	150,000	150,000	150,000
Interest	6,645	1,881	2,649	1,000	1,000	1,000	1,000
Other Revenues	954	1,565	683	2,000	2,000	2,000	2,000
Total Revenue	1,651,472	1,454,838	1,756,393	1,883,607	1,881,199	1,881,199	1,881,199
TOTAL RESOURCES	1,746,894	1,466,842	1,771,662	1,883,607	1,881,199	1,881,199	1,881,199
<u>REQUIREMENTS</u>							
Materials and Services:							
Intergovernmental Assistance: Pass Thru	1,734,890	1,451,573	1,702,141	1,883,607	1,881,199	1,881,199	1,881,199
Total Expenditures	1,734,890	1,451,573	1,702,141	1,883,607	1,881,199	1,881,199	1,881,199
Ending Fund Balance	12,004	15,269	69,521				
TOTAL REQUIREMENTS	1,746,894	1,466,842	1,771,662	1,883,607	1,881,199	1,881,199	1,881,199
Change in Fund Balance	(83,418)	3,265	54,252				

Douglas County, Oregon
County Schools Fund

Fund Detail

		Actual	Actual	Revised	Proposed	Approved	Adopted
		FY 20-21	FY 21-22	Budget	FY 23-24	FY 23-24	FY 23-24
				FY 22-23			
2060-50-3000-311001	Fed-Forest Receipts SRS 2008	1,297,297	1,528,199	1,530,607	1,528,199	1,528,199	1,528,199
2060-50-3000-345004	Shared Rev Sale St Forest Prod	25,708	89,163	200,000	200,000	200,000	200,000
2060-50-3000-345007	Shared Rev Electric Co-op Tax	128,387	135,699	150,000	150,000	150,000	150,000
2060-50-3000-380000	Interest General Investments	1,881	2,649	1,000	1,000	1,000	1,000
2060-50-3000-387900	Miscellaneous Revenues	1,565	683	2,000	2,000	2,000	2,000
Total Revenue		1,454,838	1,756,393	1,883,607	1,881,199	1,881,199	1,881,199
2060-50-5000-555003	County School Other Pass Thru	1,451,573	1,702,141	1,883,607	1,881,199	1,881,199	1,881,199
Total Materials and Services		1,451,573	1,702,141	1,883,607	1,881,199	1,881,199	1,881,199
Total Expenditures		1,451,573	1,702,141	1,883,607	1,881,199	1,881,199	1,881,199

Douglas County, Oregon
Dog Control Fund (2020)
Summary

Summary

	Actual FY 19-20	Actual FY 20-21	Actual FY 21-22	Revised Budget FY 22-23	Proposed FY 23-24	Approved FY 23-24	Adopted FY 23-24
<u>RESOURCES</u>							
Beginning Fund Balance	25,667	26,986	22,925	16,650			
Revenues:							
Intergovernmental Revenues	8,650	16,000	8,000	8,000			
Fees, Licenses and Other	97,148	91,395	89,019	87,100	87,000	87,000	87,000
Transfers In: General Fund	130,000	140,000	167,000	352,493	452,893	452,893	452,893
Total	235,798	247,395	264,019	447,593	539,893	539,893	539,893
TOTAL RESOURCES	261,465	274,381	286,944	464,243	539,893	539,893	539,893
<u>REQUIREMENTS</u>							
Personnel Services	98,726	99,895	106,946	211,693	253,755	253,755	253,755
Materials and Services	135,753	151,561	149,243	252,550	286,138	286,138	286,138
Total Expenditures	234,479	251,456	256,189	464,243	539,893	539,893	539,893
Ending Fund Balance	26,986	22,925	30,755				
TOTAL REQUIREMENTS	261,465	274,381	286,944	464,243	539,893	539,893	539,893
Change in Fund Balance	1,319	(4,061)	7,830	(16,650)			
<u>Departmental Detail</u>							
DOG CONTROL OPERATIONS (0850)							
Personnel Services	98,726	99,895	106,946	211,693	253,755	253,755	253,755
Materials and Services	22,288	22,536	35,928	65,400	123,638	123,638	123,638
Shelter Operations	113,385	112,995	112,995	162,000	162,000	162,000	162,000
	234,399	235,426	255,869	439,093	539,393	539,393	539,393
PREDATORY ANIMAL CONTROL (0860)							
Materials and Services	80	16,030	320	25,150	500	500	500
Total Departmental Expenditures	234,479	251,456	256,189	464,243	539,893	539,893	539,893
Total Fund Staffing FTE	1.00	1.00	1.00	2.00	2.00	2.00	2.00

Douglas County, Oregon
Dog Control Fund

Fund Detail

		Actual	Actual	Revised	Proposed	Approved	Adopted
		FY 20-21	FY 21-22	Budget FY 22-23	FY 23-24	FY 23-24	FY 23-24
2020-05-0870-205000	Fees Services & Charges	68	434	100	0	0	0
2020-05-0850-290009	Animal License Fees	88,288	87,337	85,000	85,000	85,000	85,000
2020-05-0850-290010	Animal Rescue Entity Lic Fees	100	0	0	0	0	0
2020-05-0850-305000	Animal Control Fines	1,458	900	1,500	1,500	1,500	1,500
2020-05-0860-338007	State OR Dept of Agriculture	16,000	8,000	8,000	0	0	0
2020-05-3000-380000	Interest General Investments	76	14	0	0	0	0
2020-05-0850-387900	Miscellaneous Revenues	1,400	334	500	500	500	500
2020-05-3000-387995	Misc NSF Checks	5	0	0	0	0	0
2020-05-3000-390100	Transfers From General Fund	140,000	167,000	352,493	452,893	452,893	452,893
Total Revenue		247,395	264,019	447,593	539,893	539,893	539,893
2020-05-0850-400000	Regular Employees	57,555	59,983	119,517	118,411	118,411	118,411
2020-05-0850-403000	Temporary Employees	0	0	0	20,000	20,000	20,000
2020-05-0850-405000	Overtime	1,199	1,216	3,500	5,000	5,000	5,000
2020-05-0850-450000	PERS	26,014	30,036	57,409	63,510	63,510	63,510
2020-05-0850-451000	Social Security	4,346	4,525	9,412	10,971	10,971	10,971
2020-05-0850-451500	Paid Family & Med Leave Ins	0	0	246	574	574	574
2020-05-0850-452000	Worker's Compensation	293	214	430	717	717	717
2020-05-0850-453000	Unemployment	176	184	369	143	143	143
2020-05-0850-454000	Medical and Dental Insurance	10,312	10,788	20,810	34,429	34,429	34,429
Total Personnel Services		99,895	106,946	211,693	253,755	253,755	253,755
2020-05-0850-509900	Other Professional Services	112,995	112,995	170,000	162,000	162,000	162,000
2020-05-0850-509940	Other Prof Svcs-Animal Care	226	0	2,000	2,000	2,000	2,000
2020-05-0850-629500	Equipment-Noninventory	15,911	1,650	1,500	0	0	0
2020-05-0850-629502	Equipment-Noninv Computer Repl	0	808	1,700	1,700	1,700	1,700
2020-05-0850-629900	Other Materials and Supplies	1,871	507	1,000	0	0	0
2020-05-0850-646000	Software	0	0	1,000	1,138	1,138	1,138
2020-05-0850-646002	Software Maintenance	0	0	2,000	0	0	0
2020-05-0850-650000	Interdept Vehicle Expense	15,680	29,126	39,500	100,000	100,000	100,000
2020-05-0850-672001	Fire/Liab Interdept Charges	400	350	350	500	500	500
2020-05-0850-672002	Fire/Liability Liability Ins	683	0	0	0	0	0
2020-05-0850-680000	Laundry and Dry Cleaning	1,154	351	0	0	0	0
2020-05-0850-740000	Office Supplies and Expenses	55	0	100	500	500	500
2020-05-0850-741000	Postage	2,392	2,397	8,000	4,000	4,000	4,000

Douglas County, Oregon
Dog Control Fund

Fund Detail

		Actual	Actual	Revised	Proposed	Approved	Adopted
		FY 20-21	FY 21-22	Budget	FY 23-24	FY 23-24	FY 23-24
				FY 22-23			
2020-05-0850-755000	Travel	0	479	1,000	2,000	2,000	2,000
2020-05-0850-756000	Conventions Schools Seminars	0	185	1,000	1,000	1,000	1,000
2020-05-0850-758000	Dues and Memberships	75	75	100	150	150	150
2020-05-0850-782000	Advisory Committee Expense	0	0	150	150	150	150
2020-05-0850-790030	Misc Indemnities	0	0	1,000	2,000	2,000	2,000
2020-05-0850-790035	Misc License Sale Expense	0	0	5,000	8,500	8,500	8,500
2020-05-0860-790031	Misc Bounties	30	320	500	500	500	500
2020-05-0860-790095	Misc Grant Reimb/Closeout	89	0	16,650	0	0	0
Total Materials and Services		151,561	149,243	252,550	286,138	286,138	286,138
Total Expenditures		251,456	256,189	464,243	539,893	539,893	539,893

Douglas County, Oregon
Dog Control Fund

PERSONNEL SERVICES						
		Actual	Actual	Revised	Budget	
		FTE	FTE	Budget	FY 23-24	
		<u>FY 20-21</u>	<u>FY 21-22</u>	<u>FY 22-23</u>	<u>FTE</u>	<u>Amount</u>
Animal Control Deputy		<u>1.00</u>	<u>1.00</u>	<u>2.00</u>	<u>2.00</u>	118,411
Temporary						20,000
Overtime						5,000
PERS	42.99%, 50.42%					63,510
Social Security	7.65%					10,971
Paid Family & Med Leave Ins	0.40%					574
Worker's Compensation	0.50%					717
Unemployment	0.10%					143
Medical & Dental Insurance	Varied					<u>34,429</u>
Total Personnel Services						<u><u>253,755</u></u>

Douglas County, Oregon
 Predator Damage Control District Fund (2500)
 Summary

Summary

	Actual FY 19-20	Actual FY 20-21	Actual FY 21-22	Revised Budget FY 22-23	Proposed FY 23-24	Approved FY 23-24	Adopted FY 23-24
<u>RESOURCES</u>							
Beginning Fund Balance	494		61,162	40,000	20,000	20,000	20,000
Revenues:							
Special Assessments	34,153	34,030	77,045				
Interest	122	391	439				
Transfers In: General Fund	64,921	67,991		70,000	200,000	200,000	200,000
Total Revenues	99,196	102,412	77,484	70,000	200,000	200,000	200,000
TOTAL RESOURCES	99,690	102,412	138,646	110,000	220,000	220,000	220,000
<u>REQUIREMENTS</u>							
Materials and Services	99,690	41,250	63,820	110,000	220,000	220,000	220,000
Ending Fund Balance		61,162	74,826				
TOTAL REQUIREMENTS	99,690	102,412	138,646	110,000	220,000	220,000	220,000
Change in Fund Balance	(494)	61,162	13,664	(40,000)	(20,000)	(20,000)	(20,000)

Additional Information

This fund was created fiscal year 2017-18 after House Bill 3188 was passed through the Oregon Legislative Assembly in the 2015 Regular Session. HB3188 was passed allowing formation of a predator damage control district. The 2015 Act sunsetted as of January 2, 2022. The fund is maintained for appropriating funding for County services to prevent, reduce and mitigate damage to property from predatory animals.

Douglas County, Oregon
 Predator Damage Control District Fund

Fund Detail

		Actual	Actual	Revised	Proposed	Approved	Adopted
		FY 20-21	FY 21-22	Budget	FY 23-24	FY 23-24	FY 23-24
				FY 22-23			
2500-05-3000-378050	Pred Damage Control Spec Assmt	34,030	77,045	0	0	0	0
2500-05-3000-380000	Interest General Investments	391	439	0	0	0	0
2500-05-3000-390100	Transfers From General Fund	67,991	0	70,000	200,000	200,000	200,000
Total Revenue		102,412	77,484	70,000	200,000	200,000	200,000
2500-05-5000-509900	Other Professional Services	41,250	63,820	110,000	220,000	220,000	220,000
Total Materials and Services		41,250	63,820	110,000	220,000	220,000	220,000
Total Expenditures		41,250	63,820	110,000	220,000	220,000	220,000

Douglas County, Oregon
Drug Abuse Prevention Fund (2140)
Summary

Summary

	Actual FY 19-20	Actual FY 20-21	Actual FY 21-22	Revised Budget FY 22-23	Proposed FY 23-24	Approved FY 23-24	Adopted FY 23-24
<u>RESOURCES</u>							
Beginning Fund Balance	415	15	9				
Revenues:							
Intergovernmental Revenues	95,356	91,971	112,329	115,000	110,000	110,000	110,000
Interest	862	121	87				
Total Revenues	96,218	92,092	112,416	115,000	110,000	110,000	110,000
TOTAL RESOURCES	96,633	92,107	112,425	115,000	110,000	110,000	110,000
<u>REQUIREMENTS</u>							
Materials and Services:							
Drug Abuse Contracts	96,618	92,098	112,423	115,000	110,000	110,000	110,000
Total Expenditures	96,618	92,098	112,423	115,000	110,000	110,000	110,000
Ending Fund Balance	15	9	2				
TOTAL REQUIREMENTS	96,633	92,107	112,425	115,000	110,000	110,000	110,000
Change in Fund Balance	(400)	(6)	(7)				

Douglas County, Oregon
Drug Abuse Prevention Fund

Fund Detail

		Actual	Actual	Revised	Proposed	Approved	Adopted
		FY 20-21	FY 21-22	Budget	FY 23-24	FY 23-24	FY 23-24
				FY 22-23			
2140-40-3000-345050	Shared Rev Mental Health&Alcoh	91,971	112,329	115,000	110,000	110,000	110,000
2140-40-3000-380000	Interest General Investments	121	87	0	0	0	0
Total Revenue		92,092	112,416	115,000	110,000	110,000	110,000
2140-40-5000-520002	ADAPT-MH & Alcohol 2145	92,098	112,423	115,000	110,000	110,000	110,000
Total Materials and Services		92,098	112,423	115,000	110,000	110,000	110,000
Total Expenditures		92,098	112,423	115,000	110,000	110,000	110,000

Douglas County, Oregon
Industrial Development Fund (2120)
Summary

Summary

	Actual FY 19-20	Actual FY 20-21	Actual FY 21-22	Revised Budget FY 22-23	Proposed FY 23-24	Approved FY 23-24	Adopted FY 23-24
<u>RESOURCES</u>							
Beginning Fund Balance	2,266,416	2,282,839	2,544,654	2,275,000	3,000,000	3,000,000	3,000,000
Revenues:							
Intergovernmental Revenues	538,347	848,375	664,947	550,000	550,000	550,000	550,000
Interest	41,994	22,970	16,359	20,000	20,000	20,000	20,000
Land Sales, Other Revenues	25,000	698,533					
Notes/Contract Collections			94,034				
Total Revenues	605,341	1,569,878	775,340	570,000	570,000	570,000	570,000
TOTAL RESOURCES	2,871,757	3,852,717	3,319,994	2,845,000	3,570,000	3,570,000	3,570,000
<u>REQUIREMENTS</u>							
Materials and Services	428,162	1,261,656	182,405	1,103,200	721,000	721,000	721,000
Debt Service	50,756	46,407	27,384	89,640	22,890	22,890	22,890
Capital Outlay				500,000	500,000	500,000	500,000
Transfers Out: County Fair Board	110,000			10,000	10,000	10,000	10,000
Additions to Notes Receivable				100,000	100,000	100,000	100,000
Total Expenditures	588,918	1,308,063	209,789	1,802,840	1,353,890	1,353,890	1,353,890
Ending Fund Balance	2,282,839	2,544,654	3,110,205	1,042,160	2,216,110	2,216,110	2,216,110
TOTAL REQUIREMENTS	2,871,757	3,852,717	3,319,994	2,845,000	3,570,000	3,570,000	3,570,000
Change in Fund Balance	16,423	261,815	565,551	(1,232,840)	(783,890)	(783,890)	(783,890)
Capital Outlay:							
Industrial Site Improvements							500,000

Douglas County, Oregon
Industrial Development Fund

Fund Detail

		Actual FY 20-21	Actual FY 21-22	Revised Budget FY 22-23	Proposed FY 23-24	Approved FY 23-24	Adopted FY 23-24
2120-05-3000-345011	Shared Rev Video Poker Revenue	848,375	664,947	550,000	550,000	550,000	550,000
2120-05-3000-380000	Interest General Investments	22,970	16,359	20,000	20,000	20,000	20,000
2120-05-3000-387092	Land Sales	698,533	0	0	0	0	0
2120-05-3000-396000	Notes/Contract Receivable Coll	0	94,034	0	0	0	0
Total Revenue		1,569,878	775,340	570,000	570,000	570,000	570,000
2120-05-5000-509900	Other Professional Services	18,870	25,938	77,500	65,000	65,000	65,000
2120-05-5000-509980	Other Prof Svcs-UEDP Job Dev	104,500	104,500	104,500	0	0	0
2120-05-5000-509985	Other Prof Svcs-CCD	25,200	25,200	25,200	39,500	39,500	39,500
2120-05-5000-550020	Intgov't Asst Contrib to Other	399,106	25,407	875,000	600,000	600,000	600,000
2120-05-5000-655000	Building and Grounds Maint	1,480	1,360	10,000	10,000	10,000	10,000
2120-05-5000-655080	B&G Maint Mitigation Exp	700,000	0	0	0	0	0
2120-05-5000-735000	Printing	0	0	5,000	500	500	500
2120-05-5000-750000	Subscriptions Books & Period	2,500	0	0	0	0	0
2120-05-5000-755000	Travel	0	0	1,000	1,000	1,000	1,000
2120-05-5000-790000	Miscellaneous	10,000	0	5,000	5,000	5,000	5,000
Total Materials and Services		1,261,656	182,405	1,103,200	721,000	721,000	721,000
2120-05-8000-810000	Building and Improvements	0	0	500,000	500,000	500,000	500,000
Total Capital Outlay		0	0	500,000	500,000	500,000	500,000
2120-05-9000-910000	Principal Notes & Contracts	42,000	24,000	87,000	21,000	21,000	21,000
2120-05-9000-940000	Interest Notes & Contracts	4,407	3,384	2,640	1,890	1,890	1,890
2120-05-9500-950205	Transfers To County Fair	0	0	10,000	10,000	10,000	10,000
2120-05-9700-970000	Additions to Notes Receivable	0	0	100,000	100,000	100,000	100,000
Total Other Requirements		46,407	27,384	199,640	132,890	132,890	132,890
Total Expenditures		1,308,063	209,789	1,802,840	1,353,890	1,353,890	1,353,890

Douglas County, Oregon
 Law Library Fund (2030)
 Summary

Summary

	Actual FY 19-20	Actual FY 20-21	Actual FY 21-22	Revised Budget FY 22-23	Proposed FY 23-24	Approved FY 23-24	Adopted FY 23-24
<u>RESOURCES</u>							
Beginning Fund Balance	216,448	272,615	305,166	300,000	400,000	400,000	400,000
Revenues:							
Charges and Fees	184	73	50		50	50	50
District Court Fines	104,030	77,962	110,705	110,706	110,706	110,706	110,706
Interest	5,937	3,536	2,293	1,500	1,500	1,500	1,500
Total Revenues	110,151	81,571	113,048	112,206	112,256	112,256	112,256
TOTAL RESOURCES	326,599	354,186	418,214	412,206	512,256	512,256	512,256
<u>REQUIREMENTS</u>							
Personnel Services	18,708	18,488	18,763	27,048	23,375	23,375	23,375
Materials and Services	35,276	30,532	40,476	52,850	54,900	54,900	54,900
Total Expenditures	53,984	49,020	59,239	79,898	78,275	78,275	78,275
Ending Fund Balance	272,615	305,166	358,975	332,308	433,981	433,981	433,981
TOTAL REQUIREMENTS	326,599	354,186	418,214	412,206	512,256	512,256	512,256
Change in Fund Balance	56,167	32,551	53,809	32,308	33,981	33,981	33,981
Staffing FTE	0.50	0.38	0.38	0.30	0.30	0.30	0.30

Douglas County, Oregon
Law Library Fund

Fund Detail

		Actual	Actual	Revised	Proposed	Approved	Adopted
		FY 20-21	FY 21-22	Budget FY 22-23	FY 23-24	FY 23-24	FY 23-24
2030-05-3000-228002	Photocopy Services	73	50	0	50	50	50
2030-05-3000-300001	District Court Fines	77,962	110,705	110,706	110,706	110,706	110,706
2030-05-3000-380000	Interest General Investments	3,536	2,293	1,500	1,500	1,500	1,500
Total Revenue		81,571	113,048	112,206	112,256	112,256	112,256
2030-05-4000-400000	Regular Employees	13,314	12,197	11,717	12,543	12,543	12,543
2030-05-4000-403000	Temporary Employees	0	0	1,000	1,000	1,000	1,000
2030-05-4000-450000	PERS	4,049	5,084	4,884	5,392	5,392	5,392
2030-05-4000-451000	Social Security	1,019	933	973	1,036	1,036	1,036
2030-05-4000-451500	Paid Family & Med Leave Ins	0	0	25	54	54	54
2030-05-4000-452000	Worker's Compensation	66	43	45	68	68	68
2030-05-4000-453000	Unemployment	40	37	38	14	14	14
2030-05-4000-454000	Medical and Dental Insurance	0	469	8,366	3,268	3,268	3,268
Total Personnel Services		18,488	18,763	27,048	23,375	23,375	23,375
2030-05-5000-629500	Equipment-Noninventory	0	835	4,500	6,550	6,550	6,550
2030-05-5000-646000	Software	413	0	1,500	1,500	1,500	1,500
2030-05-5000-668001	Communication Telephone	72	71	100	100	100	100
2030-05-5000-672001	Fire/Liab Interdept Charges	100	100	100	100	100	100
2030-05-5000-740000	Office Supplies and Expenses	182	357	1,000	1,000	1,000	1,000
2030-05-5000-741000	Postage	0	0	50	50	50	50
2030-05-5000-750000	Subscriptions Books & Periodi	29,765	39,113	45,000	45,000	45,000	45,000
2030-05-5000-756000	Conventions Schools Seminars	0	0	600	600	600	600
Total Materials and Services		30,532	40,476	52,850	54,900	54,900	54,900
Total Expenditures		49,020	59,239	79,898	78,275	78,275	78,275

Douglas County, Oregon
Law Library Fund

PERSONNEL SERVICES						
		Actual FTE FY 20-21	Actual FTE FY 21-22	Revised Budget FTE FY 22-23	Budget FY 23-24	
					FTE	Amount
Legal Assistant 2				0.30	0.30	12,543
Law Librarian		0.38	0.38			
Total Regular		<u>0.38</u>	<u>0.38</u>	0.30	0.30	12,543
Temporary						1,000
PERS	42.99%, 50.42%					5,392
Social Security	7.65%					1,036
Paid Family & Med Leave Ins	0.40%					54
Worker's Compensation	0.50%					68
Unemployment	0.10%					14
Medical & Dental Insurance	Varied					<u>3,268</u>
Total Personnel Services						<u><u>23,375</u></u>

Douglas County, Oregon
Title III Fund (2160)
Summary

Summary

	Actual FY 19-20	Actual FY 20-21	Actual FY 21-22	Revised Budget FY 22-23	Proposed FY 23-24	Approved FY 23-24	Adopted FY 23-24
<u>RESOURCES</u>							
<i>Beginning Fund Balance</i>	3,799,144	3,382,360	4,436,271	6,600,000	4,900,000	4,900,000	4,900,000
Revenues:							
Intergovernmental Revenues:							
Secure Rural Schools (SRS) Title III - O&C/Forest Service	99,008	2,056,411	3,991,967	862,966	2,056,411	2,056,411	2,056,411
Secure Rural Schools (SRS) Title III - Coos Bay Wagon Rd	2,234	1,985	2,339	1,260	1,985	1,985	1,985
* Secure Rural Schools (SRS) Title II (Pass thru)	1,218,438	1,148,129	1,275,355	987,686	1,275,355	1,275,355	1,275,355
Title III - Rollover funds				3,600,000	1,006,000	1,006,000	1,006,000
Interest	196,916	106,617	57,551	78,000	70,000	70,000	70,000
Total Revenue	1,516,596	3,313,142	5,327,212	5,529,912	4,409,751	4,409,751	4,409,751
TOTAL RESOURCES	5,315,740	6,695,502	9,763,483	12,129,912	9,309,751	9,309,751	9,309,751
<u>REQUIREMENTS</u>							
Materials and Services:							
Secure Rural Schools (SRS) Title III County Expenditures	276,663	561,324	429,525	5,085,559	3,526,419	3,526,419	3,526,419
* Secure Rural Schools (SRS) Title II (Pass thru)	1,218,438	1,148,129	1,275,355	987,686	1,275,355	1,275,355	1,275,355
Transfers Out: General Fund	109,909	90,000	87,000	90,000	90,000	90,000	90,000
Public Works Fund	161,232	322,019	653,966	5,840,752	4,286,317	4,286,317	4,286,317
Public Safety Fund	167,138	137,759	146,890	125,915	131,660	131,660	131,660
Total Expenditures	1,933,380	2,259,231	2,592,736	12,129,912	9,309,751	9,309,751	9,309,751
<i>Ending Fund Balance</i>	3,382,360	4,436,271	7,170,747				
TOTAL REQUIREMENTS	5,315,740	6,695,502	9,763,483	12,129,912	9,309,751	9,309,751	9,309,751
<i>Change in Fund Balance</i>	(416,784)	1,053,911	2,734,476	(6,600,000)	(4,900,000)	(4,900,000)	(4,900,000)

Note: Title III funds are received under safety net legislation and are limited to specific uses as provided in the legislation.

* Title II funds of the safety net legislation remain at the federal level for expenditure. Oregon budget law requires these be shown in the County budget.

Douglas County, Oregon
Title III Fund

Fund Detail

		Actual	Actual	Revised	Proposed	Approved	Adopted
		FY 20-21	FY 21-22	Budget FY 22-23	FY 23-24	FY 23-24	FY 23-24
2160-05-3000-310001	Fed-O & C Receipts SRS 2008	1,126,825	2,187,379	328,806	1,126,825	1,126,825	1,126,825
2160-05-3000-310501	Fed-Coos Bay Wagon Rd SRS 2008	1,985	2,339	1,260	1,985	1,985	1,985
2160-05-3000-311001	Fed-Forest Receipts SRS 2008	929,586	1,804,588	534,160	929,586	929,586	929,586
2160-05-3000-313001	Fed-Title II O&C SRS 2008	627,807	697,360	375,778	697,360	697,360	697,360
2160-05-3000-313500	Fed-Title II O&C CBWR SRS 2008	2,406	2,673	1,440	2,673	2,673	2,673
2160-05-3000-314001	Fed-Title II USFS SRS 2008	517,916	575,322	610,468	575,322	575,322	575,322
2160-05-3000-319099	Fed-Title III Rollover	0	0	3,600,000	1,006,000	1,006,000	1,006,000
2160-05-3000-380000	Interest General Investments	106,617	57,551	78,000	70,000	70,000	70,000
Total Revenue		3,313,142	5,327,212	5,529,912	4,409,751	4,409,751	4,409,751
2160-05-5000-550000	Intergovernmental Assistance	0	0	4,555,108	3,201,419	3,201,419	3,201,419
2160-05-5000-550020	Intgov't Asst Contrib to Other	239,214	172,414	135,451	6,000	6,000	6,000
2160-05-5000-550060	Intgov't Asst DFPA Rural Fire	322,110	257,111	395,000	319,000	319,000	319,000
2160-05-5000-550070	Intgov't Asst Title II O&C	627,807	697,360	375,778	697,360	697,360	697,360
2160-05-5000-550072	Intgov't Asst Title II CBWR	2,406	2,673	1,440	2,673	2,673	2,673
2160-05-5000-550074	Intgov't Asst Title II USFS	517,916	575,322	610,468	575,322	575,322	575,322
Total Materials and Services		1,709,453	1,704,880	6,073,245	4,801,774	4,801,774	4,801,774
2160-05-9500-950100	Transfers To General Fund	90,000	87,000	90,000	90,000	90,000	90,000
2160-05-9500-950201	Transfers To Public Works	322,019	653,966	5,840,752	4,286,317	4,286,317	4,286,317
2160-05-9500-950220	Transfers To Public Safety	137,759	146,890	125,915	131,660	131,660	131,660
Total Other Requirements		549,778	887,856	6,056,667	4,507,977	4,507,977	4,507,977
Total Expenditures		2,259,231	2,592,736	12,129,912	9,309,751	9,309,751	9,309,751

Douglas County, Oregon
Government Relief Fund (2180)
Summary

Summary

	Actual FY 19-20	Actual FY 20-21	Actual FY 21-22	Revised Budget FY 22-23	Proposed FY 23-24	Approved FY 23-24	Adopted FY 23-24
<u>RESOURCES</u>							
Beginning Fund Balance			10,793,964	17,626,478			
Revenues:							
Intergovernmental Revenues		10,778,282	14,088,282	250,000			
Interest		15,682	40,513	150,000			
Total Revenues		10,793,964	14,128,795	400,000			
TOTAL RESOURCES		10,793,964	24,922,759	18,026,478			
<u>REQUIREMENTS</u>							
Personnel Services			87,575	100,998			
Materials and Services			2,731,326	578,475			
Capital Outlay			326,910	27,672			
Transfers Out: General Fund			146,545	14,294,734			
County Fair Board Fund				563,000			
County Forest Management			1,100,000				
Public Safety Fund			2,403,925	971,599			
Capital Projects Fund			500,000	1,000,000			
Fleet Management Fund				490,000			
Total Expenditures			7,296,281	18,026,478			
Ending Fund Balance		10,793,964	17,626,478				
TOTAL REQUIREMENTS		10,793,964	24,922,759	18,026,478			
Change in Fund Balance		10,793,964	6,832,514	(17,626,478)			

Note: This fund has been created to account for the Coronavirus State and Local Fiscal Funds, authorized by the American Rescue Plan Act, received by the County.

Douglas County, Oregon
Government Relief Fund

Fund Detail

		Actual	Actual	Revised	Proposed	Approved	Adopted
		FY 20-21	FY 21-22	Budget	FY 23-24	FY 23-24	FY 23-24
				FY 22-23			
2180-05-5000-319000	Fed-Other Assistance	10,778,282	10,778,282	0	0	0	0
2180-05-3000-326101	St/Fed OR DAS	0	3,310,000	250,000	0	0	0
2180-05-3000-380000	Interest General Investments	15,682	40,513	150,000	0	0	0
Total Revenue		10,793,964	14,128,795	400,000	0	0	0
2180-05-4000-400000	Regular Employees	0	49,515	66,000	0	0	0
2180-05-4000-403000	Temporary Employees	0	0	1,131	0	0	0
2180-05-4000-405000	Overtime	0	3,968	0	0	0	0
2180-05-4000-450000	PERS	0	23,234	28,389	0	0	0
2180-05-4000-451000	Social Security	0	4,071	5,049	0	0	0
2180-05-4000-452000	Worker's Compensation	0	273	231	0	0	0
2180-05-4000-453000	Unemployment	0	233	198	0	0	0
2180-05-4000-454000	Medical and Dental Insurance	0	6,281	0	0	0	0
Total Personnel		0	87,575	100,998	0	0	0
2180-05-5000-550000	Intergovernmental Assist	0	0	578,475	0	0	0
2180-05-5000-550020	Intgov't Asst Contrib to Other	0	340,000	0	0	0	0
2180-05-5000-556000	Grant Assistance	0	2,057,068	0	0	0	0
2180-05-5000-629500	Equipment-Noninventory	0	26,974	0	0	0	0
2180-05-5000-629900	Other Materials and Supplies	0	59,144	0	0	0	0
2180-05-5000-645000	Equipment/Vehicle Rent	0	90,000	0	0	0	0
2180-05-5000-650000	Interdept Vehicle Expense	0	44,882	0	0	0	0
2180-05-5000-786500	Bank Card Fees	0	113,258	0	0	0	0
Total Materials and Services		0	2,731,326	578,475	0	0	0
2180-05-8000-820000	Furniture and Equipment	0	128,905	0	0	0	0
2180-05-8000-830000	Vehicles and Heavy Equipment	0	195,155	27,672	0	0	0
2180-05-8000-830099	Veh & Heavy Equip Noninv	0	2,850	0	0	0	0
Total Capital		0	326,910	27,672	0	0	0

Douglas County, Oregon
Government Relief Fund

Fund Detail

		Actual	Actual	Revised	Proposed	Approved	Adopted
		FY 20-21	FY 21-22	Budget	FY 23-24	FY 23-24	FY 23-24
				FY 22-23			
2180-05-9500-950100	Transfers To General Fund	0	146,545	14,294,734	0	0	0
2180-05-9500-950205	Transfers To County Fair	0	0	563,000	0	0	0
2180-05-9500-950207	Transfers To CFM	0	1,100,000	0	0	0	0
2180-05-9500-950220	Transfers To Public Safety	0	2,403,925	971,599	0	0	0
2180-05-9500-950302	Transfers To Cap Projects	0	500,000	1,000,000	0	0	0
2180-05-9500-950620	Transfers To Fleet	0	0	490,000	0	0	0
Total Other Requirements		0	4,150,470	17,319,333	0	0	0
Total Expenditures		0	7,296,281	18,026,478	0	0	0

Douglas County, Oregon
Water Resource Development Fund (2150)
Summary

Summary

	Actual FY 19-20	Actual FY 20-21	Actual FY 21-22	Revised Budget FY 22-23	Proposed FY 23-24	Approved FY 23-24	Adopted FY 23-24
<u>RESOURCES</u>							
Beginning Fund Balance	2,619,591	2,832,194	2,647,236	2,000,000	1,500,000	1,500,000	1,500,000
Revenues:							
Charges and Other Revenues	860,718	727,915	399,048	320,000	320,000	320,000	320,000
Intergovernmental Revenue	118,464	123,979	127,152	128,144	74,916	74,916	74,916
Interest	57,213	30,632	15,372	30,000	30,000	30,000	30,000
Total Revenues	1,036,395	882,526	541,572	478,144	424,916	424,916	424,916
TOTAL RESOURCES	3,655,986	3,714,720	3,188,808	2,478,144	1,924,916	1,924,916	1,924,916
<u>REQUIREMENTS</u>							
Personnel Services	371,180	367,344	408,108	452,752	427,393	427,393	427,393
Materials and Services	374,025	587,755	389,402	582,286	402,770	402,770	402,770
Capital Outlay	13,587	28,385	10,259	20,000	20,000	20,000	20,000
Operating Contingency				100,000	100,000	100,000	100,000
Transfer Out to General Fund	65,000	84,000	71,000	74,000	86,000	86,000	86,000
Total Expenditures	823,792	1,067,484	878,769	1,229,038	1,036,163	1,036,163	1,036,163
Ending Fund Balance	2,832,194	2,647,236	2,310,039	1,249,106	888,753	888,753	888,753
TOTAL REQUIREMENTS	3,655,986	3,714,720	3,188,808	2,478,144	1,924,916	1,924,916	1,924,916
Change in Fund Balance	212,603	(184,958)	(337,197)	(750,894)	(611,247)	(611,247)	(611,247)
Staffing FTE	5.25	5.25	4.25	4.25	3.25	3.25	3.25
Capital Outlay:							
Stream Gage Upgrades							20,000

Douglas County, Oregon
 Water Resource Development Fund
 Operations/Galesville

Department Overview

	Actual FY 19-20	Actual FY 20-21	Actual FY 21-22	Revised Budget FY 22-23	Proposed FY 23-24	Approved FY 23-24	Adopted FY 23-24
<u>REVENUES</u>							
Charges and Other Revenues	860,718	727,915	399,048	320,000	320,000	320,000	320,000
Intergovernmental Revenue	118,464	123,979	127,152	128,144	74,916	74,916	74,916
Interest	57,213	30,632	15,372	30,000	30,000	30,000	30,000
Total Revenues	1,036,395	882,526	541,572	478,144	424,916	424,916	424,916
<u>EXPENDITURES</u>							
Personnel Services	308,713	296,657	326,329	344,268	307,774	307,774	307,774
Materials and Services	373,774	586,923	388,596	578,186	398,670	398,670	398,670
Capital Outlay	13,587	26,516	10,259	20,000	20,000	20,000	20,000
Total Expenditures	696,074	910,096	725,184	942,454	726,444	726,444	726,444
Staffing FTE	4.25	4.25	3.25	3.25	2.25	2.25	2.25

Douglas County, Oregon
Water Resource Development Fund
Operations/Galesville

Department Detail

		Actual	Actual	Revised	Proposed	Approved	Adopted
		FY 20-21	FY 21-22	Budget	FY 23-24	FY 23-24	FY 23-24
				FY 22-23			
2150-55-3000-280000	Electricity Revenues	508,235	159,865	120,000	120,000	120,000	120,000
2150-55-3000-281000	Water Revenues	212,350	231,651	200,000	200,000	200,000	200,000
2150-55-3000-355080	Cost Share BLM Coop StreamGage	123,979	127,152	128,144	74,916	74,916	74,916
2150-55-3000-380000	Interest General Investments	30,632	15,372	30,000	30,000	30,000	30,000
2150-55-3000-387900	Miscellaneous Revenues	7,330	7,532	0	0	0	0
Total Revenue		882,526	541,572	478,144	424,916	424,916	424,916
2150-55-4000-400000	Regular Employees	176,753	186,522	190,698	169,971	169,971	169,971
2150-55-4000-403000	Temporary Employees	7,931	498	1,500	1,500	1,500	1,500
2150-55-4000-405000	Overtime	2,150	14,067	14,607	15,943	15,943	15,943
2150-55-4000-450000	PERS	64,952	78,467	89,571	81,109	81,109	81,109
2150-55-4000-451000	Social Security	14,064	15,172	15,821	14,337	14,337	14,337
2150-55-4000-451500	Paid Family & Med Leave Ins	0	0	414	750	750	750
2150-55-4000-452000	Worker's Compensation	1,862	1,408	1,448	1,593	1,593	1,593
2150-55-4000-453000	Unemployment	561	603	620	187	187	187
2150-55-4000-454000	Medical and Dental Insurance	28,384	29,592	29,589	22,384	22,384	22,384
Total Personnel Services		296,657	326,329	344,268	307,774	307,774	307,774
2150-55-5000-509900	Other Professional Services	25,301	69,225	267,000	129,000	129,000	129,000
2150-55-5000-542000	Cooperative Contracts	158,236	146,102	159,650	107,150	107,150	107,150
2150-55-5000-607000	Field Supplies	882	1,769	2,500	2,500	2,500	2,500
2150-55-5000-629500	Equipment-Noninventory	2,578	5,692	11,000	15,200	15,200	15,200
2150-55-5000-629502	Equip-Noninv Computer Rep	0	0	1,849	5,800	5,800	5,800
2150-55-5000-629900	Other Materials and Supplies	81	9	35,500	35,500	35,500	35,500
2150-55-5000-646000	Software	3,513	3,027	2,437	4,270	4,270	4,270
2150-55-5000-646002	Software Maintenance	201	0	0	0	0	0
2150-55-5000-650000	Interdept Vehicle Expense	9,794	11,924	17,000	17,000	17,000	17,000
2150-55-5000-651080	Equip/Vehicle Office DP Equip	423	0	0	0	0	0
2150-55-5000-655000	Building and Grounds Maint	0	0	1,000	1,000	1,000	1,000
2150-55-5000-656000	Dam Maintenance	6,582	6,474	20,000	20,000	20,000	20,000
2150-55-5000-656001	Dam Maintenance Transmis Lines	68,000	68,000	0	0	0	0
2150-55-5000-656002	Dam Maintenance Reservoir Main	0	2,200	2,000	2,000	2,000	2,000
2150-55-5000-656003	Dam Maintenance Access Main	0	0	1,000	1,000	1,000	1,000
2150-55-5000-668001	Communication Telephone	29,024	27,037	17,000	17,000	17,000	17,000
2150-55-5000-668010	Communication Internet	250,000	0	0	0	0	0

Douglas County, Oregon
Water Resource Development Fund
Operations/Galesville

Department Detail

		Actual	Actual	Revised	Proposed	Approved	Adopted
		FY 20-21	FY 21-22	Budget	FY 23-24	FY 23-24	FY 23-24
				FY 22-23			
2150-55-5000-668501	Utilities Electric	6,917	8,707	8,000	8,000	8,000	8,000
2150-55-5000-671555	Workers' Comp InterdeptCharges	0	0	500	500	500	500
2150-55-5000-672001	Fire/Liab Interdept Charges	1,700	1,400	1,000	2,000	2,000	2,000
2150-55-5000-685000	License and Permit Fees	21,620	35,434	18,000	18,000	18,000	18,000
2150-55-5000-740000	Office Supplies and Expenses	1,780	1,182	3,500	3,500	3,500	3,500
2150-55-5000-741000	Postage	291	254	500	500	500	500
2150-55-5000-755000	Travel	0	0	2,500	2,500	2,500	2,500
2150-55-5000-756000	Conventions Schools Seminars	0	0	5,000	5,000	5,000	5,000
2150-55-5000-758000	Dues and Memberships	0	0	1,000	1,000	1,000	1,000
2150-55-5000-785000	Pre-employment Testing	0	160	250	250	250	250
Total Materials and Services		586,923	388,596	578,186	398,670	398,670	398,670
2150-55-8000-820000	Furniture and Equipment	0	0	20,000	20,000	20,000	20,000
2150-55-8000-820099	Furniture and Equipment Noninv	0	3,135	0	0	0	0
2150-55-8000-830000	Vehicles and Heavy Equipment	26,516	0	0	0	0	0
2150-55-8000-880000	Work in Progress	0	7,124	0	0	0	0
Total Capital Outlay		26,516	10,259	20,000	20,000	20,000	20,000
Total Expenditures		910,096	725,184	942,454	726,444	726,444	726,444

Douglas County, Oregon
Water Resource Development Fund
Operations/Galesville

PERSONNEL SERVICES					
	Actual	Actual	Revised	Budget	
	FTE	FTE	Budget	FY 23-24	
	FY 20-21	FY 21-22	FY 22-23	FTE	Amount
Power Plant Operator/Hydrologist	1.00	1.00	1.00	1.00	86,239
Eng & Const Division Engineer	0.25	0.25	0.25	0.25	31,493
Engineering Technician 2	2.00	1.00	1.00	1.00	52,239
Office Manager 1	1.00	1.00	1.00	1.00	86,239
Total Regular	4.25	3.25	3.25	2.25	169,971
Temporary					1,500
Overtime					15,943
PERS		42.99%, 50.42%			81,109
Social Security		7.65%			14,337
Paid Family & Med Leave Ins		0.40%			750
Worker's Compensation		0.85%			1,593
Unemployment		0.10%			187
Medical & Dental Insurance		Varied			22,384
Total Personnel Services					307,774

Douglas County, Oregon
 Water Resource Development Fund
 Watermaster

Department Overview

	Actual FY 19-20	Actual FY 20-21	Actual FY 21-22	Revised Budget FY 22-23	Proposed FY 23-24	Approved FY 23-24	Adopted FY 23-24
<u>EXPENDITURES</u>							
Personnel Services	62,467	70,687	81,779	108,484	119,619	119,619	119,619
Materials and Services	251	832	806	4,100	4,100	4,100	4,100
Capital Outlay		1,869					
Total Expenditures	62,718	73,388	82,585	112,584	123,719	123,719	123,719
Staffing FTE	1.00	1.00	1.00	1.00	1.00	1.00	1.00

Douglas County, Oregon
Water Resource Development Fund
Watermaster

Department Detail

		Actual	Actual	Revised	Proposed	Approved	Adopted
		FY 20-21	FY 21-22	Budget	FY 23-24	FY 23-24	FY 23-24
				FY 22-23			
2150-55-0440-400000	Regular Employees	47,614	51,059	52,451	57,855	57,855	57,855
2150-55-0440-405000	Overtime	1,614	3,062	8,333	9,192	9,192	9,192
2150-55-0440-450000	PERS	16,635	22,557	25,952	29,507	29,507	29,507
2150-55-0440-451000	Social Security	3,766	4,140	4,650	5,129	5,129	5,129
2150-55-0440-451500	Paid Family & Med Leave Ins	0	0	122	268	268	268
2150-55-0440-452000	Worker's Compensation	490	379	425	570	570	570
2150-55-0440-453000	Unemployment	148	162	182	67	67	67
2150-55-0440-454000	Medical and Dental Insurance	420	420	16,369	17,031	17,031	17,031
Total Personnel Services		70,687	81,779	108,484	119,619	119,619	119,619
2150-55-0440-650000	Interdept Vehicle Expense	425	0	1,000	1,000	1,000	1,000
2150-55-0440-740000	Office Supplies and Expenses	220	427	500	500	500	500
2150-55-0440-741000	Postage	187	379	600	600	600	600
2150-55-0440-756000	Conventions Schools Seminars	0	0	2,000	2,000	2,000	2,000
Total Materials and Services		832	806	4,100	4,100	4,100	4,100
2150-55-0440-820099	Furniture & Equip Noninv	1,869	0	0	0	0	0
Total Capital Outlay		1,869	0	0	0	0	0
Total Expenditures		73,388	82,585	112,584	123,719	123,719	123,719

Douglas County, Oregon
 Water Resource Development Fund
 Watermaster

PERSONNEL SERVICES						
		Actual	Actual	Revised	Budget	
		FTE	FTE	Budget	FY 23-24	
		<u>FY 20-21</u>	<u>FY 21-22</u>	<u>FY 22-23</u>	<u>FTE</u>	<u>Amount</u>
Engineering Technician 2		1.00	1.00	1.00	1.00	57,855
Overtime						9,192
PERS	42.99%, 50.42%					29,507
Social Security	7.65%					5,129
Paid Family & Med Leave Ins	0.40%					268
Worker's Compensation	0.85%					570
Unemployment	0.10%					67
Medical & Dental Insurance	Varied					17,031
Total Personnel Services						<u><u>119,619</u></u>

Douglas County, Oregon
 Capital Projects Fund (3020)
 Summary

Summary

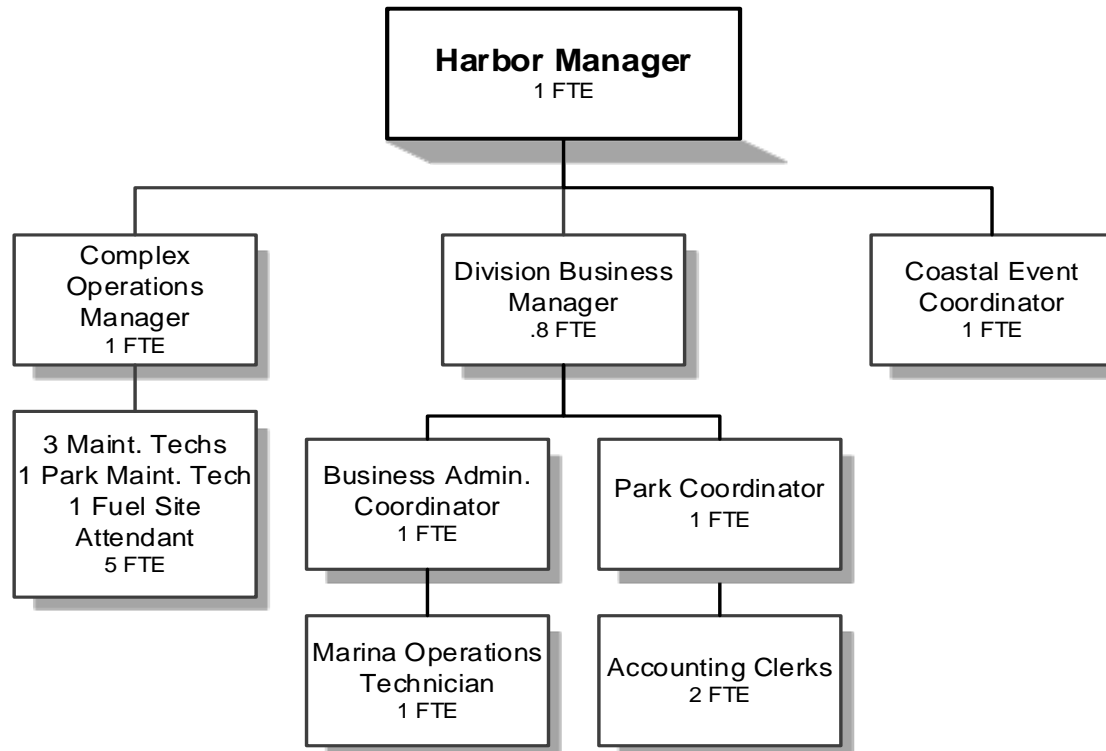
	Actual FY 19-20	Actual FY 20-21	Actual FY 21-22	Revised Budget FY 22-23	Proposed FY 23-24	Approved FY 22-23	Adopted FY 22-23
<u>RESOURCES</u>							
Beginning Fund Balance	3,489,558	3,208,345	2,786,145	2,000,000	2,500,000	2,500,000	2,500,000
Revenues:							
Interest	71,471	32,764	15,393	20,000	30,000	30,000	30,000
Transfers In: Government Relief Fund			500,000	1,000,000			
Total Revenue	71,471	32,764	515,393	1,020,000	30,000	30,000	30,000
TOTAL RESOURCES	3,561,029	3,241,109	3,301,538	3,020,000	2,530,000	2,530,000	2,530,000
<u>REQUIREMENTS</u>							
Personnel Services			37,213	10,000	10,000	10,000	10,000
Materials and Services	116,848	81,775	324,052	1,010,000	1,020,000	1,020,000	1,020,000
Capital Outlay	235,836	373,189	360,999	2,000,000	1,500,000	1,500,000	1,500,000
Total Expenditures	352,684	454,964	722,264	3,020,000	2,530,000	2,530,000	2,530,000
Ending Fund Balance	3,208,345	2,786,145	2,579,274				
TOTAL REQUIREMENTS	3,561,029	3,241,109	3,301,538	3,020,000	2,530,000	2,530,000	2,530,000
Change in Fund Balance	(281,213)	(422,200)	(206,871)	(2,000,000)	(2,500,000)	(2,500,000)	(2,500,000)
Capital Outlay:							
Board Approved Projects							1,500,000

Douglas County, Oregon
Capital Projects Fund

Fund Detail

		Actual	Actual	Revised	Proposed	Approved	Adopted
		FY 20-21	FY 21-22	Budget FY 22-23	FY 23-24	FY 23-24	FY 23-24
3020-05-3000-380000	Interest General Investments	32,764	15,393	20,000	30,000	30,000	30,000
3020-05-3000-390218	Transfers From Gov Relief Fund	0	500,000	1,000,000	0	0	0
Total Revenue		32,764	515,393	1,020,000	30,000	30,000	30,000
3020-05-4000-403000	Temporary Employees	0	33,479	9,217	6,302	6,302	6,302
3020-05-4000-450000	PERS	0	955	0	3,178	3,178	3,178
3020-05-4000-451000	Social Security	0	2,561	705	482	482	482
3020-05-4000-451500	Paid Family & Med Leave Ins	0	0	18	0	0	0
3020-05-4000-452000	Worker's Compensation	0	117	32	32	32	32
3020-05-4000-453000	Unemployment	0	101	28	6	6	6
Total Personnel Services		0	37,213	10,000	10,000	10,000	10,000
3020-05-5000-509900	Other Professional Services	28,688	158,758	0	0	0	0
3020-05-5000-629500	Equipment-Noninventory	22,875	82,422	0	0	0	0
3020-05-5000-646000	Software	30,212	74,268	0	0	0	0
3020-05-5000-655000	Building and Grounds Maint	0	8,604	1,010,000	1,020,000	1,020,000	1,020,000
Total Materials and Services		81,775	324,052	1,010,000	1,020,000	1,020,000	1,020,000
3020-05-8000-810000	Buildings and Improvements	0	0	2,000,000	1,500,000	1,500,000	1,500,000
3020-05-8000-820000	Furniture and Equipment	76,211	168,268	0	0	0	0
3020-05-8000-820099	Furniture and Equipment Noninv	16,609	43,645	0	0	0	0
3020-05-8000-880000	Work in Progress	280,369	149,086	0	0	0	0
Total Capital Outlay		373,189	360,999	2,000,000	1,500,000	1,500,000	1,500,000
Total Expenditures		454,964	722,264	3,020,000	2,530,000	2,530,000	2,530,000

SALMON HARBOR FUND



Douglas County, Oregon
 Salmon Harbor Fund (5010)
 Summary

Summary

	Actual FY 19-20	Actual FY 20-21	Actual FY 21-22	Revised Budget FY 22-23	Proposed FY 23-24	Approved FY 23-24	Adopted FY 23-24
<u>RESOURCES</u>							
Beginning Fund Balance	4,388,548	1,704,826	2,445,470	550,000	400,000	400,000	400,000
Revenues:							
Charges, Fees, Rents, Leases, and Other	2,060,029	2,937,080	3,404,777	2,863,300	3,356,100	3,356,100	3,356,100
Intergovernmental Revenues:							
Coos Bay Wagon Pass Thru	27,123						
R.V. License Revenues	246,789	234,719	244,463	240,000	240,000	240,000	240,000
All Other	10,144	25,057	37,289	4,900	9,800	9,800	9,800
Interest	36,797	276	2,590	1,500	3,000	3,000	3,000
Transfer In: County Forest Management		165,000	1,281,000				
Transfer In: General Fund					95,000	95,000	95,000
Total Revenues	2,380,882	3,362,132	4,970,119	3,109,700	3,703,900	3,703,900	3,703,900
TOTAL RESOURCES	6,769,430	5,066,958	7,415,589	3,659,700	4,103,900	4,103,900	4,103,900
<u>REQUIREMENTS</u>							
Personnel Services	1,034,518	1,132,802	1,221,003	1,439,292	1,617,549	1,617,549	1,617,549
Materials and Services	1,047,571	1,253,020	1,606,773	1,918,850	2,020,365	2,020,365	2,020,365
Capital Outlay	2,826,515	55,666	1,340,140	75,000	67,000	67,000	67,000
Transfer Out: General Fund <i>(central services reimbursement)</i>	156,000	180,000	204,000	182,000	226,000	226,000	226,000
Total Expenditures	5,064,604	2,621,488	4,371,916	3,615,142	3,930,914	3,930,914	3,930,914
Ending Fund Balance	1,704,826	2,445,470	3,043,673	44,558	172,986	172,986	172,986
TOTAL REQUIREMENTS	6,769,430	5,066,958	7,415,589	3,659,700	4,103,900	4,103,900	4,103,900
Change in Fund Balance	(2,683,722)	740,644	598,203	(505,442)	(227,014)	(227,014)	(227,014)
Staffing FTE	12.80	12.80	12.80	12.80	13.80	13.80	13.80
Capital Outlay:							
Dock Fuel Dispenser							18,000
Pressure Washer							9,000
Storage Shed							10,000
Truck & Dump Trailer							20,000
Utility Cart							10,000
							<u>67,000</u>

Douglas County, Oregon
 Salmon Harbor Fund

Fund Detail

		Actual FY 20-21	Actual FY 21-22	Revised Budget FY 22-23	Proposed FY 23-24	Approved FY 23-24	Adopted FY 23-24
5010-70-3000-270000	Park/Camping Revenues	1,769,552	2,097,232	1,795,000	2,100,000	2,100,000	2,100,000
5010-70-3000-270100	Park/Camping Reservation Fees	13,470	69,660	70,000	70,000	70,000	70,000
5010-70-3000-270200	Park/Camping Shower Fees	10,183	10,240	11,000	10,000	10,000	10,000
5010-70-3000-270300	Park/Camping Laundromat Fees	22,175	25,310	20,000	25,000	25,000	25,000
5010-70-3000-270400	Monthly Camping Fees	85,318	36,175	35,000	35,000	35,000	35,000
5010-70-3000-270500	Park/Camping Deposits	37,749	(41,430)	10,000	0	0	0
5010-70-3000-270600	Park/Camping Gift Cert/RainCk	60,560	65,602	10,000	50,000	50,000	50,000
5010-70-3000-270700	Park/Camp Sewage Disposal Fees	0	181	7,000	12,000	12,000	12,000
5010-70-3000-275050	Cancelled/Expired Admissn Fees	17,286	23,950	25,000	20,000	20,000	20,000
5010-70-3000-275500	Concessions	93,319	107,551	95,000	0	0	0
5010-70-3000-281000	Water Revenues	2,555	1,644	2,500	0	0	0
5010-70-3000-286001	Boat Moorage Annually	264,105	269,177	220,000	260,000	260,000	260,000
5010-70-3000-286002	Boat Moorage Monthly	120,314	119,502	95,000	115,000	115,000	115,000
5010-70-3000-286003	Boat Moorage Weekly	33,224	40,551	32,000	35,000	35,000	35,000
5010-70-3000-286004	Boat Moorage Charter Boats	6,574	9,535	6,500	8,000	8,000	8,000
5010-70-3000-286005	Boat Launching	47,451	43,784	45,000	45,000	45,000	45,000
5010-70-3000-286006	Boat Moor/Launch Electricity	2,010	1,482	2,000	1,500	1,500	1,500
5010-70-3000-286007	Boat Moor/Launch Storage Fees	6,506	5,667	5,000	5,500	5,500	5,500
5010-70-3000-326100	St/Fed DAS COVID19 CARES	19,637	0	0	0	0	0
5010-70-3000-335100	State OR State Marine Board	5,420	365	4,900	9,800	9,800	9,800
5010-70-3000-335103	St OSMB Abandoned Vessels	0	36,924	0	0	0	0
5010-70-3000-345005	Shared Rev RV Licenses	234,719	244,463	240,000	240,000	240,000	240,000
5010-70-3000-380000	Interest General Investments	276	2,590	1,500	3,000	3,000	3,000
5010-70-3000-382003	Land/Building Rents/Leases	0	0	0	95,000	95,000	95,000
5010-70-3000-382070	Marina Activity Center Rents	2,448	5,425	2,500	5,000	5,000	5,000
5010-70-3000-387000	Other Sales	29,198	62,979	24,000	32,000	32,000	32,000
5010-70-3000-387041	Diesel Fuel Sales	117,786	209,195	140,000	200,000	200,000	200,000
5010-70-3000-387042	Gas Fuel Sales	162,351	211,929	188,000	210,000	210,000	210,000
5010-70-3000-387043	Oil Fuel Sales	295	755	300	100	100	100
5010-70-3000-387044	Propane Fuel Sales	18,835	24,998	15,000	22,000	22,000	22,000
5010-70-3000-387080	Sale of Inventory	64,640	0	0	0	0	0
5010-70-3000-387900	Miscellaneous Revenues	7,044	7,267	7,500	0	0	0
5010-70-3000-387912	Misc Lodging Tax	0	99	0	0	0	0
5010-70-3000-387980	Misc Cash Over/Short	55	0	0	0	0	0
5010-70-3000-387982	Misc Refunds	0	100	0	0	0	0
5010-70-3000-387985	Misc Discounts Given	(58,456)	(3,433)	0	0	0	0
5010-70-3000-387995	Misc NSF Checks	533	(350)	0	0	0	0

Douglas County, Oregon
Salmon Harbor Fund

Fund Detail

		Actual FY 20-21	Actual FY 21-22	Revised Budget FY 22-23	Proposed FY 23-24	Approved FY 23-24	Adopted FY 23-24
5010-70-3000-390100	Transfers From Gen Fund	0	0	0	95,000	95,000	95,000
5010-70-3000-390208	Transfers From CFM	165,000	1,281,000	0	0	0	0
Total Revenue		3,362,132	4,970,119	3,109,700	3,703,900	3,703,900	3,703,900
5010-70-4000-400000	Regular Employees	562,802	616,383	655,918	754,553	754,553	754,553
5010-70-4000-403000	Temporary Employees	110,546	77,743	132,139	130,000	130,000	130,000
5010-70-4000-405000	Overtime	1,147	822	6,000	6,000	6,000	6,000
5010-70-4000-450000	PERS	202,579	270,960	350,776	398,757	398,757	398,757
5010-70-4000-451000	Social Security	49,865	51,249	60,745	68,127	68,127	68,127
5010-70-4000-451500	Paid Family & Med Leave Ins	0	0	1,588	3,562	3,562	3,562
5010-70-4000-452000	Worker's Compensation	20,154	13,900	15,881	19,147	19,147	19,147
5010-70-4000-453000	Unemployment	4,047	4,169	4,764	3,562	3,562	3,562
5010-70-4000-454000	Medical and Dental Insurance	181,662	185,777	211,481	233,841	233,841	233,841
Total Personnel Services		1,132,802	1,221,003	1,439,292	1,617,549	1,617,549	1,617,549
5010-70-5000-500000	Legal Services	3,884	3,254	5,000	5,000	5,000	5,000
5010-70-5000-505000	Security Services	16,382	19,371	18,000	20,000	20,000	20,000
5010-70-5000-509900	Other Professional Services	28,303	119,024	110,000	75,500	75,500	75,500
5010-70-5000-519900	Other Technical Services	3,232	3,247	10,000	5,000	5,000	5,000
5010-70-5000-550000	Intergovernmental Assistance	42,998	55,445	0	0	0	0
5010-70-5000-586030	Event Entertainment	0	0	0	6,000	6,000	6,000
5010-70-5000-586070	Event Contract Services	0	0	0	28,500	28,500	28,500
5010-70-5000-606501	Fuel and Oil Gas	131,552	206,179	126,000	160,000	160,000	160,000
5010-70-5000-606502	Fuel and Oil Diesel	110,625	199,667	112,000	175,000	175,000	175,000
5010-70-5000-606503	Fuel and Oil Propane	24,099	32,686	27,000	32,000	32,000	32,000
5010-70-5000-606550	Fuel and Oil Lubricants & Oil	88	48	500	100	100	100
5010-70-5000-629500	Equipment-Noninventory	6,297	11,594	17,500	12,500	12,500	12,500
5010-70-5000-629502	Equipment-Noninv Computer Repl	0	0	3,400	33,250	33,250	33,250
5010-70-5000-629900	Other Materials and Supplies	22,983	29,710	24,000	28,500	28,500	28,500
5010-70-5000-646000	Software	3,595	27,739	44,000	27,540	27,540	27,540
5010-70-5000-646002	Software Maintenance	790	790	23,100	19,325	19,325	19,325
5010-70-5000-650000	Interdept Vehicle Expense	6,410	15,535	10,000	10,000	10,000	10,000
5010-70-5000-651000	Equip/Vehicle Maint & Repair	13,068	11,148	17,000	14,000	14,000	14,000
5010-70-5000-655000	Building and Grounds Maint	253,019	239,535	304,000	351,000	351,000	351,000
5010-70-5000-655002	B&G Maint Electrical Maint	3,210	21,957	6,000	10,000	10,000	10,000
5010-70-5000-655020	B&G Maint M&R Contracts	35,267	21,724	40,000	30,000	30,000	30,000

Douglas County, Oregon
Salmon Harbor Fund

Fund Detail

		Actual FY 20-21	Actual FY 21-22	Revised Budget FY 22-23	Proposed FY 23-24	Approved FY 23-24	Adopted FY 23-24
5010-70-5000-655030	B&G Maint Dredging	0	0	250,000	250,000	250,000	250,000
5010-70-5000-668001	Communication Telephone	13,483	11,364	15,000	12,000	12,000	12,000
5010-70-5000-668002	Communication Pages/Ans Svcs	317	396	350	400	400	400
5010-70-5000-668015	Communication Cell Phones	2,048	1,978	2,100	2,400	2,400	2,400
5010-70-5000-668022	Communication Research OR DMV	15	28	100	50	50	50
5010-70-5000-668500	Utilities	98	14,771	3,000	63,000	63,000	63,000
5010-70-5000-668501	Utilities Electric	122,029	133,443	155,000	155,000	155,000	155,000
5010-70-5000-668503	Utilities Water and Sewer	33,758	25,263	45,000	35,000	35,000	35,000
5010-70-5000-668504	Utilities Garbage	68,402	80,647	92,000	82,000	82,000	82,000
5010-70-5000-668505	Utilities Sewer	118,845	121,721	140,000	146,000	146,000	146,000
5010-70-5000-668507	Utilities Cable TV	44,476	47,427	44,000	48,000	48,000	48,000
5010-70-5000-672001	Fire/Liab Interdept Charges	4,400	3,800	3,800	6,300	6,300	6,300
5010-70-5000-672002	Fire/Liability Liability Ins	0	7,374	0	0	0	0
5010-70-5000-673000	Liability Claims	0	1,980	3,000	3,000	3,000	3,000
5010-70-5000-685000	License and Permit Fees	2,775	2,377	4,500	2,500	2,500	2,500
5010-70-5000-730000	Advertising/Publicity	23,063	23,427	123,500	17,500	17,500	17,500
5010-70-5000-730005	Advertising/Publicity Brochure	864	1,200	1,000	0	0	0
5010-70-5000-730006	Advertising/Publicity TideBook	3,191	3,294	4,000	4,000	4,000	4,000
5010-70-5000-730007	Advertising/Publicity Local	2,399	1,128	2,500	0	0	0
5010-70-5000-740000	Office Supplies and Expenses	10,634	5,381	10,000	10,000	10,000	10,000
5010-70-5000-750000	Subscriptions Books & Periodi	0	50	0	0	0	0
5010-70-5000-755000	Travel	0	0	7,000	11,000	11,000	11,000
5010-70-5000-756000	Conventions Schools Seminars	0	1,900	3,000	8,000	8,000	8,000
5010-70-5000-758000	Dues and Memberships	629	637	1,000	500	500	500
5010-70-5000-785000	Pre-employment Testing	205	570	500	500	500	500
5010-70-5000-786500	Bank Card Fees	95,245	97,964	110,000	110,000	110,000	110,000
5010-70-5000-790000	Miscellaneous	342	0	1,000	10,000	10,000	10,000
Total Materials and Services		1,253,020	1,606,773	1,918,850	2,020,365	2,020,365	2,020,365
5010-70-8000-810000	Buildings and Improvements	31,571	163,965	0	0	0	0
5010-70-8000-820000	Furniture and Equipment	0	34,499	0	37,000	37,000	37,000
5010-70-8000-820099	Furniture and Equipment Noninv	14,113	8,195	0	0	0	0
5010-70-8000-830000	Vehicles and Heavy Equipment	0	22,307	55,000	30,000	30,000	30,000
5010-70-8000-880000	Work in Progress	9,982	1,111,174	20,000	0	0	0
Total Capital Outlay		55,666	1,340,140	75,000	67,000	67,000	67,000

Douglas County, Oregon
 Salmon Harbor Fund

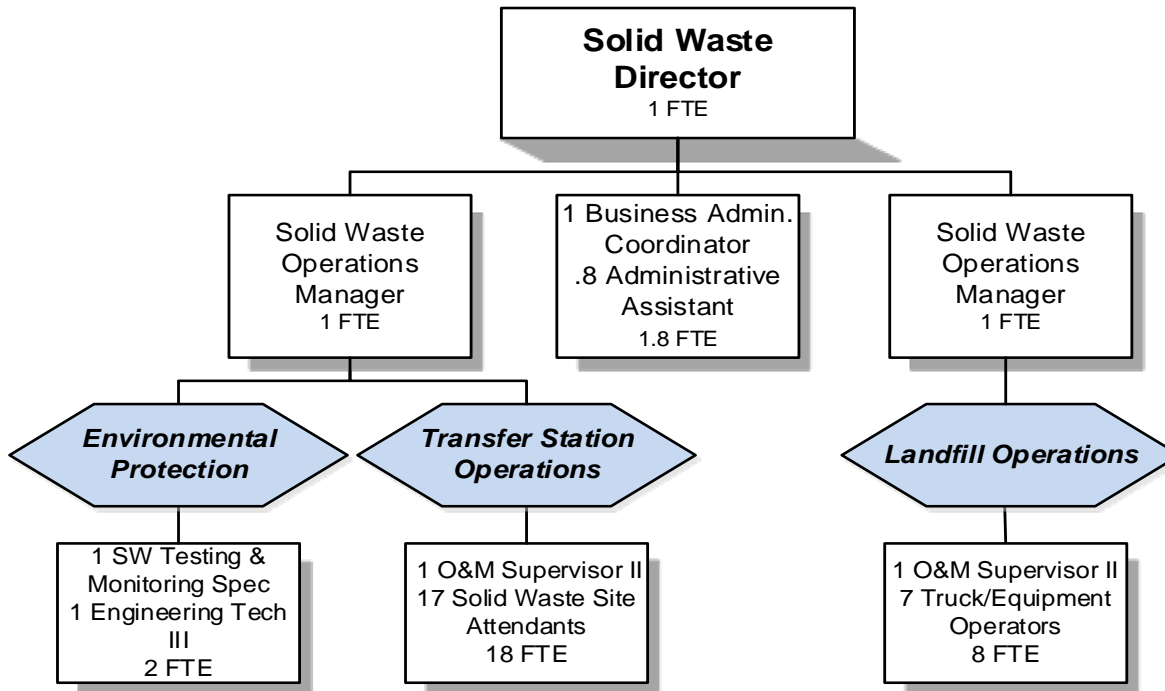
Fund Detail

		Actual	Actual	Revised	Proposed	Approved	Adopted
		FY 20-21	FY 21-22	Budget	FY 23-24	FY 23-24	FY 23-24
				FY 22-23			
5010-70-9500-950100	Transfers To General Fund	180,000	204,000	182,000	226,000	226,000	226,000
Total Expenditures		2,621,488	4,371,916	3,615,142	3,930,914	3,930,914	3,930,914

Douglas County, Oregon
 Salmon Harbor Fund

PERSONNEL SERVICES					
	Actual	Actual	Revised	Budget	
	FTE	FTE	Budget	FY 23-24	
	FY 20-21	FY 21-22	FTE	FTE	Amount
Harbor Manager	1.00	1.00	1.00	1.00	108,431
Complex Operations Manager	1.00	1.00	1.00	1.00	78,104
Building Maintenance Tech 2	1.00	1.00	1.00	1.00	55,016
Building Maintenance Tech 1	2.00	2.00	2.00	2.00	91,307
Event Development Coordinator	0.80	0.80			
Coastal Event Coordinator				1.00	69,534
Marine Fuel Site Attendant	1.00	1.00	1.00	1.00	39,614
Marine Operations Tech			1.00	1.00	42,411
Park Coordinator			1.00	1.00	45,146
Park Maintenance Tech 3	1.00	1.00	1.00	1.00	55,016
Executive Admin Asst	1.00				
Division Business Manager			0.80	0.80	48,776
Business Administrative Coordinator		1.00	1.00	1.00	50,821
Administrative Assistant	1.00	1.00			
Accounting Clerk 2	1.00	1.00			
Accounting Clerk 1	2.00	2.00	2.00	2.00	70,377
Total Regular	<u>12.80</u>	<u>12.80</u>	<u>12.80</u>	<u>13.80</u>	<u>754,553</u>
Temporary					130,000
Overtime					6,000
PERS		42.99%, 50.42%			398,757
Social Security		7.65%			68,127
Paid Family & Med Leave Ins		0.40%			3,562
Worker's Compensation		2.15%			19,147
Unemployment		0.40%			3,562
Medical & Dental Insurance		Varied			233,841
Total Personnel Services					<u>1,617,549</u>

SOLID WASTE FUND



Douglas County, Oregon
Solid Waste Fund (5400)
Summary

Summary

	Actual FY 19-20	Actual FY 20-21	Actual FY 21-22	Revised Budget FY 22-23	Proposed FY 23-24	Approved FY 23-24	Adopted FY 23-24
<u>RESOURCES</u>							
Beginning Fund Balance	8,544,757	10,477,235	14,682,424	16,500,000	16,000,000	16,000,000	16,000,000
Revenues:							
Solid Waste Fees	7,755,012	10,073,843	10,364,647	10,568,500	9,799,500	9,799,500	9,799,500
Intergovernmental Revenue	10,507	4,222	66,522	40,000	40,000	40,000	40,000
Interest	201,104	121,061	99,636	100,000	100,000	100,000	100,000
All Other Revenues	598,594	578,538	522,115	563,000	474,000	474,000	474,000
Total Revenues	8,565,217	10,777,664	11,052,920	11,271,500	10,413,500	10,413,500	10,413,500
TOTAL RESOURCES	17,109,974	21,254,899	25,735,344	27,771,500	26,413,500	26,413,500	26,413,500
<u>REQUIREMENTS</u>							
Personnel Services	2,676,122	2,625,782	2,480,041	2,701,309	3,206,154	3,206,154	3,206,154
Materials and Services	3,018,670	2,665,809	2,818,673	4,675,697	5,035,817	5,035,817	5,035,817
Capital Outlay	409,510	643,844	1,477,827	5,605,000	4,160,000	4,160,000	4,160,000
Operating Contingency					300,000	300,000	300,000
Total	6,104,302	5,935,435	6,776,541	12,982,006	12,701,971	12,701,971	12,701,971
Transfers Out for Service Reimbursement to:							
General Fund	350,000	480,000	631,000	567,000	575,000	575,000	575,000
Public Safety Fund	178,437	157,040	167,086	177,623	193,225	193,225	193,225
Total Expenditures	6,632,739	6,572,475	7,574,627	13,726,629	13,470,196	13,470,196	13,470,196
Ending Fund Balance*	10,477,235	14,682,424	18,160,717	14,044,871	12,943,304	12,943,304	12,943,304
TOTAL REQUIREMENTS	17,109,974	21,254,899	25,735,344	27,771,500	26,413,500	26,413,500	26,413,500
Change in Fund Balance	1,932,478	4,205,189	3,478,293	(2,455,129)	(3,056,696)	(3,056,696)	(3,056,696)
Staffing FTE	33.25	33.25	33.25	33.05	32.80	32.80	32.80
Capital outlay detail on page 233							
*Portion of Ending Fund Balance in reserve for Landfill Closure/Post Closure Costs	2,800,928	4,024,301	5,249,632	5,882,540	7,902,000	7,902,000	7,902,000
Annual amount added to reserve for Landfill Closure/Post Closure Costs	546,044	1,223,373	1,225,331	1,000,000	1,400,000	1,400,000	1,400,000

Douglas County, Oregon
Solid Waste Fund

Department Detail

		Actual FY 20-21	Actual FY 21-22	Revised Budget FY 22-23	Proposed FY 23-24	Approved FY 23-24	Adopted FY 23-24
5400-70-3000-203000	SW Franchise Fees	0	397,409	320,000	320,000	320,000	320,000
5400-70-3000-245000	Solid Waste Fees	23,796	25,736	20,000	20,000	20,000	20,000
5400-70-3000-245001	SW Refuse Fees	7,564,615	8,214,837	9,000,000	8,200,000	8,200,000	8,200,000
5400-70-3000-245003	SW Asbestos Disposal Fees	1,518,151	376,108	40,000	5,000	5,000	5,000
5400-70-3000-245004	SW Petro Contamination Fees	4,866	16,923	30,000	20,000	20,000	20,000
5400-70-3000-245005	SW Infect Med Waste Disposal	807	1,032	500	1,500	1,500	1,500
5400-70-3000-245006	SW Waste Tire Disposal Fees	9,801	10,564	10,000	8,000	8,000	8,000
5400-70-3000-245007	SW Out of County Waste Fees	0	87	0	0	0	0
5400-70-3000-245009	SW Soil Disposal Fees	41,139	36,568	42,000	24,000	24,000	24,000
5400-70-3000-245010	SW Appliance Disposal Fees	20,160	20,101	20,000	20,000	20,000	20,000
5400-70-3000-245011	SW Battery Disposal Fees	9,710	9,640	9,000	9,000	9,000	9,000
5400-70-3000-245013	SW Construction & Demo Waste	745,992	963,246	750,000	900,000	900,000	900,000
5400-70-3000-245014	SW Mattress Disposal Fees	119,813	141,661	90,000	110,000	110,000	110,000
5400-70-3000-245015	SW Animal Byproducts Fees	12,458	7,817	12,000	10,000	10,000	10,000
5400-70-3000-245020	SW Export Fees	2,535	142,918	225,000	150,000	150,000	150,000
5400-70-3000-245030	SW Permit Fees	0	0	0	2,000	2,000	2,000
5400-70-3000-245050	SW Recycled Metal Sales	146,724	120,266	140,000	115,000	115,000	115,000
5400-70-3000-245051	SW Yard Mulch/Wood Waste Sales	334,585	348,587	350,000	300,000	300,000	300,000
5400-70-3000-245053	SW Recycled Cardboard Sales	0	14,244	18,000	6,000	6,000	6,000
5400-70-3000-245065	SW LFG Sales	43,153	22,450	40,000	45,000	45,000	45,000
5400-70-3000-303000	Restitution	0	1,566	0	0	0	0
5400-70-3000-319013	Fed-US Forest Service	0	40,096	40,000	40,000	40,000	40,000
5400-70-3000-326100	St/Fed DAS COVID19 CARES	4,222	0	0	0	0	0
5400-70-3000-339000	State Other Assistance	0	26,426	0	0	0	0
5400-70-3000-380000	Interest General Investments	96,190	74,847	100,000	100,000	100,000	100,000
5400-70-3000-380010	C-PC Investment Interest	24,871	24,789	0	0	0	0
5400-70-3000-382003	SW Land/Building Rent/Leases	0	14,788	15,000	8,000	8,000	8,000
5400-70-3000-387080	Sale of Inventory	0	1,427	0	0	0	0
5400-70-3000-387522	Jury/Witness Exp Reimbursemnts	10	0	0	0	0	0
5400-70-3000-387900	Miscellaneous Revenues	1,240	428	0	0	0	0
5400-70-3000-387980	Misc Cash Over/Short	(424)	(1,617)	0	0	0	0
5400-70-3000-387990	Misc Subrogating Claim Recovry	54,619	0	0	0	0	0
5400-70-3000-387995	Misc NSF Checks	(1,369)	(24)	0	0	0	0
Total Revenue		10,777,664	11,052,920	11,271,500	10,413,500	10,413,500	10,413,500

Douglas County, Oregon
Solid Waste Fund

Department Detail

		Actual	Actual	Revised	Proposed	Approved	Adopted
		FY 20-21	FY 21-22	Budget FY 22-23	FY 23-24	FY 23-24	FY 23-24
5400-70-4000-400000	Regular Employees	1,338,478	1,275,521	1,359,628	1,533,466	1,533,466	1,533,466
5400-70-4000-403000	Temporary Employees	92,258	58,494	80,000	60,000	60,000	60,000
5400-70-4000-405000	Overtime	66,244	78,776	120,000	100,000	100,000	100,000
5400-70-4000-450000	PERS	477,506	483,413	496,423	751,654	751,654	751,654
5400-70-4000-451000	Social Security	110,241	106,030	129,257	129,550	129,550	129,550
5400-70-4000-451500	Paid Family & Med Leave Ins	0	0	3,379	6,774	6,774	6,774
5400-70-4000-452000	Worker's Compensation	44,749	28,256	33,793	36,410	36,410	36,410
5400-70-4000-453000	Unemployment	9,031	12,715	15,207	11,854	11,854	11,854
5400-70-4000-454000	Medical and Dental Insurance	487,275	436,836	463,622	576,446	576,446	576,446
Total Personnel Services		2,625,782	2,480,041	2,701,309	3,206,154	3,206,154	3,206,154
5400-70-5000-509900	Other Professional Services	7,583	36,270	50,000	65,000	65,000	65,000
5400-70-5000-519900	Other Technical Services	1,425,038	1,310,916	900,000	925,000	925,000	925,000
5400-70-5000-519902	RE Landfill Closure Tech Svcs	584	0	20,000	10,000	10,000	10,000
5400-70-5000-560000	Solid Waste Recycling	9,583	32,500	25,000	5,000	5,000	5,000
5400-70-5000-560001	Export Services	0	31,811	1,050,000	2,000,000	2,000,000	2,000,000
5400-70-5000-560002	Leachate Disposal	0	70,690	100,000	150,000	150,000	150,000
5400-70-5000-560003	Wood Disposal	0	16,941	400,000	250,000	250,000	250,000
5400-70-5000-600001	Road/Bridge Materials Rock	45,319	0	80,000	80,000	80,000	80,000
5400-70-5000-606000	Tools	447	356	0	0	0	0
5400-70-5000-611000	Safety Supplies	17,445	12,368	15,000	15,000	15,000	15,000
5400-70-5000-629500	Equipment-Noninventory	8,706	2,988	40,000	5,000	5,000	5,000
5400-70-5000-629502	Equip-Noninv Computer Rep	0	0	850	850	850	850
5400-70-5000-629900	Other Materials and Supplies	84,897	86,117	150,000	125,000	125,000	125,000
5400-70-5000-629915	Other M&S Landfill	327	0	5,000	5,000	5,000	5,000
5400-70-5000-645000	Equipment/Vehicle Rent	0	0	15,000	5,000	5,000	5,000
5400-70-5000-646000	Software	21,282	338	20,947	13,167	13,167	13,167
5400-70-5000-646002	Software Maintenance	2,976	3,274	0	5,000	5,000	5,000
5400-70-5000-650000	Interdept Vehicle Expense	528,832	747,127	1,100,000	800,000	800,000	800,000
5400-70-5000-651042	Equip/Vehicle Equipment Maint	0	0	100,000	0	0	0
5400-70-5000-655010	B&G Maint Structural M&R	0	0	25,000	20,000	20,000	20,000
5400-70-5000-668001	Communication Telephone	14,250	23,040	18,000	18,000	18,000	18,000
5400-70-5000-668016	Communication Wireless Data	1,317	1,946	20,000	5,000	5,000	5,000
5400-70-5000-668501	Utilities Electric	16,829	15,306	17,000	17,000	17,000	17,000
5400-70-5000-668503	Utilities Water and Sewer	79,704	65,421	80,000	80,000	80,000	80,000

Douglas County, Oregon
Solid Waste Fund

Department Detail

		Actual FY 20-21	Actual FY 21-22	Revised Budget FY 22-23	Proposed FY 23-24	Approved FY 23-24	Adopted FY 23-24
5400-70-5000-671555	Workers' Comp InterdeptCharges	6,099	1,991	0	5,000	5,000	5,000
5400-70-5000-672001	Fire/Liab Interdept Charges	45,000	30,000	33,400	34,300	34,300	34,300
5400-70-5000-673000	Liability Claims	0	368	5,000	5,000	5,000	5,000
5400-70-5000-680000	Laundry and Dry Cleaning	2,958	3,960	3,000	4,000	4,000	4,000
5400-70-5000-685000	License and Permit Fees	233,685	210,813	250,000	230,000	230,000	230,000
5400-70-5000-687000	Laboratory and Testing	20,794	26,696	60,000	50,000	50,000	50,000
5400-70-5000-740000	Office Supplies and Expenses	6,111	2,615	6,000	15,000	15,000	15,000
5400-70-5000-741000	Postage	1,945	1,818	2,000	2,000	2,000	2,000
5400-70-5000-756000	Conventions Schools Seminars	4,114	1,972	10,000	10,000	10,000	10,000
5400-70-5000-780000	Legal Publication and Printing	495	353	1,000	1,000	1,000	1,000
5400-70-5000-785000	Pre-employment Testing	4,347	7,044	3,000	5,000	5,000	5,000
5400-70-5000-786500	Bank Card Fees	74,232	73,604	70,000	75,000	75,000	75,000
5400-70-5000-790000	Miscellaneous	909	30	500	500	500	500
Total Materials and Services		2,665,808	2,818,673	4,675,697	5,035,817	5,035,817	5,035,817
5400-70-8000-800000	Land	0	310,398	0	0	0	0
5400-70-8000-810000	Buildings and Improvements	0	0	160,000	160,000	160,000	160,000
5400-70-8000-810099	Buildings & Improvement Noninv	1,815	0	0	0	0	0
5400-70-8000-820000	Furniture and Equipment	174,744	32,900	12,000	0	0	0
5400-70-8000-820099	Furniture and Equipment Noninv	61,188	1,383	0	0	0	0
5400-70-8000-830000	Vehicles and Heavy Equipment	170,600	586,404	377,000	1,600,000	1,600,000	1,600,000
5400-70-8000-880000	Work in Progress	162,212	462,546	5,056,000	1,650,000	1,650,000	1,650,000
5400-70-8000-890000	Infrastructure	0	0	0	750,000	750,000	750,000
5400-70-8000-890099	Infrastructure Noninventory	73,285	84,196	0	0	0	0
Total Capital Outlay		643,844	1,477,827	5,605,000	4,160,000	4,160,000	4,160,000

Douglas County, Oregon
Solid Waste Fund

Department Detail

		Actual FY 20-21	Actual FY 21-22	Revised Budget FY 22-23	Proposed FY 23-24	Approved FY 23-24	Adopted FY 23-24
5400-70-9500-950100	Transfers To General Fund	480,000	631,000	567,000	575,000	575,000	575,000
5400-70-9500-950220	Transfers To Public Safety	157,040	167,086	177,623	193,225	193,225	193,225
Total Transfers Out		637,040	798,086	744,623	768,225	768,225	768,225
5400-70-9490-949000	Operating Contingency	0	0	0	300,000	300,000	300,000
Total Expenditures		6,572,474	7,574,627	13,726,629	13,470,196	13,170,196	13,170,196

Capital Outlay:

Lab Building Renovation	160,000
New Compactor	1,600,000
Leachate Treatment Plant	1,650,000
Leachate Disposal Line from Landfill to RUSA Manhole	750,000
	<u>4,160,000</u>

Douglas County, Oregon
Solid Waste Fund

PERSONNEL SERVICES					
	Actual	Actual	Revised	Budget	
	FTE	FTE	Budget	FY 23-24	
	FY 20-21	FY 21-22	FTE	FTE	Amount
Public Works Director	0.25	0.25	0.25		
Solid Waste Division Manager	1.00	1.00	1.00		
Solid Waste Director				1.00	119,862
Solid Waste Operations Manager				2.00	157,194
S/W Testing & Monitoring Spec	1.00	1.00	1.00	1.00	49,781
S/W Truck Equipment Operator	7.00	7.00	7.00	7.00	349,203
S/W Site Attendant Lead Worker		1.00	1.00		
Solid Waste Site Attendant	17.00	17.00	17.00	17.00	595,551
O&M Supervisor 2	2.00	2.00	2.00	2.00	124,754
O & M Leadworker 2	2.00	1.00	1.00		
Engineering Technician 3	1.00	1.00	1.00	1.00	53,542
Division Business Coordinator	1.00				
Business Administrative Coordinator		1.00	1.00	1.00	49,650
Accounting Clerk 2	1.00	1.00	0.80		
Administrative Assistant				0.80	33,929
Total Regular	<u>33.25</u>	<u>33.25</u>	<u>33.05</u>	<u>32.80</u>	<u>1,533,466</u>
Temporary					60,000
Overtime					100,000
PERS		42.99%, 50.42%			751,654
Social Security		7.65%			129,550
Paid Family & Med Leave Ins		0.40%			6,774
Worker's Compensation		2.15%			36,410
Unemployment		0.70%			11,854
Medical & Dental Insurance		Varied			<u>576,446</u>
Total Personnel Services					<u><u>3,206,154</u></u>

Douglas County, Oregon
Employee Benefit Trust Fund (6000)
Summary

Summary

	Actual FY 19-20	Actual FY 20-21	Actual FY 21-22	Revised Budget FY 22-23	Proposed FY 23-24	Approved FY 23-24	Adopted FY 23-24
<u>RESOURCES</u>							
Beginning Fund Balance	7,923,523	9,285,103	9,641,272	8,605,000	6,005,000	6,005,000	6,005,000
Revenues:							
Interdepartmental Charges	10,124,349	9,288,151	8,990,645	10,374,549	10,986,500	10,986,500	10,986,500
Interest	215,167	122,877	65,973	70,000	60,000	60,000	60,000
Other Revenues	731,720	728,343	705,654	720,000	720,000	720,000	720,000
Total Revenues	11,071,236	10,139,371	9,762,272	11,164,549	11,766,500	11,766,500	11,766,500
TOTAL RESOURCES	18,994,759	19,424,474	19,403,544	19,769,549	17,771,500	17,771,500	17,771,500
<u>REQUIREMENTS</u>							
Personnel Services	42,202	53,873	160,296	61,021	66,315	66,315	66,315
Materials and Services	9,667,454	9,729,329	10,003,004	13,875,000	13,850,900	13,850,900	13,850,900
Total Expenditures	9,709,656	9,783,202	10,163,300	13,936,021	13,917,215	13,917,215	13,917,215
Ending Fund Balance	9,285,103	9,641,272	9,240,244	5,833,528	3,854,285	3,854,285	3,854,285
TOTAL REQUIREMENTS	18,994,759	19,424,474	19,403,544	19,769,549	17,771,500	17,771,500	17,771,500
Change in Fund Balance	1,361,580	356,169	(401,028)	(2,771,472)	(2,150,715)	(2,150,715)	(2,150,715)
Staffing FTE	0.50	0.25	0.25	0.25	0.25	0.25	0.25

Douglas County, Oregon
Employee Benefit Trust Fund

Fund Detail

		Actual FY 20-21	Actual FY 21-22	Revised Budget FY 22-23	Proposed FY 23-24	Approved FY 23-24	Adopted FY 23-24
6000-80-3000-289000	Interdept Charges for Services	9,230,452	8,927,785	10,299,549	10,911,500	10,911,500	10,911,500
6000-80-3000-289001	Intdept Chrgs Workers Comp Clm	38,312	35,182	45,000	45,000	45,000	45,000
6000-80-3000-289002	Intdept Chrgs Liability Claims	19,387	27,678	30,000	30,000	30,000	30,000
6000-80-3000-303000	Restitution	74	165	0	0	0	0
6000-80-3000-303002	Restitution - Worker's Comp	4,682	397	0	0	0	0
6000-80-3000-380000	Interest General Investments	122,877	65,973	70,000	60,000	60,000	60,000
6000-80-3000-387570	Employee Health Ins Contribtns	721,099	703,124	720,000	720,000	720,000	720,000
6000-80-3000-387900	Miscellaneous Revenues	2,488	1,688	0	0	0	0
6000-80-3000-387990	Misc Subrogating Claim Recovry	0	280	0	0	0	0
Total Revenue		10,139,371	9,762,272	11,164,549	11,766,500	11,766,500	11,766,500
6000-80-4000-400000	Regular Employees	31,908	32,546	34,685	37,529	37,529	37,529
6000-80-4000-403000	Temporary Employees	0	68,362	500	500	500	500
6000-80-4000-450000	PERS	14,120	46,052	17,268	18,922	18,922	18,922
6000-80-4000-451000	Social Security	2,245	7,531	2,692	2,909	2,909	2,909
6000-80-4000-451500	Paid Family & Med Leave Ins	0	0	70	152	152	152
6000-80-4000-452000	Worker's Compensation	159	114	123	190	190	190
6000-80-4000-453000	Unemployment	95	98	106	38	38	38
6000-80-4000-454000	Medical and Dental Insurance	5,346	5,593	5,577	6,075	6,075	6,075
Total Personnel Services		53,873	160,296	61,021	66,315	66,315	66,315
6000-80-5000-500000	Legal Services	141,475	170,230	600,000	600,000	600,000	600,000
6000-80-5000-509900	Other Professional Services	44,166	56,249	100,000	100,000	100,000	100,000
6000-80-5000-559000	Safety Program	0	282	15,000	15,000	15,000	15,000
6000-80-5000-629900	Other Materials and Supplies	0	0	5,000	5,000	5,000	5,000
6000-80-5000-671001	Health/Life Ins Health Ins	8,230,612	8,204,564	9,490,000	9,820,900	9,820,900	9,820,900
6000-80-5000-671002	Health/Life Ins Hlth Ins Admin	4,356	4,972	10,000	10,000	10,000	10,000
6000-80-5000-671003	Health/Life Life Ins Premiums	11,154	10,130	20,000	20,000	20,000	20,000
6000-80-5000-671005	Health/Life Ins Health Ins HRA	215,136	213,840	260,000	260,000	260,000	260,000
6000-80-5000-671007	Health/Life Long-Term Disb Ins	133,381	109,114	160,000	160,000	160,000	160,000
6000-80-5000-671501	Workers' Compensation Claims	256,891	261,306	700,000	700,000	700,000	700,000
6000-80-5000-671502	Workers' Compensation Admin	70,208	77,782	75,000	75,000	75,000	75,000
6000-80-5000-671504	Work Comp Stop Loss Premium	49,353	62,249	65,000	100,000	100,000	100,000
6000-80-5000-671505	Work Comp W/C Employer Assmt	10,533	10,450	35,000	15,000	15,000	15,000
6000-80-5000-672000	Fire/Liability Insurance	222,555	342,974	350,000	580,000	580,000	580,000

Douglas County, Oregon
Employee Benefit Trust Fund

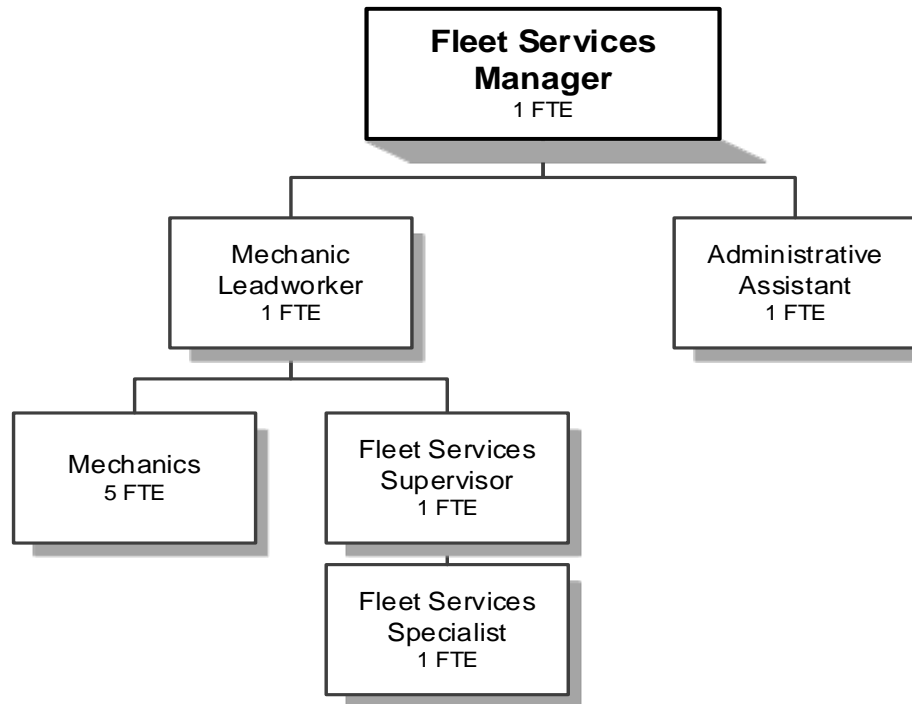
Fund Detail

		Actual	Actual	Revised	Proposed	Approved	Adopted
		FY 20-21	FY 21-22	Budget	FY 23-24	FY 23-24	FY 23-24
				FY 22-23			
6000-80-5000-672004	Fire/Liability Excess Liab Ins	146,760	190,298	240,000	140,000	140,000	140,000
6000-80-5000-673000	Liability Claims	28,335	308,347	1,000,000	1,000,000	1,000,000	1,000,000
6000-80-5000-673500	Unemployment Claims	159,878	(20,323)	750,000	250,000	250,000	250,000
6000-80-5000-7900xx	Miscellaneous	4,536	540	0	0	0	0
Total Materials and Services		9,729,329	10,003,004	13,875,000	13,850,900	13,850,900	13,850,900
Total Expenditures		9,783,202	10,163,300	13,936,021	13,917,215	13,917,215	13,917,215

Douglas County, Oregon
Employee Benefit Trust Fund

PERSONNEL SERVICES						
		Actual	Actual	Revised	Budget	
		FTE	FTE	Budget	FY 23-24	
		FY 20-21	FY 21-22	FY 22-23	FTE	Amount
Human Resources Director		<u>0.25</u>	<u>0.25</u>	<u>0.25</u>	<u>0.25</u>	<u>37,529</u>
Total Regular		<u>0.25</u>	<u>0.25</u>	<u>0.25</u>	<u>0.25</u>	<u>37,529</u>
Temporary						500
PERS	42.99%, 50.42%					18,922
Social Security	7.65%					2,909
Paid Family & Med Leave Ins	0.40%					152
Worker's Compensation	0.50%					190
Unemployment	0.10%					38
Medical & Dental Insurance	Varied					<u>6,075</u>
Total Personnel Services						<u><u>66,315</u></u>

FLEET MANAGEMENT FUND



Douglas County, Oregon
Fleet Management Fund (6200)
Summary

Summary

	Actual FY 19-20	Actual FY 20-21	Actual FY 21-22	Revised Budget FY 22-23	Proposed FY 23-24	Approved FY 23-24	Adopted FY 23-24
<u>RESOURCES</u>							
Beginning Fund Balance	1,332,636	1,337,026	1,408,938	1,420,100	1,400,000	1,400,000	1,400,000
Revenues:							
Interdepartmental Charges	2,794,327	3,075,474	3,770,412	4,670,000	4,833,000	4,833,000	4,833,000
Other Sales and Services	39,110	54,530	31,060	16,000	11,000	11,000	11,000
Interest	25,521	13,268	8,217	10,000	10,000	10,000	10,000
Transfer In: Government Relief Fund				490,000			
General Fund					250,000	250,000	250,000
Total Revenue	2,858,958	3,143,272	3,809,689	5,186,000	5,104,000	5,104,000	5,104,000
TOTAL RESOURCES	4,191,594	4,480,298	5,218,627	6,606,100	6,504,000	6,504,000	6,504,000
<u>REQUIREMENTS</u>							
Personnel Services	709,489	732,450	815,656	953,150	1,096,317	1,096,317	1,096,317
Materials and Services	1,584,705	1,526,507	2,257,298	3,278,141	3,474,750	3,474,750	3,474,750
Capital Outlay	560,374	812,403	242,310	1,051,100	736,500	736,500	736,500
Operating Contingency				200,000	200,000	200,000	200,000
Total Expenditures	2,854,568	3,071,360	3,315,264	5,482,391	5,507,567	5,507,567	5,507,567
Ending Fund Balance	1,337,026	1,408,938	1,903,363	1,123,709	996,433	996,433	996,433
TOTAL REQUIREMENTS	4,191,594	4,480,298	5,218,627	6,606,100	6,504,000	6,504,000	6,504,000
Change in Fund Balance	4,390	71,912	494,425	(296,391)	(403,567)	(403,567)	(403,567)
Staffing FTE	9.00	9.00	9.00	9.00	10.00	10.00	10.00

Capital Outlay:

7 Patrol Vehicles for Sheriff	297,500
Upfitting for 7 Sheriff Patrol Vehicles	105,000
Marine Patrol Truck and Upfitting for Sheriff	57,000
Animal Control Patrol Truck and Upfitting	57,000
3 Trucks for Parks Department	180,000
1 Van for Building Facilities	40,000
	736,500

Douglas County, Oregon
Fleet Management Fund

Fund Detail

		Actual FY 20-21	Actual FY 21-22	Revised Budget FY 22-23	Proposed FY 23-24	Approved FY 23-24	Adopted FY 23-24
6200-80-3000-240000	Outside Sales & Services	16,539	1,083	10,000	5,000	5,000	5,000
6200-80-3000-289010	Intdept Chrgs Fleet Veh/Equip	53,540	57,240	55,000	60,000	60,000	60,000
6200-80-3000-289011	Intdept Chrgs Fleet Motor Pool	1,369	4,972	6,000	3,000	3,000	3,000
6200-80-3000-289012	Intdept Chrgs Fleet Matis&Svcs	1,412,693	1,608,800	1,900,000	1,900,000	1,900,000	1,900,000
6200-80-3000-289013	Intdept Chrgs Fleet Fuel Sales	752,504	1,307,405	1,950,000	1,900,000	1,900,000	1,900,000
6200-80-3000-289020	Intdept Chrgs Fleet Replacemnt	855,368	791,995	759,000	970,000	970,000	970,000
6200-80-3000-303000	Restitution	0	57	0	0	0	0
6200-80-3000-326100	St/Fed DAS COVID19 CARES	236	0	0	0	0	0
6200-80-3000-380000	Interest General Investments	13,268	8,217	10,000	10,000	10,000	10,000
6200-80-3000-387080	Sale of Inventory	37,226	28,870	5,000	5,000	5,000	5,000
6200-80-3000-387085	Sale of Surplus (noninv)	0	335	0	0	0	0
6200-80-3000-387900	Miscellaneous Revenues	529	715	1,000	1,000	1,000	1,000
6200-80-3000-390218	Transfers From Gov Relief Fund	0	0	490,000	0	0	0
6200-80-3000-390100	Transfers From General Fund	0	0	0	250,000	250,000	250,000
Total Revenue		3,143,272	3,809,689	5,186,000	5,104,000	5,104,000	5,104,000
6200-80-4000-400000	Regular Employees	410,550	458,345	485,942	557,333	557,333	557,333
6200-80-4000-403000	Temporary Employees	10,562	0	25,000	10,000	10,000	10,000
6200-80-4000-405000	Overtime	2,583	3,506	20,000	35,000	35,000	35,000
6200-80-4000-450000	PERS	138,359	170,762	224,626	262,287	262,287	262,287
6200-80-4000-451000	Social Security	31,183	34,174	40,617	46,078	46,078	46,078
6200-80-4000-451500	Paid Family & Med Leave Ins	0	0	1,062	2,409	2,409	2,409
6200-80-4000-452000	Worker's Compensation	2,111	1,617	1,858	3,012	3,012	3,012
6200-80-4000-453000	Unemployment	2,542	2,771	3,186	2,409	2,409	2,409
6200-80-4000-454000	Medical and Dental Insurance	134,560	144,481	150,859	177,789	177,789	177,789
Total Personnel Services		732,450	815,656	953,150	1,096,317	1,096,317	1,096,317
6200-80-5000-503000	Physician Services	425	700	1,000	0	0	0
6200-80-5000-509900	Other Professional Services	52	988	1,250	1,250	1,250	1,250
6200-80-5000-519000	Equipment Technician Services	83,263	142,058	150,000	200,000	200,000	200,000
6200-80-5000-519900	Other Technical Services	3,573	585	1,000	250,000	250,000	250,000
6200-80-5000-606000	Tools	2,975	2,701	15,000	15,000	15,000	15,000
6200-80-5000-606501	Fuel and Oil Gas	449,385	740,457	860,000	850,000	850,000	850,000
6200-80-5000-606502	Fuel and Oil Diesel	248,849	528,493	950,000	900,000	900,000	900,000
6200-80-5000-606550	Fuel and Oil Lubricants & Oil	8,304	21,654	20,000	35,000	35,000	35,000
6200-80-5000-606560	Fuel and Oil EPA Req'd Disposal	0	303	5,000	5,000	5,000	5,000
6200-80-5000-607500	Parts & Replacements	36,346	16,039	100,000	25,000	25,000	25,000
6200-80-5000-611000	Safety Supplies	1,071	2,640	2,500	3,000	3,000	3,000
6200-80-5000-629500	Equipment-Noninventory	3,960	0	12,000	0	0	0

Douglas County, Oregon
Fleet Management Fund

Fund Detail

	Actual FY 20-21	Actual FY 21-22	Revised Budget FY 22-23	Proposed FY 23-24	Approved FY 23-24	Adopted FY 23-24	
6200-80-5000-629502	Equipment-Noninv Computer Repl	0	1,150	3,549	2,000	2,000	2,000
6200-80-5000-629900	Other Materials and Supplies	4,729	531	5,000	5,000	5,000	5,000
6200-80-5000-646000	Software	165	14,372	2,892	3,600	3,600	3,600
6200-80-5000-646002	Software Maintenance	15,438	16,463	25,000	30,000	30,000	30,000
6200-80-5000-651020	Equip/Vehicle M&R Tires	55,136	133,982	265,000	185,000	185,000	185,000
6200-80-5000-651021	Equip/Vehicle M&R Vehicle Part	510,583	532,241	730,000	825,000	825,000	825,000
6200-80-5000-651033	Equip/Vehicle Fuel System Repr	5,952	16,994	15,000	25,000	25,000	25,000
6200-80-5000-655000	Building and Grounds Maint	21,882	21,755	5,000	5,000	5,000	5,000
6200-80-5000-655010	B&G Maint Structural M&R	32	1,614	25,000	30,000	30,000	30,000
6200-80-5000-668001	Communication Telephone	2,656	3,100	3,000	3,000	3,000	3,000
6200-80-5000-668003	Communication Remote Comm	1,586	1,576	2,000	2,000	2,000	2,000
6200-80-5000-668010	Communication Internet	895	1,048	2,500	2,500	2,500	2,500
6200-80-5000-668500	Utilities	3,725	4,692	5,000	5,000	5,000	5,000
6200-80-5000-668501	Utilities Electric	29,739	27,399	40,000	30,000	30,000	30,000
6200-80-5000-668503	Utilities Water and Sewer	2,468	2,826	6,000	4,000	4,000	4,000
6200-80-5000-671555	Workers' Comp InterdeptCharges	69	0	0	0	0	0
6200-80-5000-672001	Fire/Liab Interdept Charges	3,000	2,500	2,500	3,900	3,900	3,900
6200-80-5000-680000	Laundry and Dry Cleaning	4,918	7,065	6,000	8,000	8,000	8,000
6200-80-5000-685000	License and Permit Fees	7,145	4,960	2,500	6,000	6,000	6,000
6200-80-5000-685090	License & Permit Fleet Veh Lic	493	4,694	5,000	5,000	5,000	5,000
6200-80-5000-735000	Printing	574	0	200	200	200	200
6200-80-5000-740000	Office Supplies and Expenses	1,818	851	2,500	3,500	3,500	3,500
6200-80-5000-741000	Postage	206	367	250	300	300	300
6200-80-5000-756000	Conventions Schools Seminars	14,415	0	5,000	5,000	5,000	5,000
6200-80-5000-780000	Legal Publication and Printing	0	0	1,000	1,000	1,000	1,000
6200-80-5000-785000	Pre-employment Testing	680	500	500	500	500	500
Total Materials and Services		1,526,507	2,257,298	3,278,141	3,474,750	3,474,750	3,474,750
6200-80-8000-820000	Furniture and Equipment	0	0	90,000	0	0	0
6200-80-8000-820099	Furniture and Equipment Noninv	0	1,087	0	0	0	0
6200-80-8000-830000	Vehicles and Heavy Equipment	812,403	115,453	961,100	736,500	736,500	736,500
6200-80-8000-880000	Work in Progress	0	125,770	0	0	0	0
Total Capital Outlay		812,403	242,310	1,051,100	736,500	736,500	736,500
6200-80-9490-949000	Operating Contingency	0	0	200,000	200,000	200,000	200,000
Total Expenditures		3,071,360	3,315,264	5,482,391	5,507,567	5,507,567	5,507,567

Douglas County, Oregon
Fleet Management Fund

PERSONNEL SERVICES					
	Actual	Actual	Revised	Budget	
	FTE	FTE	Budget	FY 23-24	
	FY 20-21	FY 21-22	FTE	FTE	Amount
Fleet Services Manager	1.00	1.00	1.00	1.00	104,798
Fleet Services Supervisor				1.00	62,643
Mechanic Leadworker	1.00	1.00	1.00	1.00	55,182
Mechanic	4.00	4.00	4.00	5.00	250,129
Fleet Svcs Purchasing Coordinator	1.00	1.00	1.00		
Fleet Services Specialist	1.00	1.00	1.00	1.00	41,268
Administrative Assistant	1.00	1.00	1.00	1.00	43,313
Total Regular	<u>9.00</u>	<u>9.00</u>	<u>9.00</u>	<u>10.00</u>	<u>557,333</u>
Temporary					10,000
Overtime					35,000
PERS		42.99%, 50.42%			262,287
Social Security		7.65%			46,078
Paid Family & Med Leave Ins		0.40%			2,409
Worker's Compensation		0.50%			3,012
Unemployment		0.40%			2,409
Medical & Dental Insurance		Varied			<u>177,789</u>
Total Personnel Services					<u><u>1,096,317</u></u>

Douglas County, Oregon
 Salmon Habitat Improvement Fund

Fund Detail

	Actual FY 20-21	Actual FY 21-22	Revised Budget FY 22-23	Proposed FY 23-24	Approved FY 23-24	Adopted FY 23-24
2130-05-3000-380000 Interest General Investments	106	0	0	0	0	0
Total Revenue	106	0	0	0	0	0
2130-05-9500-950100 Transfers To General Fund	11,419	0				
Total Other Requirements	11,419	0	0	0	0	0
Total Expenditures	11,419	0	0	0	0	0

HISTORY ONLY

**Douglas County Compensation Plan
Fiscal Year 2023-2024**

Job Code	Description	Minimum Annual Pay Rate	Maximum Annual Pay Rate
2230	911 Communications Manager	\$73,923	\$101,109
1290	Accountant	71,885	98,571
1210	Accounting Clerk 1	31,720	43,451
1230	Accounting Clerk 2	35,651	48,963
1250	Accounting Technician 1	40,123	55,016
1270	Accounting Technician 2	50,586	69,534
1912	Admin Assistant (JUV)	37,086	52,936
1910	Administrative Assistant	42,411	58,344
1909	Administrative Assistant (Juv)	37,086	52,936
2610	Animal Control Deputy	57,117	72,758
4535	Assessment Database Technician	42,411	58,344
4520	Assessment Technician 1	35,651	48,963
4525	Assessment Technician 2	40,123	55,016
9010	Assessor	94,557	94,557
2348	Assist Emergency Manager	67,683	92,976
3160	Assistant Building Official	71,885	98,571
1830	Assistant County Counsel	85,738	117,562
2940	Asst Juv Dept Director	80,704	110,885
1360	Auditor	63,835	87,672
8170	Bldg Facilities and Park Direc	85,738	117,562
6690	Bldg Facilities Project Coord	60,362	82,742
6680	Bldg Maintenance Supervisor	56,950	78,104
1980	Board Assistant	53,664	73,736
1982	Board Assistant Supervisor	45,032	61,797
5480	Body & Paint Worker	43,368	55,286
5140	Bridge Carpenter	40,290	51,355
4110	Bridge Engineer	80,704	110,885
5150	Bridge Equipment Operator	42,245	53,976
5160	Bridge Welder	43,368	55,286
5170	Bridge/Special Projects Mgr	56,950	78,104
8190	Building Facilities Director	85,675	122,450
3140	Building Inspection Supervisor	76,086	104,520
3110	Building Inspector	60,362	82,742
6640	Building Maintenance Tech 1	35,651	48,963
6650	Building Maintenance Tech 2	40,123	55,016
6660	Building Maintenance Tech 3	45,032	61,797
6670	Building Maintenance Tech 4	47,694	65,582
8080	Building Official	85,675	122,450
3105	Building Permit Technician	45,032	61,797

**Douglas County Compensation Plan
Fiscal Year 2023-2024**

Job Code	Description	Minimum Annual Pay Rate	Maximum Annual Pay Rate
1925	Business Administrative Coord	47,694	65,582
1930	Business Systems Analyst	47,694	65,582
4390	Cartographic Supervisor	56,950	78,104
4370	Cartographic/GIS Technician 1	42,411	58,344
4380	Cartographic/GIS Technician 2	45,032	61,797
4580	Chf Dep Assessor/Chf Appraiser	67,683	92,976
1790	Chief Deputy District Attorney	122,283	167,877
2170	Chief Deputy Medical Examiner	67,496	86,008
2050	Chief Deputy/Director of Elect	56,950	78,104
8010	Chief Financial Officer	122,179	174,512
6050	Coastal Event Coordinator	50,586	69,534
9020	Commissioner	109,928	109,928
2650	Communication Supvsr-Basic	57,574	81,973
2648	Communications Officer-Adv	52,458	66,851
2640	Communications Officer-Basic	52,458	66,851
2644	Communications Officer-Inter	52,458	66,851
2658	Communications Supervisor-Adv	57,574	81,973
2654	Communications Supervisor-Int	57,574	81,973
2355	Community Recovery Coord	40,123	55,016
6685	Complex Operations Manager	56,950	78,104
2150	Corporal	67,496	86,008
2158	Corporal - Advanced	67,496	86,008
2154	Corporal - Intermediate	67,496	86,008
2310	Corrections Clerk	44,054	56,306
2515	Corrections Corporal - Basic	66,227	84,427
2517	Corrections Cpl - Advanced	66,227	84,427
2516	Corrections Cpl - Intermediate	66,227	84,427
2528	Corrections Deputy-Advanced	59,904	76,482
2520	Corrections Deputy-Basic	59,904	76,482
2524	Corrections Deputy-Intermediat	59,904	76,482
2512	Corrections Lieutenant	96,949	132,662
2514	Corrections Sergeant	86,299	118,082
9030	County Clerk	85,966	85,966
8030	County Counsel	122,179	174,512
2350	County Emergency Manager	64,501	91,728
2120	Court Security	49,691	65,790
5120	Culvert Flusher	42,245	53,976
6610	Custodian	27,726	36,608
6620	Custodian Leadworker	28,246	38,709

**Douglas County Compensation Plan
Fiscal Year 2023-2024**

Job Code	Description	Minimum Annual Pay Rate	Maximum Annual Pay Rate
6630	Custodian Supervisor	37,814	51,896
1070	Department Assistant	27,726	36,608
1720	Deputy District Attorney 1	72,238	95,410
1740	Deputy District Attorney 2	83,574	110,302
1760	Deputy District Attorney 3	98,509	130,104
1780	Deputy District Attorney 4	108,701	149,240
1355	Deputy Financial Officer	90,917	124,904
1310	Deputy Treasurer	56,950	78,104
2168	Detective - Advanced	67,496	86,008
2164	Detective - Intermediate	67,496	86,008
2160	Detectives	67,496	86,008
2750	Detention Shelter Counselor 1	48,152	68,806
2752	Detention Shelter Counselor 1	48,152	68,806
2760	Detention Shelter Counselor 2	51,106	72,925
2762	Detention Shelter Counselor 2	51,106	72,925
2770	Detention Shelter Counselor 3	54,954	78,562
2772	Detention Shelter Counselor 3	54,954	78,562
7015	Dining Site Food Service Wkr	27,726	36,608
2370	DINT Investigation Spt Spec	52,499	72,155
2360	DINT Property Manager	35,651	48,963
9040	District Attorney	44,096	44,096
1935	Division Business Coordinator	50,586	69,534
2875	Division Business Coordinator	50,586	69,534
1920	Division Business Manager	56,950	78,104
3150	Electrical Inspector	60,362	82,742
2345	EMERGENCY PREPAREDNESS COORDIN	67,683	92,976
4120	Eng & Const Division Engineer	92,664	127,296
4065	Eng Contract Administrator	63,835	87,672
4060	Engineering Systems Specialist	71,885	98,571
4030	Engineering Technician 1	37,814	51,896
4040	Engineering Technician 2	47,694	65,582
4050	Engineering Technician 3	53,664	73,736
7530	Environ Health Specialist 1	50,586	69,534
7540	Environ Health Specialist 2	56,950	78,104
7542	Environmental Health Prog Supv	56,950	78,104
3730	Environmental Inspection Spec	50,586	69,534
1550	ER Comm. & Commnty Engmnt Spec	63,835	87,672
6454	Event & Exhibit Coordinator	37,814	51,896
6455	Event Development Coordinator	45,032	61,797

**Douglas County Compensation Plan
Fiscal Year 2023-2024**

Job Code	Description	Minimum Annual Pay Rate	Maximum Annual Pay Rate
6450	Fair Food and Beverage Manager	42,411	58,344
6440	Fair Maintenance Technician	35,651	48,963
6430	Fair Maintenance Worker	29,931	41,018
6445	Fair Operations Assistant	29,931	41,018
6460	Fair Operations Manager	56,950	78,104
8270	Fairgrounds Complex Director	85,675	122,450
6475	Fairgrounds Complex Lead Tech	40,123	55,016
1350	Finance Services Manager	80,704	110,885
1320	Financial Analyst	63,835	87,672
5590	Fleet & Engineering Manager	71,885	98,571
5570	Fleet Maintenance Coordinator	45,032	61,797
5580	Fleet Maintenance Supervisor	56,950	78,104
5430	Fleet Services Assistant	26,603	29,307
8150	Fleet Services Director	67,662	96,658
5585	Fleet Services Manager	80,704	110,885
5510	Fleet Services Specialist	36,483	46,550
5460	Fleet Services Technician	43,368	55,286
5530	Fleet Srvcs Purchasing Cordntr	42,245	53,976
7010	Food Service Worker	27,456	27,456
4620	Forester	50,586	69,534
4385	GIS Analyst	60,362	82,742
8250	Harbor Manager	85,675	122,450
5060	Heavy Equipment Operator	42,245	53,976
5110	Herbicide Applicator	43,846	55,890
5090	Herbicide Truck Operator	38,251	48,984
1520	Human Resources Analyst	45,032	61,797
1500	Human Resources Assistant	40,123	55,016
8020	Human Resources Director	106,600	153,088
1530	Human Resources Senior Analyst	63,835	87,672
8230	Information Systems Director	96,886	139,173
7710	Information Systems Tech	52,624	72,280
2174	Investigations Analyst	47,632	60,549
7770	IS Project Manager	93,496	128,294
7730	IS Support Services Manager	60,154	82,659
7740	IS Tech Support Analyst 1	56,846	78,021
7750	IS Tech Support Analyst 2	63,794	87,714
7760	IS Tech Support Analyst 3	74,610	102,398
7780	IS Technical Support Manager	85,530	117,291
7720	IS Telecommunications Spec	53,602	73,549

**Douglas County Compensation Plan
Fiscal Year 2023-2024**

Job Code	Description	Minimum Annual Pay Rate	Maximum Annual Pay Rate
7722	IS Telecommunications Spec 2	60,154	82,659
1600	Justice Court Services Asst 1	29,931	41,018
1601	Justice Court Services Asst 2	33,696	46,155
9050	Justice of the Peace	48,131	69,534
2930	Juv Srv Fac & Dev Mgr	67,683	92,976
2820	Juvenile Counselor 1	48,152	68,806
2822	Juvenile Counselor 1	48,152	68,806
2830	Juvenile Counselor 2	51,106	72,925
2832	Juvenile Counselor 2	51,106	72,925
2840	Juvenile Counselor 3	54,954	78,562
2842	Juvenile Counselor 3	54,954	78,562
8060	Juvenile Director	96,886	139,173
2813	Juvenile Services Program Spec	43,618	62,192
2814	Juvenile Services Program Spec	43,618	62,192
2790	Juvenile Services Specialist 1	35,963	51,293
2792	Juvenile Services Specialist 1	35,963	51,293
2810	Juvenile Services Specialist 2	40,456	57,741
2812	Juvenile Services Specialist 2	40,456	57,741
2860	Juvenile Services Supervisor	56,950	78,104
2816	Juvenile Services Team Leader	48,152	68,806
2818	Juvenile Services Team Leader	48,152	68,806
8145	Land and Park Director	85,675	122,450
8140	Land Director	76,274	108,888
4350	Land Surveyor	63,835	87,672
6645	Landscape & Outdoor Maint Tech	37,814	51,896
1800	Law Librarian	37,814	51,896
1610	Legal Assistant 1	36,275	49,650
1620	Legal Assistant 2	40,622	55,619
2190	Lieutenant	98,821	135,221
5050	Light Equipment Operator	38,251	48,984
3515	Lighthouse Museum Manager	42,411	58,344
5070	Maintenance Blade Operator	42,245	53,976
1950	Management Analyst 2	47,694	65,582
6020	Marina Operations Finance Tech	42,411	58,344
2129	Marine Cadet	33,696	46,155
6010	Marine Fuel Site Attendant	35,651	48,963
5550	Mechanic	43,368	55,286
5560	Mechanic Leadworker	47,174	60,778
3510	Museum Curator	40,123	55,016

**Douglas County Compensation Plan
Fiscal Year 2023-2024**

Job Code	Description	Minimum Annual Pay Rate	Maximum Annual Pay Rate
8110	Museum Director	67,662	96,658
3540	Museum Educator	40,123	55,016
3530	Museum Operations Technician	40,123	55,016
3520	Museum Research Librarian	40,123	55,016
4135	Natural Resources Specialist	63,835	87,672
4140	Natural Resources Technician	35,651	48,963
5190	O & M Leadworker 2	47,174	60,778
5240	O&M Division Manager	80,704	110,885
5210	O&M Supervisor 1	53,664	73,736
5220	O&M Supervisor 2	56,950	78,104
1110	Office Manager 1	29,931	41,018
3640	Onsite Wastewater Permit Tech	45,032	61,797
5130	Paint Striper	42,245	53,976
1810	Paralegal	47,694	65,582
5875	Park Coordinator	40,123	55,016
8160	Park Director	85,675	122,450
5870	Park Maintenance Tech 3	40,123	55,016
5850	Park Maintenance Technician 1	35,651	48,963
5860	Park Maintenance Technician 2	37,814	51,896
5890	Park Operations Supervisor	47,694	65,582
5910	Park Operations Manager	53,664	73,736
5880	Park Services Supervisor	45,032	61,797
5830	Park Specialist	35,651	48,963
8165	Parks & Forestry Director	95,930	137,800
2148	Patrol Deputy Sheriff-Adv	61,027	77,938
2140	Patrol Deputy Sheriff-Basic	61,027	77,938
2144	Patrol Deputy Sheriff-Intermed	61,027	77,938
2130	Patrol Deputy Sheriff-Recruit	57,117	72,758
4530	Personal Property Technician 2	40,123	55,016
8290	PH Administrator / Hlth Officer	149,344	166,462
3710	Planner 1	50,586	69,534
3720	Planner 2	56,950	78,104
3750	Planner 3	53,664	73,736
8120	Planning Director	85,675	122,450
3780	Planning Manager	76,086	104,520
3670	Planning Technical Manager	56,950	78,104
3610	Planning Technician 1	35,651	48,963
3630	Planning Technician 2	40,123	55,016
3650	Planning Technician 3	45,032	61,797

**Douglas County Compensation Plan
Fiscal Year 2023-2024**

Job Code	Description	Minimum Annual Pay Rate	Maximum Annual Pay Rate
3130	Plans Examiner	67,683	92,976
3135	Plans Examiner Engineer	67,683	92,976
2270	Police Records Clerk	42,016	53,830
4130	Power Plant Operator/Hydrologi	63,835	87,672
1985	PROGRAM/PARTNERSHIP COORDINATO	60,362	82,742
4540	Property Appraiser 1	42,411	58,344
4550	Property Appraiser 2	47,694	65,582
4560	Property Appraiser 3	53,664	73,736
4570	Property Appraiser 4	60,362	82,742
4510	Property Appraiser Trainee	35,651	48,963
2280	Property Manager	47,632	60,549
1560	Public Affairs Specialist	47,694	65,582
8130	Public Works Director	122,179	174,512
5040	Public Works Maint Worker 2B	36,483	46,550
5010	Public Works Temp	27,726	36,608
1340	Purchasing Manager	63,835	87,672
7765	Radio Sys Communications Tech	63,794	87,714
7790	Radio System Comm Mgr	74,610	102,398
4590	Real Property Officer	53,664	73,736
2335	Records & Civil Division Super	56,597	77,584
1050	Records and Elections Tech 1	31,720	43,451
1060	Records and Elections Tech 2	35,651	48,963
1180	Records Technician	31,720	43,451
3120	Regulation Specialist	50,586	69,534
1535	Risk Manager	85,738	117,562
1540	Risk/Labor Relations Manager	85,738	117,562
5270	S/W Testing & Monitoring Spec	47,757	61,048
5260	S/W Truck Equipment Operator	42,245	53,976
6040	Salmon Harbor Project Manager	50,586	69,534
1080	Senior Department Assistant	28,246	38,709
3760	Senior Planner	67,683	92,976
7545	Senior Sanitarian	63,835	87,672
7020	Senior Services Coordinator	37,814	51,896
8100	Senior Services Director	76,274	108,888
7040	Senior Services Program Mgr	53,664	73,736
1175	Senior Tax Clerk	42,411	58,344
2180	Sergeant	87,942	120,370
9060	Sheriff	148,554	148,554
2110	Sheriff Reserves	30,451	34,445

**Douglas County Compensation Plan
Fiscal Year 2023-2024**

Job Code	Description	Minimum Annual Pay Rate	Maximum Annual Pay Rate
1918	SO Administrative Specialist	53,664	73,736
8180	Solid Waste Director	95,930	137,800
5290	Solid Waste Division Manager	80,704	110,885
5295	Solid Waste Operations Manager	67,683	92,976
5250	Solid Waste Site Attendant	29,224	40,955
7030	Sr Services Case Manager	40,123	55,016
7055	Sr Srvs Case Mangr Supervisor	47,694	65,582
5080	Surfacing Operator	42,245	53,976
4360	Survey Supervisor	56,950	78,104
4310	Survey Technician 1	29,931	41,018
4320	Survey Technician 2	42,411	58,344
4330	Survey Technician 3	47,694	65,582
9070	Surveyor	85,966	85,966
5255	SW Site Attendant Lead Worker	32,136	45,053
1170	Tax Clerk	35,651	48,963
2030	Tax Collection Deputy	56,950	78,104
6410	Temp Fair Cmplx Wkr 1	27,456	27,456
6412	Temp Fair Cmplx Wkr 2	27,726	36,608
2960	Transfer Site Attdt 2	29,224	40,955
2962	Transfer Site Attendant	29,224	40,955
9080	Treasurer	28,662	28,662
1280	Treasurer Revenue Clerk	37,814	51,896
2865	Treatment Services Manager	56,950	78,104
2240	Undersheriff	107,744	147,493
1140	Veterans Claims Specialist	45,032	61,797
8040	Veterans Service Officer	67,662	96,658
1640	Victim Assistance Coordinator	40,622	55,619
7062	Vol Srvs Coordinator (JUV)	37,086	52,936
7060	Volunteer Services Coordinator	37,814	51,896
2980	Work Crew Leadworker	42,411	58,344
2990	Work Crew Manager	56,950	78,104
2970	Work Crew Supervisor	40,123	55,016
2880	Youth Resident Services Mgr	63,835	87,672