

Douglas County, Oregon
FY 2024-25

COMBINED SUMMARY OF BUDGETED RESOURCES AND REQUIREMENTS			
	Revised Budget FY 23-24	Adopted Budget FY 24-25	Increase/ (Decrease)
BEGINNING FUND BALANCES	142,451,009	116,061,000	(26,390,009)
<u>Revenues:</u>			
Timber Receipts/Safety Net Receipts:			
Secure Rural Schools (SRS) Title I / O & C Receipts	7,409,452	7,409,452	0
Secure Rural Schools (SRS) Title I / Federal Forest Receipts	6,112,797	6,112,797	0
Secure Rural Schools (SRS) Title III - O&C/Federal Forest	2,056,411	3,991,967	1,935,556
Secure Rural Schools (SRS) Title II (remains at federal level)	1,275,355	1,248,029	(27,326)
	16,854,015	18,762,245	1,908,230
Grants and Other Intergovernmental	40,286,116	35,339,735	(4,946,381)
Property Taxes	11,930,000	13,275,000	1,345,000
Interest	1,802,400	2,176,600	374,200
Outside Service Charges, Rents, Fees and Other	35,595,089	39,017,209	3,422,120
Interfund Service Charges and Reimbursements	16,019,500	16,753,069	733,569
Interfund Transfers and Loans	35,750,564	36,551,595	801,031
<i>Total Revenues</i>	158,237,684	161,875,453	3,637,769
TOTAL RESOURCES	300,688,693	277,936,453	(22,752,240)
<u>Expenditures:</u>			
Personnel Services	70,453,750	72,710,407	2,256,657
Materials and Services:			
County Operations	69,489,678	68,572,492	(917,186)
Safety Net Title II (remains at federal level)	1,275,355	1,248,029	(27,326)
Capital Outlay	34,079,694	26,610,808	(7,468,886)
Operating Contingency	1,838,971	4,060,000	2,221,029
Interfund Transfers and Loans	35,750,564	36,551,595	801,031
All Other	222,890	132,134	(90,756)
<i>Total Expenditures</i>	213,110,902	209,885,465	(3,225,437)
ENDING FUND BALANCES	87,577,791	68,050,988	(19,526,803)
TOTAL REQUIREMENTS	300,688,693	277,936,453	(22,752,240)
CHANGE IN FUND BALANCES	(54,873,218)	(48,010,012)	6,863,206
FTE	550.30	536.30	(14.00)

Douglas County, Oregon
SUMMARY OF RESOURCES - ALL FUNDS
FY 2024-25 Budget

Fund	Secure Rural Schools (SRS)	Other Intergovernmental	Property Taxes	Interest	All Other Revenue	Interfund Activity			Beginning Fund Balance	Total Resources
						Interdept Charges	Transfers	Subtotal		
1000 General Fund	7,409,452	6,289,146	13,275,000	1,510,500	14,712,283		1,394,831	44,591,212	70,000,000	114,591,212
2200 Public Safety		6,802,278		5,100	4,042,263		24,832,039	35,681,680	1,000,000	36,681,680
2070 Health & Soc Services		4,416,561			92,800		1,390,994	5,900,355		5,900,355
2010 Public Works	4,584,598	15,182,095		150,000	10,000		4,951,965	24,878,658	10,000,000	34,878,658
2050 County Fair Board		89,166			2,107,628		10,000	2,206,794		2,206,794
2080 County Forest Mgm't				30,000	1,851,457			1,881,457	1,000,000	2,881,457
2060 County Schools	1,528,199	260,000		1,000	2,000			1,791,199		1,791,199
2020 Dog Control					87,000		447,766	534,766		534,766
2500 Predator Damage Control							229,000	229,000		229,000
2140 Drug Abuse Prevention		115,000						115,000		115,000
2120 Industrial Development		655,000		5,000				660,000	3,200,000	3,860,000
2030 Law Library				5,000	131,518			136,518	450,000	586,518
2160 Title III	5,239,996	1,202,339		90,000				6,532,335	5,406,000	11,938,335
2150 Water Resource Dev		83,150		30,000	320,000			433,150	1,000,000	1,433,150
3020 Capital Projects							3,200,000	3,200,000		3,200,000
5010 Salmon Harbor		245,000		10,000	3,682,260		95,000	4,032,260	1,000,000	5,032,260
5400 Solid Waste				250,000	11,247,000			11,497,000	16,000,000	27,497,000
6000 Employee Benefit Trust				80,000	720,000	11,356,569		12,156,569	6,005,000	18,161,569
6200 Fleet Management				10,000	11,000	5,396,500		5,417,500	1,000,000	6,417,500
	<u>18,762,245</u>	<u>35,339,735</u>	<u>13,275,000</u>	<u>2,176,600</u>	<u>39,017,209</u>	<u>16,753,069</u>	<u>36,551,595</u>	<u>161,875,453</u>	<u>116,061,000</u>	<u>277,936,453</u>

Less:

Interfund Activity

(53,304,664)

Current Year Revenues for Graph

108,570,789

Douglas County, Oregon
SUMMARY OF REQUIREMENTS - ALL FUNDS
FY 2024-25 Budget

Fund	Personnel Services	Materials and Services	Capital Outlay	Other*	Interfund Activity		Total Expenditures	Ending Fund Balance	Total Requirements
					Contingency	Transfers			
1000 General Fund	27,379,052	9,464,302	5,707,522	100,000	3,000,000	22,099,197	67,750,073	46,841,139	114,591,212
2200 Public Safety	27,299,286	8,090,061	361,000			195,731	35,946,078	735,602	36,681,680
2070 Health & Soc Services	2,059,877	3,740,478				100,000	5,900,355		5,900,355
2010 Public Works	6,984,065	9,464,245	13,545,750		300,000	4,584,598	34,878,658		34,878,658
2050 County Fair Board	1,143,341	1,051,453	12,000				2,206,794		2,206,794
2080 County Forest Mgm't	347,103	458,354	2,000,000		10,000	66,000	2,881,457		2,881,457
2060 County Schools		1,791,199					1,791,199		1,791,199
2020 Dog Control	270,105	264,661					534,766		534,766
2500 Predator Damage Control		229,000					229,000		229,000
2140 Drug Abuse Prevention		115,000					115,000		115,000
2120 Industrial Development		617,866	10,000	32,134		3,200,000	3,860,000		3,860,000
2030 Law Library	26,979	53,800					80,779	505,739	586,518
2160 Title III		6,803,210				5,135,125	11,938,335		11,938,335
2150 Water Resource Dev	455,769	590,963	40,000		100,000	74,000	1,260,732	172,418	1,433,150
3020 Capital Projects	10,000	1,690,000	1,500,000				3,200,000		3,200,000
5010 Salmon Harbor	1,800,110	2,337,602	600,000			235,000	4,972,712	59,548	5,032,260
5400 Solid Waste	3,634,393	5,379,400	2,425,000		300,000	861,944	12,600,737	14,896,263	27,497,000
6000 Employee Benefit Trust	70,024	13,917,427					13,987,451	4,174,118	18,161,569
6200 Fleet Management	1,230,303	3,761,500	409,536		350,000		5,751,339	666,161	6,417,500
	<u>72,710,407</u>	<u>69,820,521</u>	<u>26,610,808</u>	<u>132,134</u>	<u>4,060,000</u>	<u>36,551,595</u>	<u>209,885,465</u>	<u>68,050,988</u>	<u>277,936,453</u>

Less:

Interfund Activity

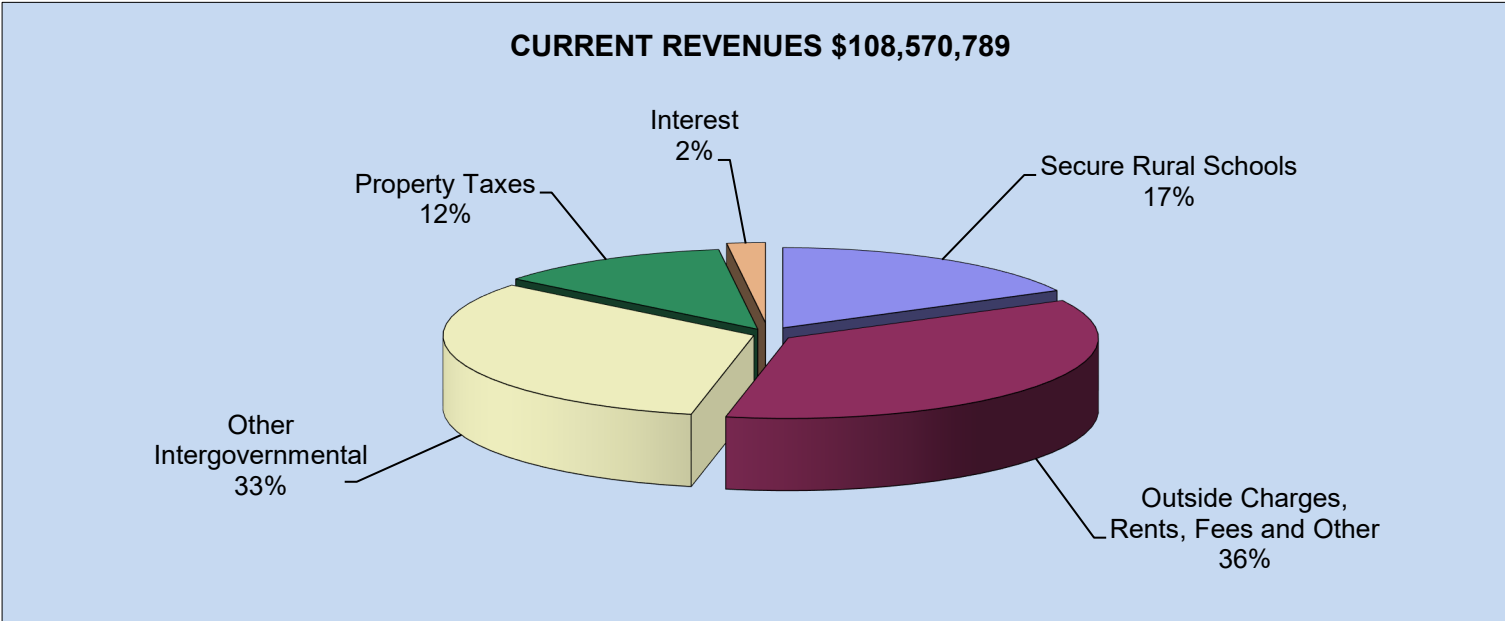
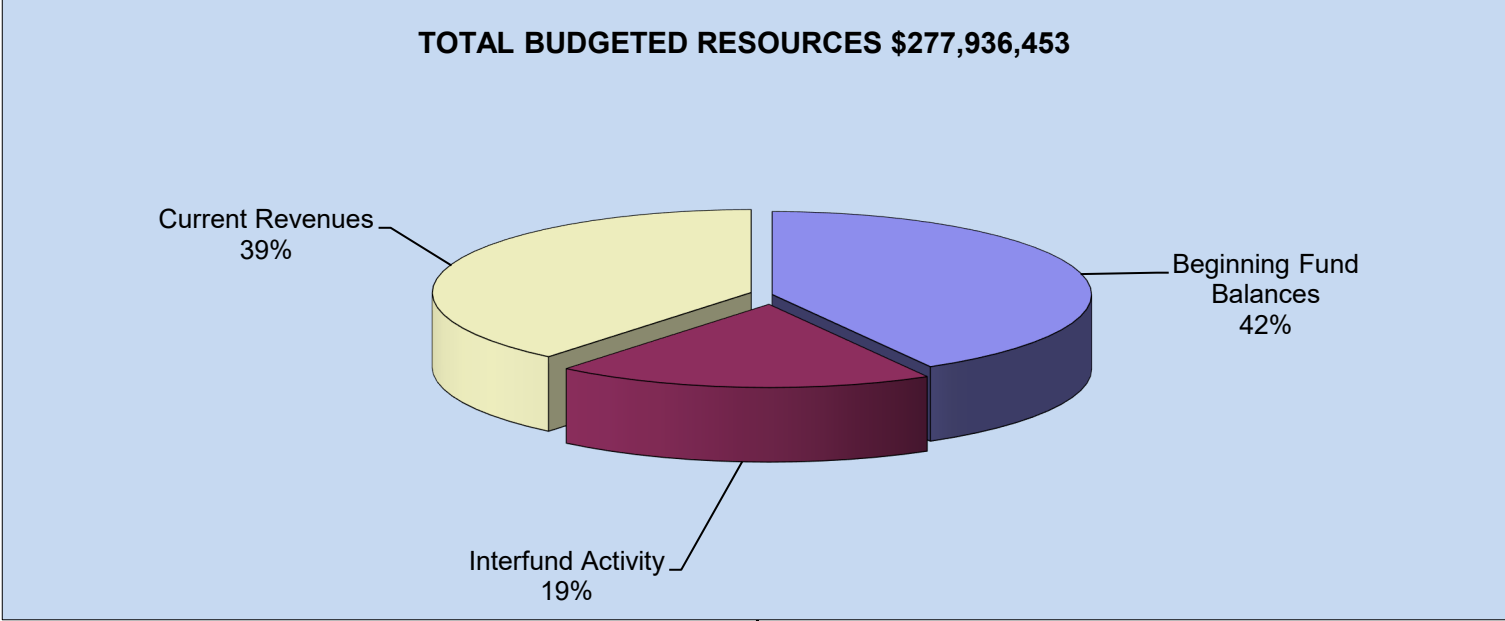
(53,304,664)

Current Expenditures for Graph

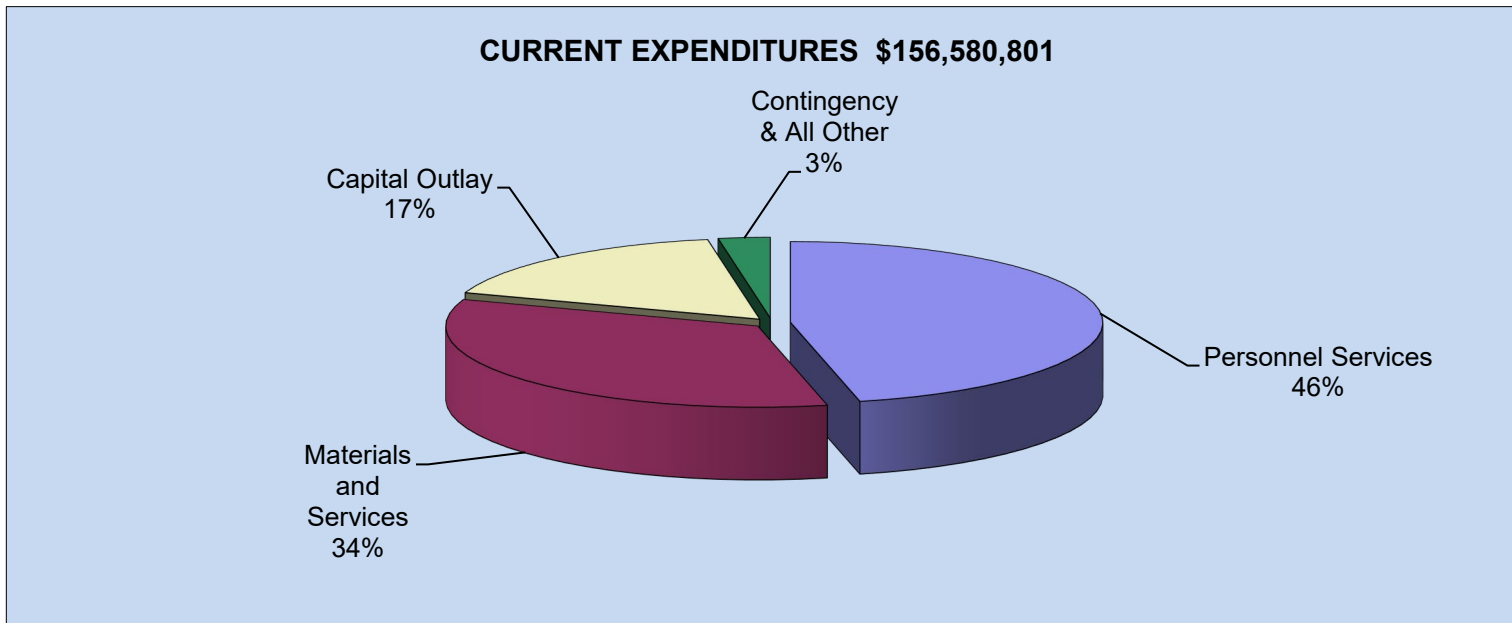
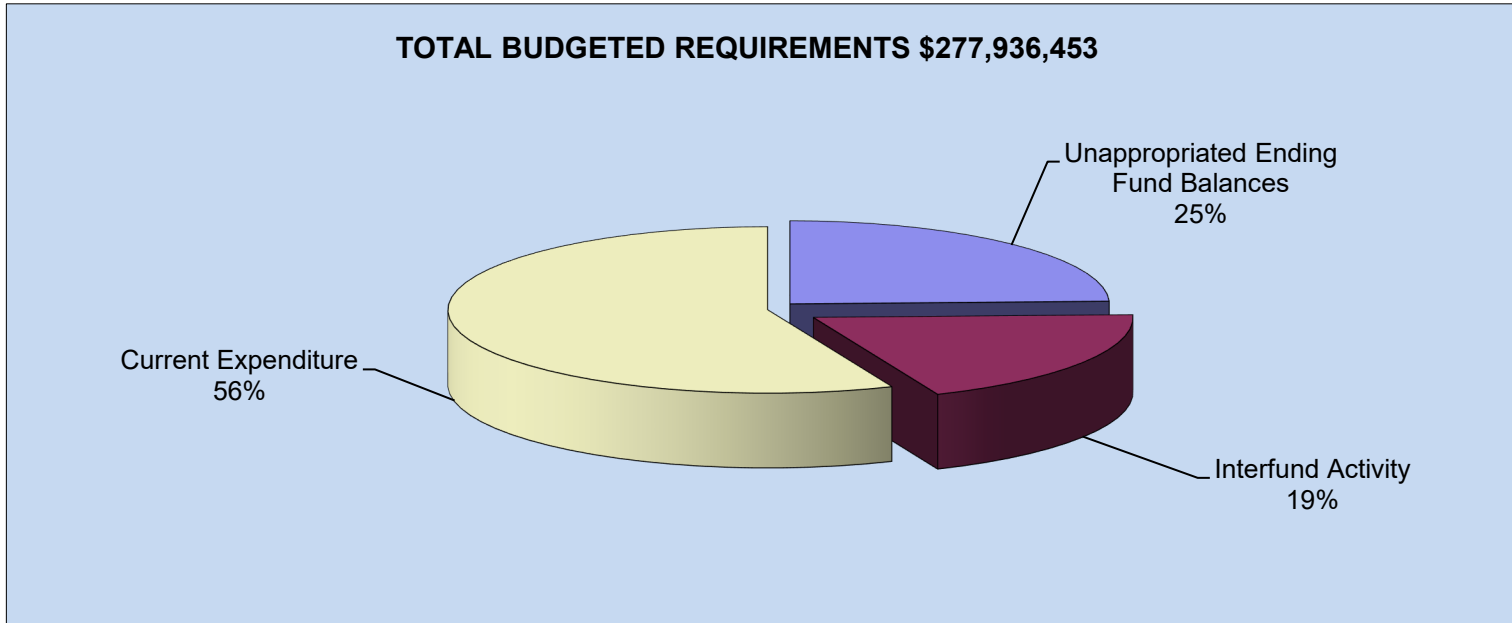
156,580,801

* Other Requirements are Debt Service and Additions to Notes Receivable.

**BUDGETED RESOURCES - ALL FUNDS
FY 2024-25**



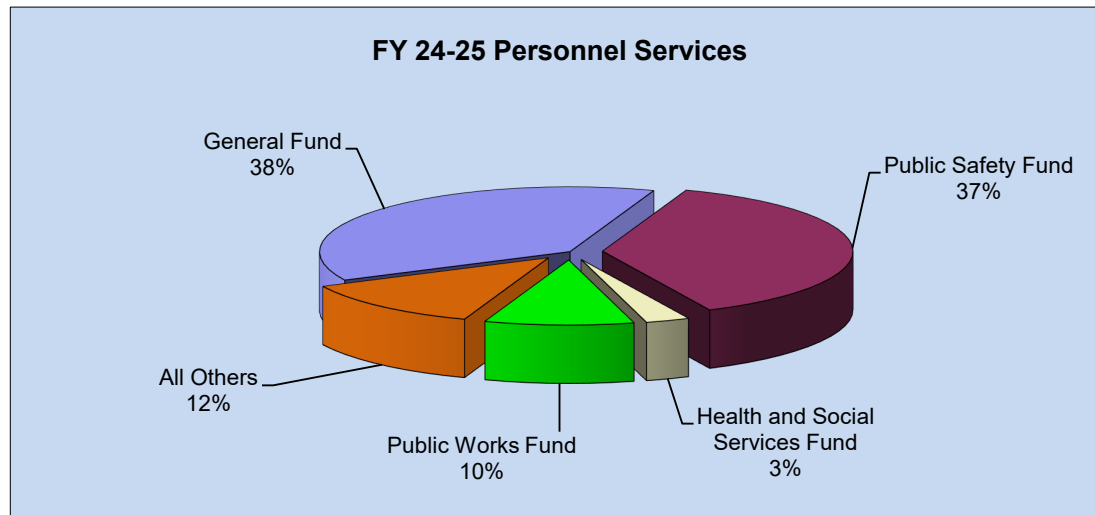
**BUDGETED REQUIREMENTS - ALL FUNDS
FY 2024-25**



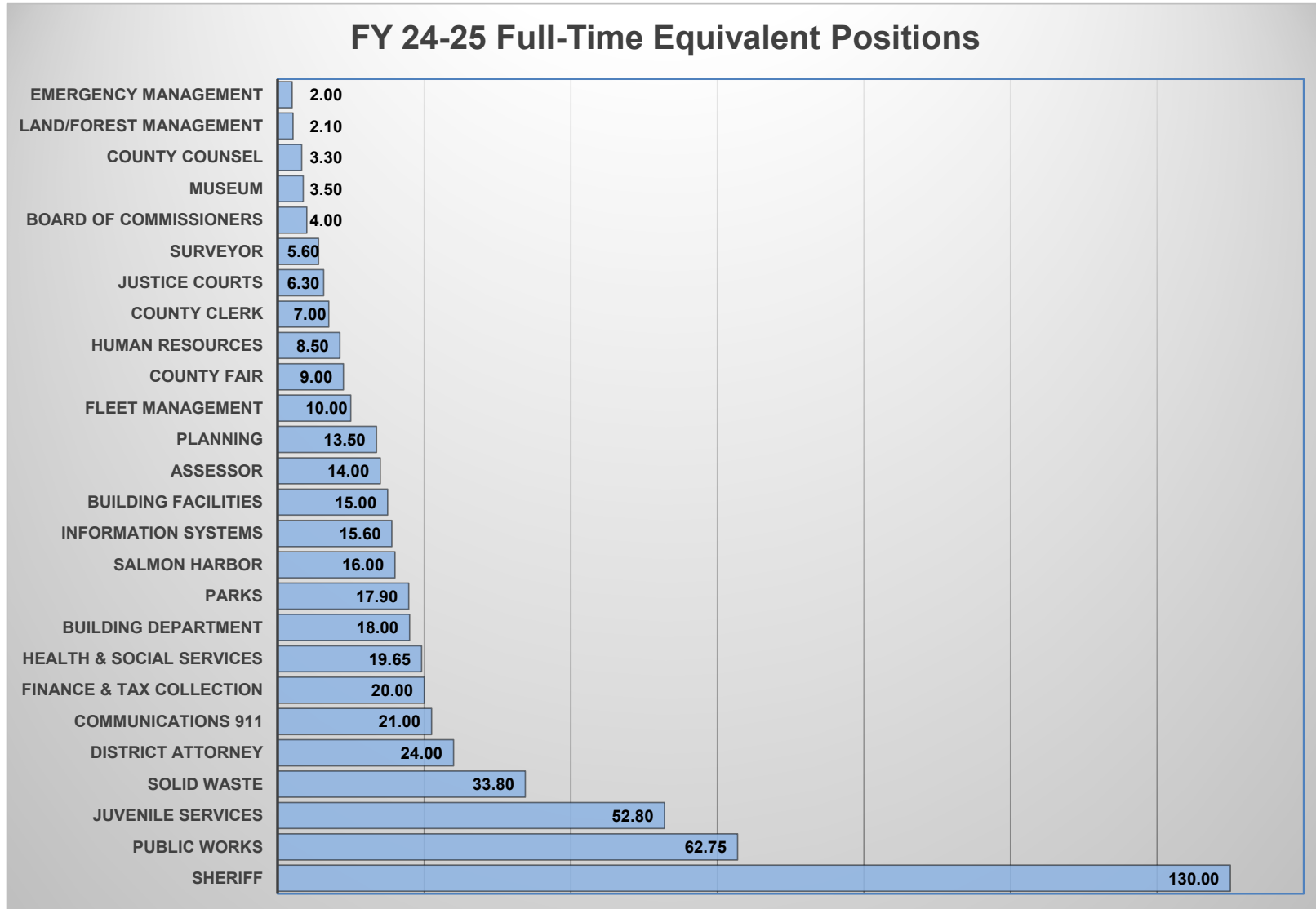
Douglas County, Oregon
PERSONNEL SERVICES
FY 2024-25

Fund Name	Revised Budget	Adopted Budget	Change	
	FY 23-24	FY 24-25	Amount	Percent
General Fund	\$27,361,511	\$27,379,052	\$17,541	0.06%
Public Safety Fund	26,140,861	27,299,286	1,158,425	4.43%
Health and Social Services Fund	1,773,162	2,059,877	286,715	16.17%
Public Works Fund	6,788,218	6,984,065	195,847	2.89%
County Fair Board Fund	1,075,808	1,143,341	67,533	6.28%
County Forest Management Fund	329,591	347,103	17,512	5.31%
Dog Control Fund	293,755	270,105	(23,650)	-8.05%
Law Library Fund	23,375	26,979	3,604	15.42%
Water Resource Development Fund	427,393	455,769	28,376	6.64%
Capital Projects Fund	10,000	10,000	0	0.00%
Salmon Harbor Fund	1,749,549	1,800,110	50,561	2.89%
Solid Waste Fund	3,206,154	3,634,393	428,239	13.36%
Employee Benefit Trust Fund	178,056	70,024	(108,032)	-60.67%
Fleet Management Fund	1,096,317	1,230,303	133,986	12.22%
TOTAL - ALL FUNDS	\$70,453,750	\$72,710,407	\$2,256,657	3.20%

Full-time Equivalent Positions			
Revised Budget	Adopted Budget	Change	
FY 23-24	FY 24-25	Amount	Percent
238.15	227.75	(10.40)	-4.37%
159.45	157.45	(2.00)	-1.25%
18.65	19.65	1.00	5.36%
58.75	54.75	(4.00)	-6.81%
8.80	9.00	0.20	2.27%
2.10	2.10	0.00	0.00%
2.00	2.00	0.00	0.00%
0.30	0.30	0.00	0.00%
3.25	3.25	0.00	0.00%
15.80	16.00	0.20	1.27%
32.80	33.80	1.00	3.05%
0.25	0.25	0.00	0.00%
10.00	10.00	0.00	0.00%
550.30	536.30	(14.00)	-2.54%



Douglas County, Oregon
 FULL-TIME EQUIVALENT POSITIONS
 FY 2024-25 Adopted Budget



	Actual						Budget	
	17-18	18-19	19-20	20-21	21-22	22-23	23-24	24-25
Budgeted Full-time Equivalent Positions	532.23	541.12	527.07	526.60	534.88	542.55	550.30	536.30